



FASTEST40 JUST GOT **FASTER**

2016-17 RAZORBACK BASKETBALL


JERRY AND GENE JONES FAMILY STUDENT-ATHLETE SUCCESS CENTER

There is no debate about the most influential newcomer to Razorback Athletics in 2015-16. Opened for the start of the academic year, the Jerry and Gene Jones Family Student-Athlete Success Center, was officially dedicated on September 19 with members of the Jones Family, Vice Chancellor and Director of Athletics Jeff Long, Arkansas Governor Asa Hutchinson, Southeastern Conference Commissioner Greg Sankey and hundreds of Razorback student-athletes looking on.

The 55,000 square-foot facility dedicated to the development of more than 460 Razorback student-athletes was made possible by a \$10.65 million gift from the Jones family. The Jones Success Center addresses the academic, nutritional, personal and professional development

of our student-athletes and creates an integrated academic support program focused on the graduation of all student-athletes at the University of Arkansas.

The Student-Athlete Success Center is the home of the Bogle Academic Center and provides student-athletes with multiple learning environments including academic advising and course preparation, leadership training through the Razorback Leadership Academy and career planning and service learning. It also houses the Sports Nutrition Center, serving the fueling needs of student-athletes competing in 19 sports.





JERRY & GENE JONES FAMILY STUDENT-ATHLETE SUCCESS CENTER

BY THE NUMBERS

12

Since the spring of 2014, the Razorbacks have had 12 current and former players walk across the stage and graduate from the University of Arkansas.

2013-14

Coty Clarke
Alandise Harris
Mardracus Wade
Rickey Scott
Kikko Haydar
Fred Gulley

2014-15

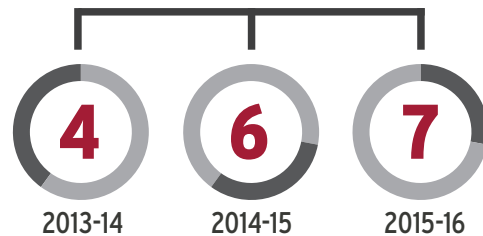
Keaton Miles
Ronnie Brewer
Lee Mayberry
Gary Ervin

2015-16

Anthlon Bell
Jabril Durham

17

SEC Academic Honor Roll Players



“

PLAY HARD, ACT RIGHT!



BASKETBALL PERFORMANCE CENTER

The 66,000 square-foot Basketball Performance Center opened in the fall of 2015 and is the home of the Razorback Basketball program.

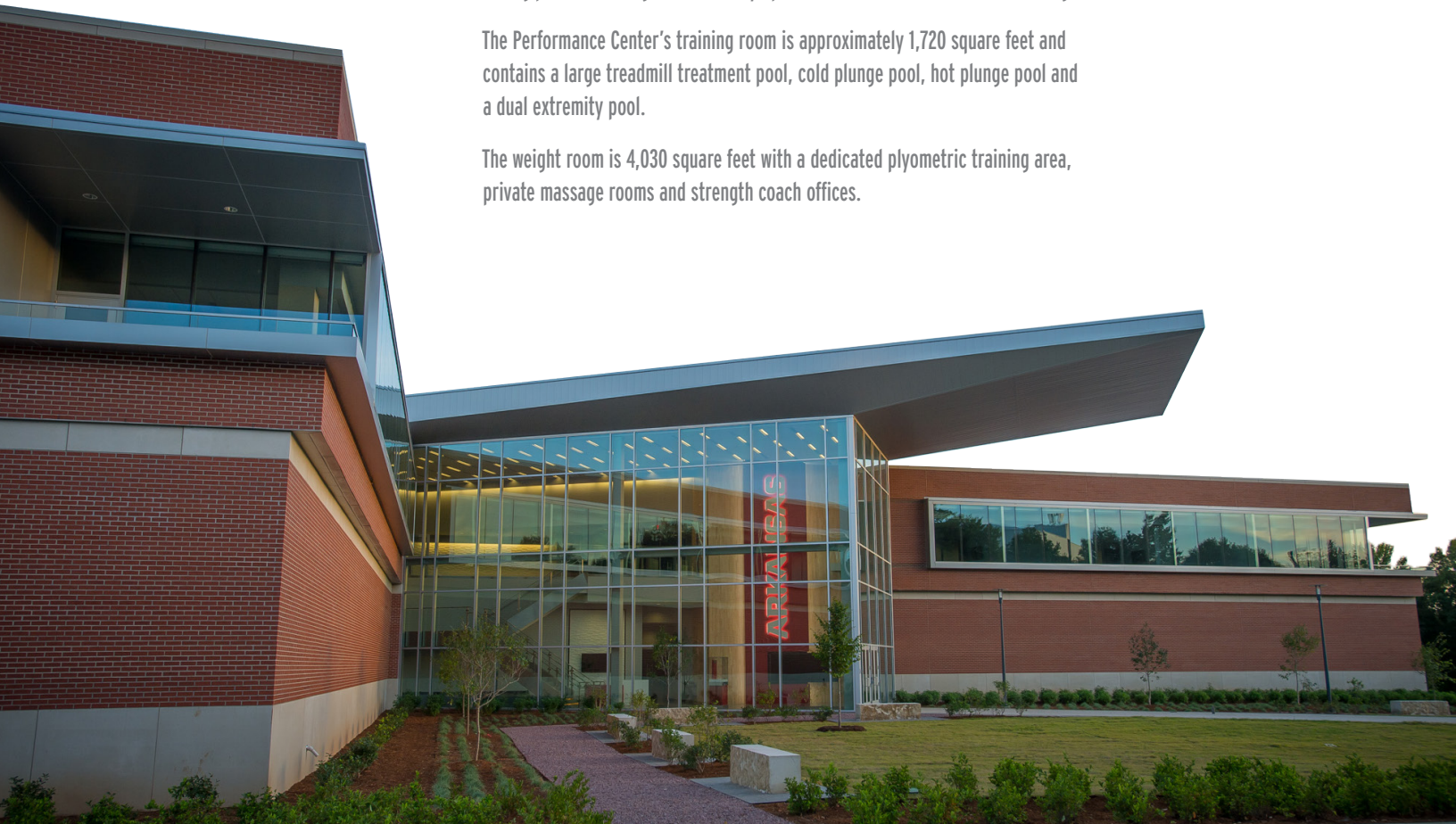
The facility includes two full-court gymnasiums, locker rooms, a weight room, an athletic training room, coaches' offices, team meeting rooms, a student-athlete lounge, study areas and an equipment room.

The largest components of the facility are two identical practice gyms, which are approximately 12,280 square feet each. Each gym has six wall mounted goals and two portable goals that are identical to the goals used in Bud Walton Arena.

A state-of-the-art video coaching system is available in each gym with a large format video display for the team's use in reviewing video footage recorded during practice through the remotely operated cameras mounted on the ceiling.

The Performance Center's training room is approximately 1,720 square feet and contains a large treadmill treatment pool, cold plunge pool, hot plunge pool and a dual extremity pool.

The weight room is 4,030 square feet with a dedicated plyometric training area, private massage rooms and strength coach offices.





“ MIKE ANDERSON

THIS FACILITY IS A GAME CHANGER FOR US IN RECRUITING



BUD WALTON ARENA

Arkansas has the third-most home wins in the country during the Mike Anderson era, posting a record of 80-12 in Bud Walton Arena over the last five years.

Arkansas has ranked in the top 30 in national attendance in all 23 years playing in Bud Walton Arena.

“

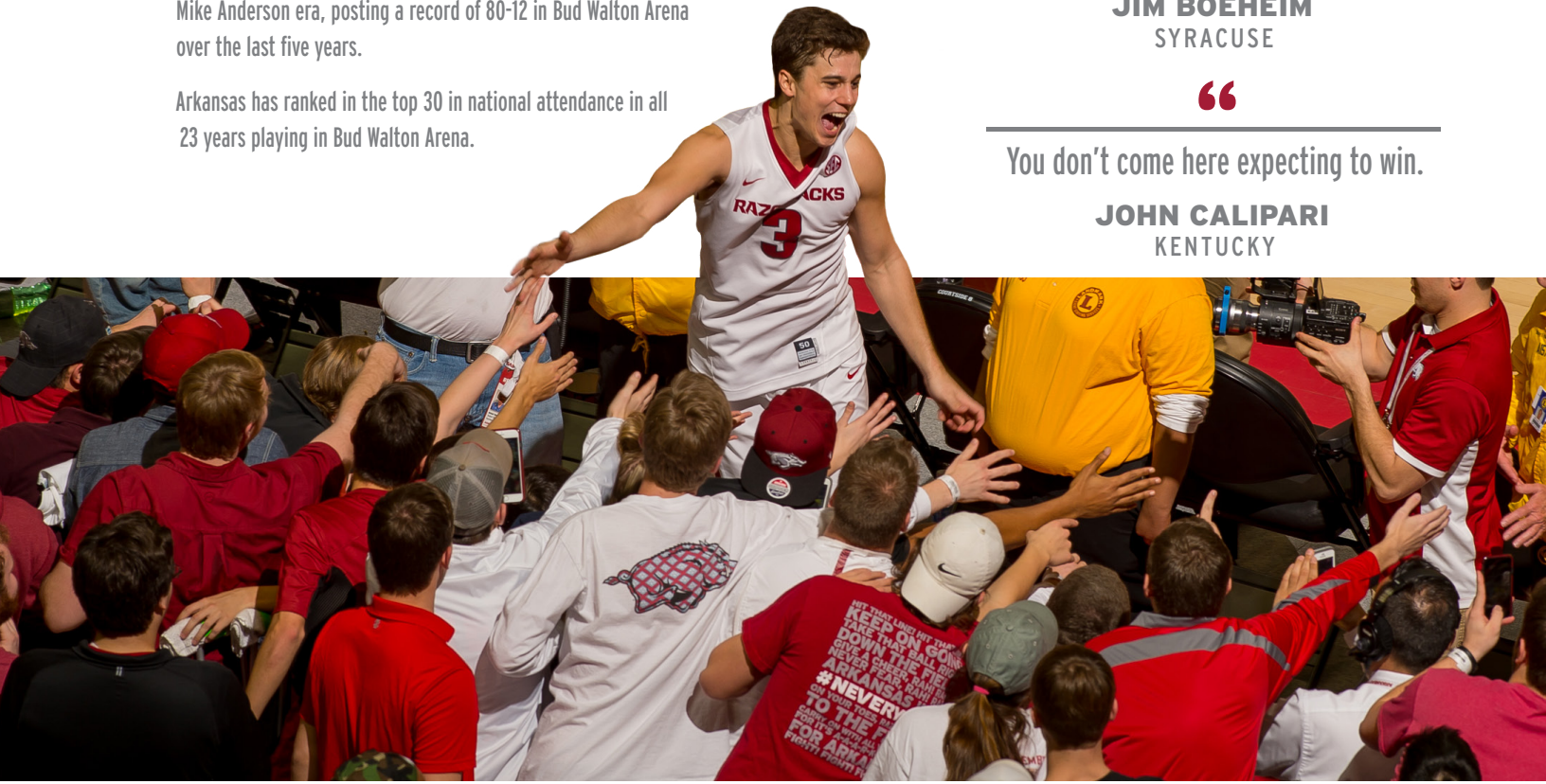
In this building, they are going to beat a lot of people.

JIM BOEHEIM
SYRACUSE

“

You don't come here expecting to win.

JOHN CALIPARI
KENTUCKY





“

They're going to play fast.

BILLY DONOVAN
OKC THUNDER

“

They make you play a hundred miles an hour.

RICK RAY
SEMO

“

It was pretty intimidating.

BILLY KENNEDY
TEXAS A&M

BOBBY PORTIS



PATRICK BEVERLEY



JOE JOHNSON





37

NBA Draft Selections

16

All-Star Game Appearances


#PR HOGS

12

NBA First Round Draft Picks

3

NBA Champions



3

FAYETTEVILLE, AR

University of Arkansas

22

NASHVILLE, TN

Vanderbilt University

46

COLUMBIA, SC

University of South Carolina

56

KNOXVILLE, TN

University of Tennessee

63

BATON ROUGE, LA

LSU





A WORLD REPORT
U.S. News

BARCELONA

VALENCIA

MADRID

SPAIN



10 DAYS

3 CITIES

4 GAMES

1 UNBELIEVABLE EXPERIENCE



“

This was a once in a lifetime experience.
MANUALE WATKINS

“

We will remember that trip for the rest of our lives.
DUSTY HANNAHS

“

This was an experience I would have never had without coming to Arkansas.
JAYLEN BARFORD

MIKE ANDERSON

STATS

Mike Anderson is ONE of only 10 current Division I coaches with 10-plus years of head coaching experience with NO losing seasons

Taken three programs to the NCAA Tournament

Led the nation in steals per game four times

Led the nation in assists once and ranked in the top 25 five times

Ranked in the top 25 in scoring offense six times

Ranked in the top 25 in turnover margin eight times



TRADITION

BY THE NUMBERS

31

NCAA Selections

24

Conference Championships

10


Sweet Sixteens

6

Final Fours

1

National Championship





RAZORBACK BASKETBALL

Jerry & Gene Jones Success Center1
Basketball Performance Center2-3
Bud Walton Arena4-5
#ProHogs6-7
Fayetteville, Arkansas.....8-9
Spain10-11
Mike Anderson12
Tradition13
Table of Contents/Quick Facts.....14-15
Nike Basketball16

THE #FASTEST40

Roster18
TV/Radio Speed Chart.....19
Moses Kingsley20-21
Manuale Watkins22-23
Dusty Hannahs.....24-25
Trey Thompson26-27
Anton Beard.....28-29
Dustin Thomas30-31
Jaylen Barford32-33
Daryl Macon34-35
Arlando Cook.....36-37
Adrio Bailey38-39
Brachen Hazen.....40-41
C.J. Jones42-43
RJ Glasper44-45
Player Game-By-Game Stats.....46-51

COACHING STAFF

Mike Anderson54-59
Melvin Watkins60
TJ Cleveland61
Scotty Thurman.....62
Matt Zimmerman63
Jeff Daniels.....64
Lee Mayberry65
Will Bartlett/Adam Petway.....66
Dave England/Kikko Haydar/Riley Hall67
Executive Assistants/Managers.....68

2015-16 YEAR-IN-REVIEW

Notes70-71
Season Results72
Player Game-By-Game (P-R-A)73
Team Game-By-Game Stats74
Opponent Game-By-Game Stats75
Overall & SEC Statistics76
Game Highs/Lows77
Leads & Deficits78
Plus/Minus Statistics78
Starting Lineups.....79
Box Scores80-90
SEC Standings & Awards91
SEC Individual Leaders.....92-93
SEC Network94

HISTORY

Bud Walton Arena/Barnhill Arena96-99
Bud Walton Arena Records.....100
History & Memorable Games101-111
All-Americans112-113
Honors & Awards.....114-117
All-Time Final Rankings118-119
Razorbacks In The NBA120-121
Letterwinners.....122-123
Hall of Fame/Hall of Honor.....124

RECORDS

1,000-Point Scorers126-130
30-Point Games131
Scoring Average Records132
Points Records.....133
Field Goal Records.....134-136
Free Throw Records.....137-139
Rebounding Records.....140-141
Three-Point Field Goal Records142-144
Assist Records145
Block Records146
Steal Records.....147
Class Records.....148
Team Records.....149-153
Year-By-Year Comparison154-156
100-Point Games.....157
Miscellaneous Records.....158
Postseason Records.....159-160
All-Time Series Records161-169
Year-By-Year Records.....170
Coaching Records171
Year-By-Year Results.....172-186

UNIVERSITY OF ARKANSAS

Media Information188-189
The Southeastern Conference190
SEC Tournament191
University of Arkansas192-195
Chancellor Dr. Joseph E. Steinmetz.....196
Faculty Athletic Rep Dr. Sharon Hunt.....196
University Leadership197
Director of Athletics Jeff Long198-199
Senior Staff200
Head Coaches201
Basketball Support Staff.....202
Razorback Foundation, Inc.....203
The SEC, It Just Means More.....204

CREDITS

EDITORIAL

Razorback Communications Department

EDITOR

David Beall

ASSISTANT EDITORS

Jon Fagg, Chris Freet, Kevin Trainor, Patrick Pierson, Taylor McGillis, Jeri Thorpe, Brent Hull, Brandon Langlois, Katie Beall, Mary Lynn Gibson

OTHER CONTRIBUTORS

Fayetteville Chamber of Commerce, Southeastern Conference, UA University Relations, Razorback Foundation

DESIGN SERVICES

David Beall, Taylor McGillis, Christine Zambetti

PRINTING

Magna IV Communications, Little Rock, Ark.

PHOTOGRAPHY

Walt Beazley

CONTRIBUTING PHOTOGRAPHY

Gary Arakaki, Andrew D. Bernstein, Jon Biever, Brooklyn Nets, Charlotte Hornets, Chicago Bulls, Roy Cordell, David Coyle, Scott Cunningham, Detroit Pistons, Garrett Ellwood, Tom Eward, Jesse Garrabrant, Hawgs Illustrated, Wesley Hitt, Houston Rockets, Jason Ivester, Milwaukee Bucks, New York Knicks, NBA/Getty Images, NBAE Photos, Phoenix Suns, Portland Trail Blazers, San Antonio Spurs, Bill Smith, Sports Illustrated, Mike Stones, Noren Trotman, Utah Jazz, Rocky Widner, Gary Yandell, David Yerby.

All names, nicknames, logos and other indicia referring to the University of Arkansas are trademarks owned and protected by the university. Any unauthorized use of the university's trademark is prohibited.





UNIVERSITY INFORMATION

Location: Fayetteville, Ark.
 Enrollment: 27,194
 Founded: 1871
 Colors: Cardinal (PMS 201) and White
 Nickname: Razorbacks
 Conference: Southeastern (SEC)
 Arena (Capacity): Bud Walton Arena (19,200)

ADMINISTRATION

System President: Dr. Donald R. Bobbitt
 Chancellor: Dr. Joseph E. Steinmetz
 Vice Chancellor and Director of Athletics: Jeff Long
 Faculty Representative: Sharon Hunt

HEAD COACH MIKE ANDERSON

Seasons: 6th at Arkansas/15th Overall
 Overall Record: 302-162 (.650)
 Record at Arkansas: 102-64 (.614)
 SEC Record: 48-40 (.545)
 In Bud Walton Arena: 80-12 (.869)

BASKETBALL STAFF

Associate Head Coach: Melvin Watkins (6th Year)
 Assistant Coach: TJ Cleveland (6th Year)
 Assistant Coach: Scotty Thurman (1st Year)
 Director of Operations: Matt Zimmerman (6th Year)
 Director of SA Development: Jeff Daniels (6th Year)
 Video Coordinator: Will Bartlett (6th Year)
 Special Assistant to the HC: Lee Mayberry (3rd Year)
 Head Athletic Trainer: Dave England (34th Year)
 Head Strength Coach: Adam Petway (3rd Year)
 Graduate Assistant: Kikko Haydar (2nd Year)
 Graduate Assistant: Riley Hall (2nd Year)

TEAM INFORMATION

2015-16 Record: 16-16
 2015-16 SEC Record: 9-9
 BWA Record: 13-4
 Road Record: 3-8
 Neutral Record: 0-3
 NLR Record: 0-1
 Last 5 Games: 3-2
 Letterwinners Returning/Lost: 5/5
 Starters Returning/Lost: 2/3
 Newcomers: 8

ALL-TIME RECORDS

Season: 94th
 Years: 1923-24 - Present
 Overall Record: 1,621-917 (.640)
 All-Time Conference Record: 798-524 (.608)
 All-Time SEC Record: 213-195 (.523)
 NCAA Tournament Record: 41-30 (.577)

BUD WALTON ARENA

Year Opened: 1994
 All-Time Record: 317-74 (.810)
 All-Time SEC Record: 134-54 (.712)
 Total Attendance: 6,281,242
 Average Attendance: 16,065

NCAA TOURNAMENT HISTORY

National Championships: 1 (1994)
 National Runner-Up: 1 (1995)
 NCAA Final Fours: 6 (1941, 1945, 1978, 1990, 1994, 1995)
 NCAA Elite Eight: 10 (1941, 1945, 1949, 1958, 1978, 1979, 1990, 1991, 1994, 1995)
 NCAA Sweet Sixteen: 10 (1978, 1979, 1981, 1983, 1990, 1991, 1993, 1994, 1995, 1996)
 NCAA Tournament Appearances: 30*
 NIT Record (App.): 5-4 (3)

* - Received a bid in 1944 but was unable to participate due to a car accident. Total number of appearances is 30.





NIKE.COM/BASKETBALL



NOW **ENTERING** BUD WALTON ARENA,
THESE ARE **THE ARKANSAS RAZORBACKS**





STANDING, LEFT-RIGHT: Graduate Assistant Kikko Haydar, Director of Student-Athlete Development Jeff Daniels, Assistant Coach TJ Cleveland, Head Strength & Conditioning Coach Adam Petway, Special Assistant to the Head Coach Lee Mayberry, Associate Head Coach Melvin Watkins, Dustin Thomas, Moses Kingsley, Trey Thompson, Assistant Coach Scotty Thurman, Graduate Assistant Riley Hall, Head Athletic Trainer Dave England, Equipment Manager Marcus Jennings, Director of Basketball Operations Matt Zimmerman and Video Coordinator Will Bartlett. **SEATED, LEFT-RIGHT:** Adrio Bailey, Brachen Hazen, Arlando Cook, Jaylen Barford, Manuale Watkins, Head Coach Mike Anderson, Dusty Hannahs, Daryl Macon, Anton Beard, RJ Glasper and CJ Jones.

2016-17 ARKANSAS MEN'S BASKETBALL ROSTER

No.	Name	Pos.	Yr.	Ht.	Wt.	Hometown/High School/Last School
0	Jaylen Barford	G	Jr	6-3	202	Jackson, Tenn./South Side HS/Motlow State CC
1	Trey Thompson	F	Jr	6-9	265	Madison Ark./Forrest City HS
2	Adrio Bailey	F	Fr	6-6	204	Campti, La./Lakeview HS
3	Dusty Hannahs	G	R-Sr	6-3	210	Little Rock, Ark./Pulaski Academy/Texas Tech
4	Daryl Macon	G	Jr	6-3	185	Little Rock, Ark./Parkview HS/Holmes CC
5	Arlando Cook	F	Jr	6-8	215	St. Louis, Mo./Madison Prep/Connors State College
11	RJ Glasper	G	Fr	5-10	168	Forrest City, Ark./Forrest City HS
12	Brachen Hazen	F	Fr	6-8	195	Fort Wayne, Ind./Columbia City HS
13	Dustin Thomas	F	R-Jr	6-8	225	Texarkana, Texas/Pleasant Grove HS/Colorado
21	Manuale Watkins	G	Sr	6-3	222	Fayetteville, Ark./Fayetteville HS
23	C.J. Jones	G	Fr	6-5	175	Birmingham, Ala./Central Park Christian
31	Anton Beard	G	Jr	6-0	198	N. Little Rock, Ark./North Little Rock HS
33	Moses Kingsley	F	Sr	6-10	230	Abuja, Nigeria/Huntington Prep (W.Va.)

Basketball Staff

Head Coach:	Mike Anderson (6th Year, Tulsa '82)
Associate Head Coach:	Melvin Watkins (6th Year, Charlotte '77)
Assistant Coach:	TJ Cleveland (6th Year, Arkansas '02)
Assistant Coach:	Scotty Thurman (1st Year, Philander-Smith '03)
Director of Basketball Operations:	Matt Zimmerman (6th Year, Arkansas '90)
Director of S-A Development:	Jeff Daniels (6th Year, Montevallo '82)
Video Coordinator:	Will Bartlett (6th Year, Missouri '09)
Special Assistant to the Head Coach:	Lee Mayberry (3rd Year, Arkansas '15)
Graduate Assistant Coach:	Kikko Haydar (2nd Year, Arkansas '14)
Graduate Assistant Coach:	Riley Hall (1st Year, Arkansas '16)
Athletic Trainer:	Dave England (34th Year, Arkansas '80)
Strength & Conditioning Coach:	Adam Petway (3rd Year, USSA '13)
Equipment Manager:	Marcus Jennings (2nd Year, Eastern Ky. '12)



Jaylen Barford
Jr. | G | 6-3 | 202



Trey Thompson
Jr. | F | 6-9 | 265



Adrio Bailey
Fr. | F | 6-6 | 204



Dusty Hannahs
R-Sr. | G | 6-3 | 210



Daryl Macon
Jr. | G | 6-3 | 185



Arlando Cook
Jr. | F | 6-8 | 215



RJ Glasper
Fr. | G | 5-10 | 168



Brachen Hazen
Fr. | F | 6-8 | 195



Dustin Thomas
R-Jr. | F | 6-8 | 225



Manuale Watkins
Sr. | G | 6-3 | 222



C.J. Jones
Fr. | G | 6-5 | 175



Anton Beard
Jr. | G | 6-0 | 198



Moses Kingsley
Sr. | F | 6-10 | 230



Mike Anderson
Head Coach
6th Season



Melvin Watkins
Associate Head Coach
6th Season



TJ Cleveland
Assistant Coach
6th Season



Scotty Thurman
Assistant Coach
1st Season



Markus Gray
#33

ARKANSAS



at forward... a six-ten senior... from Abuja, Nigeria... number thirty-three...

MOSESKINGSLEY



As a Junior (2015-16)

Played in all 32 games, averaging 15.9 points and 9.3 rebounds per game ... named second team All-SEC and to the SEC All-Defensive Team ... earned USBWA All-District VII honors ... named to the SEC Winter Academic Honor Roll ... was one of 10 finalists for the Kareem Abdul-Jabbar Award as the nation's top center ... one of eight high-major players with 16 double-doubles on the year ... was one of four players in the country and the only high-major individual with multiple games of 20 points, 10 rebounds and five assists ... reached double figures in points in 30 of 32 games and reached the 20-point mark seven times ... finished the regular season as one of five high-major players in the country averaging at least 16.0 points and 9.0 rebounds per game ... was the first player in school history with two 8-for-8 or better shooting performances in a career when he did so against Southern University (Nov. 13) and at Missouri (Jan. 12) ... was the first Arkansas player since 2008-09 to have consecutive 12-plus rebound games to start the year ... named the SEC Player of the Week on Feb. 1 after averaging 17.5 points and 11 rebounds in home wins over No. 5 Texas A&M and Texas Tech ... recorded a block in 31 of 32 games and ranked second in the SEC with 76 blocks on the season ... scored a career-high 26 points at Dayton (Dec. 30), going 9-for-13 from the field and 8-for-9 from the charity stripe, while adding 11 rebounds and three blocks ... pulled down a career-high 14 rebounds against Mercer (Dec. 19) and Florida (March 10) in the second round of the SEC Tournament ... recorded a career-high eight blocks against Tennessee Tech (Dec. 12) ... became the first Razorback in six years to open the season with consecutive double-doubles.

As a Sophomore (2014-15)

Played in all 36 games with four starts ... averaged 3.6 points and 2.5 rebounds per game ... finished second on the team with 38 blocks on the year ... had three or more blocks in five games, including a season-high five blocks at Mississippi State (Feb. 21) ... registered a block in 22-of-36 games played ... reached double figures twice, scoring 10 points against Wake Forest (Nov. 19) and Utah Valley (Jan. 3) ... pulled down a season-high eight rebounds and played a season-high 21 minutes against North Texas (Nov. 28) ... shot 48 percent from the field and 62 percent from the free throw line ... member of the SEC Community Service team ... named to the SEC Winter Academic Honor Roll.

As a Freshman (2013-14)

Averaged 4.0 points and 3.2 rebounds over 32 games played ... finished second on the team with 49 rejections and seventh in the SEC at 1.5 per game ... averaged a block every 7.5 minutes on the floor ... turned away at least one shot in 25 of 32 games, including 13 multi-block performances ... led the team in rebounding four times, highlighted by first career double-double vs. UT Martin (Dec. 19) that included season-highs of 12 points and 12 rebounds ... fourth on the team with 39 offensive rebounds despite playing the 11th-most minutes (11.5) ... both double figure scoring games came in non-conference play against UT Martin and High Point (Dec. 28) ... came off the bench for nine points and seven rebounds vs. Gonzaga at the EA SPORTS Maui Invitational ... blocked a season-best five shots vs. Savannah State (Dec. 12) while adding seven boards ... led the team on the glass against Ole Miss (March 5) with eight boards in 14 minutes of work ... had seven points and four blocks against South Carolina (March 13) at the SEC Tournament.

High School


Ranked as a top 50 recruit in the 2013 class by 247Sports.com, Scout.com (No. 40) and ESPN.com (No. 43) ... rated as high as No. 30 by 247Sports.com ... top-ranked player in the state of Mississippi in 2013, with an ESPN.com scout grade of 88 ... attended Huntington Prep in West Virginia for senior year in 2012-13, averaging 8.3 points, 8.4 rebounds and 4.1 blocks per game ... played alongside Kansas signee and top-ranked recruit Andrew Wiggins ... led Huntington Prep with 130 blocks, turning away five or more shots in 14 games ... posted six double-doubles and scored 20+ points twice ... reached double figures 11 times ... had season-highs of 26 points and 15 rebounds against Arlington Country Day HS of Jacksonville ... led the Arkansas Wings Elite to the AAU National Championship in the summer of 2012, playing alongside Bobby Portis and Manuale Watkins.

Personal

Born on Nov. 16, 1994 ... son of Moses and Gladys Okonkwo ... born in Enugu, Nigeria ... moved to Mississippi in the 10th grade ... has three brothers: Eric, Emmanuel and Levi ... also has two sisters; Salome and Faith ... majoring in recreation and sport management.

Game-by-game stats on page 46

Moses Kingsley's Career Statistics																									
Year	GP	GS	Min	Avg	FG	FGA	Pct	3FG	3FGA	Pct	FT	FTA	Pct	Off	Def	Tot	Avg	PF	FO	Ast	TO	Blk	Stl	Pts	Avg
2013-14	32	0	368	11.5	43	81	.531	1	2	.500	41	63	.651	39	63	102	3.2	41	0	7	14	49	14	128	4.0
2014-15	36	4	391	10.9	49	101	.485	0	0	.000	33	53	.623	45	45	90	2.5	56	0	11	23	38	15	131	3.6
2015-16	32	31	945	29.5	183	334	.548	0	0	.000	142	223	.637	103	196	299	9.3	94	4	39	65	76	36	508	15.9
TOTAL	100	35	1704	17.0	275	516	.533	1	2	.500	216	339	.637	187	304	491	4.9	191	4	57	102	163	65	767	7.7



Andre Miller #21

ARKANSAS



at guard... a six-three senior... from Fayetteville, Arkansas... number twenty-one...

MANUALE WATKINS



As a Junior (2015-16)

Played in all 32 games, making nine starts during the 2015-16 season ... averaged 5.1 points and 3.0 rebounds per game ... made his first collegiate start against North Florida (Dec. 22) and scored 11 points ... scored six points in upset win over No. 5 Texas A&M (Jan. 27) ... had six double-digit scoring games ... scored a season-high 14 points against Georgia Tech (Nov. 26) and at Wake Forest (Dec. 4) ... grabbed a season-high nine rebounds against Northwestern State (Dec. 1).

As a Sophomore (2014-15)

Played in all 36 games, averaging 13.9 minutes and 2.6 points per contest ... shot 55 percent from the field to lead the team ... scored a season-high eight points in the season opener against Alabama State (Nov. 16) and at Ole Miss (Feb. 14) ... hit the game-winning shot with 6.4 seconds left at Ole Miss (Feb. 14), going 4-for-4 from the field in the contest ... had a season-best four steals, six rebounds and five assists at Iowa State (Dec. 4) in the Big 12/SEC Challenge ... played a season-high 27 minutes at Tennessee (Jan. 13) ... had multiple steals in eight games and multiple assists 11 different times ... finished second on the team with 37 steals ... shot 70 percent from the free throw line ... averaged two rebounds per game and committed only 28 turnovers in over 500 minutes of action ... named to the SEC Winter Academic Honor Roll.

As a Freshman (2013-14)

Saw time in eight games ... had five points and four rebounds on the year ... averaged a steal every nine minutes on the floor ... had a steal in three games ... hit 2-of-3 from the field and 1-of-2 at the free throw line ... registered first collegiate points against Southeastern Louisiana (Dec. 3).

High School

Led Fayetteville High School to the 7A state championship game as a senior ... averaged 15 points and six rebounds per game ... named to the All-Arkansas Boys Basketball first team ... helped lead Arkansas Wings Elite to the AAU National Championship in the summer of 2012, playing alongside Bobby Portis and Moses Kingsley.

Personal

Born on Oct. 24, 1994 ... son of Melvin and Burrell Watkins ... father is the Associate Head Coach on the Arkansas staff ... born in Charlotte, N.C. ... has an older sister, Keia, and an older brother, Marcus ... his brother played basketball at Missouri ... majoring in supply chain management.

Game-by-game stats on page 47

Manuale Watkins' Career Statistics																									
Year	GP	GS	Min	Avg	FG	FGA	Pct	3FG	3FGA	Pct	FT	FTA	Pct	Off	Def	Tot	Avg	PF	FO	Ast	TO	Blk	Stl	Pts	Avg
2013-14	8	0	27	3.4	2	3	.667	0	0	.000	1	2	.500	1	3	4	0.5	2	0	1	2	0	3	5	0.6
2014-15	36	0	502	13.9	38	68	.559	0	7	.000	17	24	.708	17	56	73	2.0	54	0	39	28	0	37	93	2.6
2015-16	32	9	629	19.7	69	145	.476	0	1	.000	25	46	.543	29	67	96	3.0	55	1	66	24	3	28	163	5.1
TOTAL	76	9	1158	15.2	109	216	.505	0	8	.000	43	72	.597	47	126	173	2.3	111	1	106	54	3	68	261	3.4



D. J. #3

ARKANSAS



at guard... a six-three redshirt-senior... from Little Rock, Arkansas... number three...

DUSTY HANNAHS



As a Redshirt-Junior (2015-16)

Played in all 32 games and made 20 starts, averaging a team-best 16.5 points per game to rank No. 8 in the SEC ... scored 20-plus points 13 times, including a career-high 33 points against Florida (March 10) in the second round of the SEC Tournament ... the 33-point effort was the second-most points ever scored by a Razorback in an SEC Tournament game ... made a career-high eight 3-pointers against Mississippi State (Jan. 9), becoming one of three players in program history to make eight treys in an SEC game ... led Arkansas in scoring 15 times, with six of those coming off the bench ... one of five players in the last 28 years to score 20-plus points in his Razorback debut when he dropped 21 points on Southern University (Nov. 13) in the season opener ... went 5-for-5 from behind the arc against Charleston Southern (Nov. 20) to become the fourth player in program history to make five treys in a game without a miss ... scored 21 points in the first half against Texas Tech (Jan. 30), turning a 10-point deficit into a four-point lead in a span of nine minutes ... shot .433 from behind the arc, making 81-of-187 3-point attempts ... ranked fifth in the SEC in 3-point field goal percentage and 3-point field goals made with 81 ... made at least one 3-pointer in 28 of 32 games ... made at least three treys in 18 contests ... ranked second in the league in free throw percentage at .870, making 100-of-115 attempts from the charity stripe ... went a career-best 10-for-10 from the free throw line against Evansville (Dec. 8) ... ended the year making 43 of his final 48 free throws ... reached double figures in points in 28-of-32 games.

As a Junior (2014-15)

Sat out the season due to NCAA four-year transfer rules ... played with USA East Coast basketball during the summer of 2015, traveling to France to compete against teams from Europe and Africa ... averaged 13 points per game during the overseas tour ... scored a trip-high 18 points against the Chinese National Team ... posted a 17-point performance in 22 minutes of action against the Paris AMW All-Star Team.

As a Sophomore at Texas Tech (2013-14)

Averaged 7.7 points over 32 games, including nine starts ... led the team in three-pointers for the second straight year at a 37 percent clip (41-111) ... knocked down a three in 22 of 31 games, highlighted by a perfect 7-for-7 night at West Virginia (Jan. 22) en route to a career-high 25 points along with a career-best six assists ... made multiple three-pointers 10 times ... reached double figures 11 times, leading the team in scoring twice ... averaged 15 points in the opening week of Big 12 action off the bench against Iowa State (Jan. 4) and West Virginia (Jan. 6) ... went for 16 points on 3-of-7 from three against Iowa State and 14 points vs. West Virginia ... went a combined 9-of-16 from three in two games against West Virginia, averaging 19.5 points ... reached double figures in eight of the first 13 Big 12 contests, making just one start over that span ... named to the Big 12 Commissioner's Honor Roll both semesters ... played with USA East Coast in the 2014 Four Nations Cup during the summer of 2014 ... averaged 11.3 points over four games as USA East Coast finished second in the Tallinn Cup with a record of 2-1 and 2-2 for the trip.

As a Freshman at Texas Tech (2012-13)

Made 17 starts as a rookie ... averaged 6.9 points while leading the team with 46 three-pointers ... shot 37 percent from beyond the arc ... made a trifecta in 25-of-31 games played, including multiple 12 times ... reached double figures on seven occasions, scoring a season-high 21 points on 4-of-8 from three against North Carolina A&T (Nov. 28) ... shot 81 percent (25-31) from the free throw line and 39 percent (72-183) from the field ... averaged 8.4 points as a starter with five of his seven double figure scoring games coming in those starts ... second on the team in minutes played in Big 12 contests ... closed out the season with 15 points on 3-of-4 from three and 6-of-6 from the charity stripe against Kansas (March 14) at the Big 12 Tournament ... averaged 8.9 points over the last 10 games ... named to the Big 12 Academic All-Rookie team and Big 12 Commissioner's Honor Roll both semesters.

High School

Named the 2011-12 Arvest Arkansas High School Player of the Year by the Downtown Tip-Off Club ... two-time All-State honoree ... three-time 4A-7 All-District choice, highlighted by being named the MVP in 2012 ... led Pulaski Academy to the Arkansas Class 4A State championship game as a senior, going for 42 points ... scored 40 points three times as a senior, averaging 20 points per game ... led the Bruins to a 22-4 record, a district title, and the Elite Eight of the Arkansas Class 4A playoff as a junior, averaging 26.2 points ... played AAU for Wings Elite.

Personal

Born on Sept. 2, 1993 ... son of Lynette and Gerald Hannahs ... has two siblings, Madison and Blake ... father played baseball at Arkansas and in the MLB with the Montreal Expos and Los Angeles Dodgers ... majoring in recreation and sport management.

Game-by-game stats on page 48

Dusty Hannahs' Career Statistics																									
Year	GP	GS	Min	Avg	FG	FGA	Pct	3FG	3FGA	Pct	FT	FTA	Pct	Off	Def	Tot	Avg	PF	FO	Ast	TO	Blk	Stl	Pts	Avg
2012-13 [^]	30	17	669	22.3	69	179	.385	43	119	.361	19	25	.760	5	29	34	1.1	56	0	10	27	1	14	200	6.7
2013-14 [^]	32	9	705	22.0	73	193	.378	41	111	.369	60	65	.923	14	30	44	1.4	53	0	40	26	1	14	247	7.7
2015-16	32	20	866	27.1	174	380	.458	81	187	.433	100	115	.870	19	58	77	2.4	68	0	29	41	0	20	529	16.5
TOTAL	94	46	2240	23.8	316	752	.420	165	417	.395	179	205	.873	38	117	155	1.6	177	0	79	94	2	48	976	10.3

[^] - at Texas Tech



G.A.
#1

ARKANSAS



at forward... a six-nine junior... from Madison, Arkansas... number one...

TREY THOMPSON



As a Sophomore (2015-16)

Played in 29 games and made one start, averaging 3.1 points and 4.3 rebounds per game ... recorded 36 assists and added 27 blocks ... made his first collegiate start against Akron (Nov. 18), scoring four points and pulling down seven rebounds ... posted his first career double-digit scoring effort against Tennessee Tech (Dec. 12) with 10 points ... scored a season-high 13 points against LSU (Feb. 23), going up against Ben Simmons and adding six rebounds ... pulled down a season-high nine rebounds against Texas Tech (Jan. 30) ... recorded at least one rebound in 28 of 29 games played.

As a Freshman (2014-15)

Played in 14 games as a true freshman ... had five points and six rebounds on the year ... played a season-high six minutes two times, against Wake Forest (Nov. 14) and Utah Valley (Jan. 3) ... scored his first collegiate points against Utah Valley (Jan. 3), going 1-for-2 from the field and 1-for-1 from the free throw line for three points.

High School

Second-ranked player in the state of Arkansas for the class of 2014 by every recruiting outlet ... earned an ESPN.com scout grade of 79 as the 31st-ranked power forward ... ranked No. 246 overall by 247 Sports ... three-time Arkansas Democrat-Gazette honoree, highlighted by a first team selection as a senior ... led Forrest City HS to a 24-4 record and a Class 5A state championship a senior, the school's first state championship ... named MVP of the state tournament ... averaged 17 points and 10 rebounds as a senior ... played in the inaugural Mike Conley Jr. All-Star Challenge in Little Rock with former Razorback Nick Babb ... participated in the Adidas Nations Camp prior to his senior year ... as a junior, he averaged 18 points, 11 rebounds and four blocks ... played on the AAU circuit with the Arkansas Hawks.

Personal

Born on Oct. 30, 1995 ... son of Kim Henderson and Felix Thompson ... has an older sister, Keyma, and a younger sister, Alexis ... has a younger brother, Jarvis ... mom played college basketball at Philander-Smith ... majoring in recreation and sport management.

Game-by-game stats on page 49

Trey Thompson's Career Statistics																									
Year	GP	GS	Min	Avg	FG	FGA	Pct	3FG	3FGA	Pct	FT	FTA	Pct	Off	Def	Tot	Avg	PF	FO	Ast	TO	Blk	Stl	Pts	Avg
2014-15	14	0	33	2.4	1	5	.200	0	0	.000	3	3	1.000	3	3	6	0.4	3	0	1	4	1	1	5	0.4
2015-16	29	1	503	17.3	37	61	.607	0	0	.000	16	31	.516	28	96	124	4.3	88	6	36	33	27	13	90	3.1
TOTAL	43	1	536	12.5	38	66	.576	0	0	.000	19	34	.559	31	99	130	3.0	91	6	37	37	28	14	95	2.2



Ab L. PL
#31

ARKANSAS



at guard... a six-foot junior... from North Little Rock, Arkansas... number thirty one...

ANTONBEARD



As a Sophomore (2015-16)

Played the final 23 games of the year, averaging 7.0 points and 2.3 rebounds per game ... dished out 41 assists on the year and added 24 steals ... scored a season-high 18 points at Georgia (Jan. 23), going 5-for-9 from the field and 7-for-9 from the free throw line ... Reached double figures in points in seven games, including five times in conference play ... made 7 of his first 13 attempts of the year from behind the arc ... Recorded a 2.4 assist/turnover ratio on the year and had only two turnovers over his final six games.

As a Freshman (2014-15)

Named to the SEC All-Freshman team after starting the final 16 games of the year ... averaged 5.8 points per game and reached double-figures eight times ... named the SEC Freshman of the Week on Feb. 23, after averaging 12 points and 3.5 assists as Arkansas defeated Missouri (Feb. 18) and Mississippi State (Feb. 21) ... scored a season-high 14 points at Ole Miss (Feb. 14), sinking a season-best four three-pointers, going 4-for-4 from long range ... hit a three-pointer in 19-of-35 games and recorded at least one steal in 21-of-35 contests ... reached double-figures seven times in SEC play, including four times on the road during conference action ... played a season-high 33 minutes against Tennessee (March 13) in the SEC Tournament and recorded a season-best five assists ... had a team-high 16 charges taken during the year ... recorded his first collegiate double-figure scoring game against Wake Forest (Nov. 19) in the second game of the year ... hit two or more three-pointers in nine games and three or more treys twice ... pulled down a season-high seven rounds against Delaware State (Nov. 21) ... shot 39 percent from the field, 36 percent from behind the arc and 63 percent from the charity stripe.

High School

Ranked as a top 100 recruit by ESPN.com and 247 Sports ranked No. 79 by 247 Sports and No. 90 by ESPN.com with a scout grade of 81 ... top ranked prospect in the state of Arkansas for the class of 2014 by every recruiting outlet ... two-time *Arkansas Democrat-Gazette* All-State first team selection ... led North Little Rock to a 7A state championship as a senior ... named MVP of the state championship game after scoring 29 points in the 89-81 win over Springdale ... averaged 19.8 points, 4.3 rebounds, 2.2 assists and 3.8 steals as North Little Rock went 26-2 ... participated in the LeBron James Skills Academy (2013), DeRon Williams Point Guard Skills Academy (2013), NBPA Top 100 Camp (2013), Chris Paul Camp (2013) and USA Basketball Developmental Camp in Colorado Springs ... spent his first three years at Little Rock Parkview High School ... led Parkview to a pair of Class 6A state championships ... averaged 23.2 points, 5.8 rebounds, 3.1 assists and 2.5 steals as a junior at Parkview ... played on the AAU circuit with Team Penny.

Personal

Born on May 6, 1996 ... son of Katina Brown and Floyd Beard ... has three older brothers, Andrew Brooks, Jalen Beard and Eddie Withers ... has two sisters, Madison Beard and Laquita Boles ... majoring in recreation and sport management.

Game-by-game stats on page 50

Anton Beard's Career Statistics																									
Year	GP	GS	Min	Avg	FG	FGA	Pct	3FG	3FGA	Pct	FT	FTA	Pct	Off	Def	Tot	Avg	PF	FO	Ast	TO	Blk	Stl	Pts	Avg
2014-15	35	16	662	18.9	66	172	.384	31	88	.352	35	55	.636	31	36	67	1.9	84	4	53	32	0	35	198	5.7
2015-16	23	1	481	20.9	57	164	.348	19	66	.288	27	42	.643	13	40	53	2.3	53	2	41	17	2	24	160	7.0
TOTAL	58	17	1143	19.7	123	336	.366	50	154	.325	62	97	.639	44	76	120	2.1	137	6	94	49	2	59	358	6.2



[Handwritten signature]
#13

ARKANSAS



at **forward**... a **six-eight** redshirt junior... from Texarkana, **Texas**... number **thirteen**...

DUSTIN THOMAS



As a Junior (2015-16)

Sat out the season due to NCAA four-year transfer rules.

As a Sophomore at Colorado (2014-15)

Played in 32 games with 11 starts ... averaged 4.4 points, 2.5 rebounds and one assist per game ... tallied three double-digit games, including a career-high 17 points on 5-of-7 shooting in home win against USC (Jan. 4) ... also went 4-of-4 at the free throw line, 3-of-3 from the three-point arc with a career-high three steals against the Trojans ... two-year high of seven rebounds and four assists in season opening win against Drexel (Nov. 14) ... came off the bench to score 12 points in home season finale win against Arizona State (March 1) ... scored 10 points in a victory over Oregon State (March 11) at the Pac-12 Tournament ... averaged 22.2 minutes a game in 11 starts, with four games scoring eight or more points ... recorded seven games with three or more rebounds ... played career-high 30 minutes at UCLA (Jan. 31).

As a Freshman at Colorado (2013-14)

Played in all 35 games with six starts ... averaged 3.6 points and 2.5 rebounds ... averaged 5.5 points and 3.5 rebounds per game in his six starts ... scored a season-high 13 points on 5-of-8 shooting in a home win against Jackson State (Nov. 16) ... played a season-high 27 minutes at UCLA (Feb. 13) ... had eight games with seven or more points ... grabbed three or more rebounds in a game 17 times, including a personal-best six boards in home win against Arizona State (Feb. 19) ... also had five key offensive rebounds in a road win against Colorado State (Dec. 3) ... entered his freshman season as the second youngest player in the Pac-12 Conference.

High School

Helped Pleasant Grove High School to 29-2 record, including 3A Region II District 15 regular season title ... advanced to the regional semifinal ... 2013 Rivals.com three-star: No. 28 small forward and No. 150 overall ... 3A Region II District 15 MVP after averaging 20 points, 14 rebounds, five assists and five steals ... made an astounding 48 percent of his three-point attempts ... Rivals.com ranked him as a three-star prospect ... ranked as the eighth-best senior prospect in Texas.

Personal

Born on July 26, 1995 ... son of David and Shonda Thomas ... wore jersey number 13 in high school and was a member of the National Honor Society ... majoring in recreation and sport management.

Game-by-game stats on page 51

Dustin Thomas' Career Statistics																									
Year	GP	GS	Min	Avg	FG	FGA	Pct	3FG	3FGA	Pct	FT	FTA	Pct	Off	Def	Tot	Avg	PF	FO	Ast	TO	Blk	Stl	Pts	Avg
2013-14 [^]	35	6	527	15.1	46	111	.414	6	33	.182	29	53	.547	33	53	86	2.5	83	1	19	49	3	7	127	3.6
2014-15 [^]	32	11	535	16.7	49	110	.445	6	19	.316	36	53	.679	26	53	79	2.5	81	3	29	34	8	12	140	4.4
TOTAL	67	17	1062	15.9	95	221	.430	12	52	.231	65	106	.613	59	106	165	2.5	164	4	48	83	11	19	267	4.0

[^] - at Colorado



*Justin
Bryant*

ARKANSAS



at guard... a **six-three** junior... from Jackson, **Tennessee**... number **zero**...

JAYLEN BARFORD



As a Sophomore at Motlow State CC (2015-16)

Played and started all 32 games ... ranked as the No. 1 junior college transfer in the 2016 class with a 94 percent composite rating by 247Sports ... earned first team All-American honors by the National Junior College Athletic Association (NJCAA) ... named the Player of the Year by the Tennessee Community College Athletic Association (TCCAA) and earned first team all-tournament honors ... led the nation in scoring at 26.2 points per game and paced the country in field goals made (310-527) and total points (837) ... ranked ninth in the country with 88 steals ... led Motlow to a 25-7 record during his sophomore season and an overall record of 48-13 during his two years ... helped the Bucs advance to the conference tournament championship game as a sophomore ... was second in school history with 1,393 career points ... started the year earning back-to-back NJCAA National Player of the Week honors ... scored in double figures in 31 of 32 games and reached the 20-point mark 26 times ... scored 30-plus points in 13 different games and had a stretch of seven straight games scoring at least 30 points ... recorded a career-high 45 points in the semifinal round of the conference tournament ... was the second player in school history to earn back-to-back All-America honors.

As a Freshman at Motlow State CC (2014-15)

Played in 27 games with 25 starts ... named first team All-TCCAA and earned honorable mention NJCAA All-American recognition ... averaged 20.6 points, 7.1 rebounds, 5.1 assists and 2.4 steals per game as a freshman ... ranked 22nd in the country in points per game and 21st in the nation in field goals made ... shot 52.5 percent from the field and 70.1 percent from the foul line ... In his 27 games played, he scored in double figures 26 times, including 17 games with 20-plus points ... Recorded six double-doubles on the year.

High School

Attended South Side High School in Jackson, Tennessee ... named the West Tennessee Player of the Year during his senior season ... led his team to the Class AA State Championship as a senior, averaging 22.5 points, three assists and three steals per game ... earned District 14-AA Player of the Year honors and named to multiple All-District and All-Region teams.

Personal

Born on Jan. 23, 1996 ... son of Lisa and Joe Curry ... majoring in sociology.



[Handwritten signature] #4

ARKANSAS



at guard... a six-three junior... from Little Rock, Arkansas... number four...

DARYL MACON



As a Sophomore at Holmes CC (2015-16)

Played in 18 games with five starts ... ranked as the No. 3 junior college transfer in the 2016 class with a 93 percent composite rating by 247Sports ... named the Region XXIII Player of the Year ... earned third team All-America honors by the National Junior College Athletic Association (NJCAA) ... was on the All-Region XXIII Tournament Team ... averaged 23.9 points, 3.7 rebounds and 3.2 assists per game ... ranked sixth in the NJCAA in points per game ... shot 49 percent from the field and 37.6 percent from beyond the arc ... shot 82.9 percent from the foul line, which was 51st in the NJCAA ... ranked 37th in the NJCAA with 145 made foul shots made (145-175), despite missing seven games ... had five 30-point efforts, including performances of 37, 33 and 31 in the final three games of his NJCAA career ... reached double figures in 17 of 18 games, while scoring 20 points in 12 of 18 games ... made at least one three-pointer in 17 of 18 games, including a season-high six at Northeast Mississippi on Feb. 18.

As a Freshman at Holmes CC (2014-15)

Played in 32 games with eight starts ... named the Region XXIII Player of the Year ... earned first team NJCAA All-America honors ... helped lead Holmes CC to the NJCAA Elite Eight ... averaged 23 points, 4.1 rebounds and 3.1 assists per game ... 23 points per game ranked fourth in the NJCAA ... shot 46.5 percent from the field and 36.9 percent from beyond the arc ... shot 88.5 percent from the foul line, which was fourth in the NJCAA ... ranked second in the NJCAA with 230 made foul shots (230-260) ... had four 30-point efforts, including 32 three times in the first nine games of the season ... reached double figures in all 32 games while scoring 20 points in 24 of 32 games ... made at least one three-pointer in 29 of 32 games, including a career-high eight vs. Copiah-Lincoln on Nov. 3 in his NJCAA debut.

High School

Attended Parkview High School in Little Rock, Arkansas ... averaged 21.2 points per game and shot over 40 percent from three-point land as a senior ... named first team 6A All-State following his senior season ... was teammates with Anton Beard ... played on the AAU circuit for the Arkansas Hawks.

Personal

Born on Nov. 29, 1995 ... son of Deloise and Daryl Macon Sr. ... has two sisters, Tiffany and Tierra ... majoring in sociology.



*Arlanda
Cook*

ARKANSAS



at **forward...** a **six-eight** junior... from St. Louis, **Missouri...** number **five...**

ARLANDO COOK



As a Sophomore at Connors State College (2015-16)

Played in 29 games with 27 starts ... ranked as the No. 6 junior college transfer of the 2016 class with a 92 percent composite rating by 247Sports ... averaged 16.0 points and 10.1 rebounds per game ... one of 21 players in NJCAA to average a double-double ... his 10.1 rebounds per game ranked 20th in NJCAA ... ranked 81st in NJCAA with 84 total offensive rebounds, 16th with 210 total defensive rebounds and 25th with 294 total rebounds ... shot 50.7 percent from the field ... improved foul shooting from 55.1 percent as a freshman to 70.1 percent as a sophomore ... totaled 15 double-doubles, eight 20-point games and 16 10-plus rebound performances on the season ... had a career-high 29 points in an 82-68 win over Murray State College on March 3 ... grabbed a career-high 18 rebounds in a 92-88 win at Murray State College on Nov. 23.

As a Freshman at Connors State College (2014-15)

Started 33 games for the Cowboys ... helped lead Connors State to a 33-2 record ... averaged 11.4 points and 9.3 rebounds per game ... his 9.3 rebounds per game ranked 35th in NJCAA ... ranked 72nd in NJCAA with 89 total offensive rebounds, ninth with 219 total defensive rebounds and 16th with 308 total rebounds ... shot 57.2 percent from the field ... totaled 11 double-doubles, three 20-point games and 13 10-plus rebound performances on the season ... had a season-high 27 points in a 90-82 win over Northeastern Oklahoma A&M on March 6 ... grabbed a season-high 17 rebounds in an 87-66 win at Carl Albert State on Jan 22.

High School

Attended Madison Prep in St. Louis ... averaged 13.8 points, 9.3 rebounds and 1.9 blocks as a senior ... shot 61.1 percent from the field ... led the Bears to a 26-6 record and a fourth place finish in the Missouri Class 3 State Tournament ... played for the Gym Rats on the AAU circuit in his hometown of St. Louis.

Personal

Born Oct. 13, 1995 ... son of Felix Wallace and Gustina Cook ... majoring in sociology.



Adrian Bentley #2

ARKANSAS



at **forward**... a **six-six** freshman... from Campti, **Louisiana**... number **two**...

ADRIOBAILEY



High School

Attended Lakeview High School in Campti, Louisiana ... ranked as the No. 11 player in the state of Louisiana and the No. 50 small forward in the 2016 class by Rivals.com ... rated as a three-star player by 247Sports, Rivals.com, Scout.com and Future150.com ... averaged 19.5 points, 12.7 rebounds and 3.9 blocks as a senior ... averaged 15 points, 10 rebounds, four assists, three steals and 2.3 blocks as a junior ... led the Gators to a 34-4 record and a Class 2A runner-up finish ... played for Urban DFW on the AAU circuit.

Personal

Born June 24, 1997 ... son of Major Bailey Sr. and Claretha Bailey ... father played college football at Northwestern State University ... majoring in kinesiology.



B. J. #12
Hayler

ARKANSAS



at **forward...** a **six-eight** freshman... from Fort Wayne, **Indiana...** number **twelve...**

BRACHENHAZEN



High School

Attended Columbia City High School in Fort Wayne, Indiana ... ranked as the No. 7 player in the state of Indiana and the No. 50 small forward in the 2016 class by 247Sports ... rated as a three-star player by 247Sports, Rivals.com and Scout.com with an 85 percent composite rating ... averaged 16.1 points, 9.3 rebounds, 2.6 assists, 1.4 steals and 1.8 blocks as a senior ... averaged 13 points, 7.1 rebounds, two assists and 1.8 blocks as a junior ... earned Indiana All-State honors ... played for Spiece Indy Heat on the AAU circuit.

Personal

Born on May 7, 1997 ... son of Kathleen and David Hazen ... has two older sisters, Korinne and Gabrielle ... has a younger brother, Parker ... majoring in history.



C. Jones
#23

ARKANSAS



at **guard**... a **six-five** freshman... from Birmingham, **Alabama**... number **twenty-three**...

C.J. JONES



High School

Attended Central Park Christian in Birmingham, Alabama ... ranked as the No. 6 player in the state of Alabama and the No. 70 shooting guard in the 2016 class by Rivals.com ... tabbed as a three-star player with an 81 percent composite rating by 247Sports ... averaged 28 points, 6 rebounds, 4 assists and 3 steals per game as a senior ... led the team in scoring in his final two years with the Eagles ... played for Birmingham Storm on the AAU circuit.

Personal

Born Feb. 9, 1998 ... son of Chad Jones and Delena Chappel ... has younger brother, Colby ... father played college basketball at UAB ... majoring in kinesiology.



#57

ARKANSAS



at **guard**... a **five-ten** freshman... from Forrest City, **Arkansas**... number **eleven**...

RJGLASPER



High School

Attended Forrest City High School in Arkansas ... averaged 27.3 points, 5.5 rebounds, 8.7 assists and 4.4 steals as a senior ... named the postseason tournament MVP while leading the Mustangs to a Class 5A Arkansas state title ... scored 59 points in three-overtime 117-115 loss to Cedar Ridge on Dec. 3 in the Barry Pruitt Hurricane Classic, making 21 total field goals in the game, including nine three-pointers ... was teammates with Trey Thompson ... chose to be a Razorback over numerous scholarship offers from across the region.

Personal

Born on April 25, 1998 ... son of Robert Glasper Sr. and Tomeka Johnson ... has two older sisters, Julia and Deonmonique ... has a older brother, Casey Cross, and a younger brother, Landon ... majoring in sociology.



#21 || MANUALE WATKINS



2013-14 (Freshman)

Opponent	Min	FG-A	3-A	FT-A	Reb	PF	A	TO	Blk	Stl	Pts
SIU-Edwardsville	3	0-0	0-0	0-0	0	0	1	0	0	1	0
Louisiana	DNP	--	--	--	--	--	--	--	--	--	--
SMU	DNP	--	--	--	--	--	--	--	--	--	--
vs California	DNP	--	--	--	--	--	--	--	--	--	--
vs Minnesota	DNP	--	--	--	--	--	--	--	--	--	--
vs Gonzaga	DNP	--	--	--	--	--	--	--	--	--	--
SE Louisiana	5	1-1	0-0	0-0	1	0	0	1	0	0	2
Clemson	DNP	--	--	--	--	--	--	--	--	--	--
Savannah St.	DNP	--	--	--	--	--	--	--	--	--	--
UT Martin	2	0-0	0-0	0-0	0	1	0	0	0	1	0
vs. South Alabama	DNP	--	--	--	--	--	--	--	--	--	--
High Point	4	0-0	0-0	0-0	0	1	0	1	0	1	0
UTSA	3	1-1	0-0	0-0	0	0	0	0	0	0	2
at Texas A&M	DNP	--	--	--	--	--	--	--	--	--	--
Florida	DNP	--	--	--	--	--	--	--	--	--	--
Kentucky	DNP	--	--	--	--	--	--	--	--	--	--
at Georgia	DNP	--	--	--	--	--	--	--	--	--	--
at Tennessee	DNP	--	--	--	--	--	--	--	--	--	--
Auburn	DNP	--	--	--	--	--	--	--	--	--	--
Missouri	DNP	--	--	--	--	--	--	--	--	--	--
at LSU	DNP	--	--	--	--	--	--	--	--	--	--
Alabama	DNP	--	--	--	--	--	--	--	--	--	--
at Vanderbilt	DNP	--	--	--	--	--	--	--	--	--	--
at Missouri	DNP	--	--	--	--	--	--	--	--	--	--
LSU	DNP	--	--	--	--	--	--	--	--	--	--
South Carolina	DNP	--	--	--	--	--	--	--	--	--	--
at Mississippi St.	DNP	--	--	--	--	--	--	--	--	--	--
at Kentucky	DNP	--	--	--	--	--	--	--	--	--	--
Georgia	DNP	--	--	--	--	--	--	--	--	--	--
Ole Miss	6	0-1	0-0	0-0	2	0	0	0	0	0	0
at Alabama	DNP	--	--	--	--	--	--	--	--	--	--
vs South Carolina	DNP	--	--	--	--	--	--	--	--	--	--
Indiana State	2	0-0	0-0	0-0	0	0	0	0	0	0	0
at California	DNP	--	--	--	--	--	--	--	--	--	--
Totals	27	2-3	0-0	1-2	4	2	1	2	0	3	5

2014-15 (Sophomore)

Opponent	Min	FG-A	3-A	FT-A	Reb	PF	A	TO	Blk	Stl	Pts
Alabama State	15	3-3	0-0	2-2	3	2	0	2	0	1	8
Wake Forest	19	0-0	0-0	2-2	4	2	1	0	0	5	2
Delaware State	19	3-4	0-0	0-1	2	2	2	1	0	3	6
at SMU	17	1-1	0-0	3-4	1	2	0	1	0	2	5
North Texas	17	1-3	0-1	2-2	6	2	3	1	0	1	4
Iona	14	3-7	0-2	0-0	4	2	2	0	0	2	6
at Iowa State	21	1-2	0-1	0-2	6	1	5	2	0	4	2
at Clemson	12	1-1	0-0	0-0	2	3	1	1	0	0	2
Dayton	12	0-0	0-0	2-2	0	1	0	1	0	1	2
Southeast Missouri	21	1-3	0-0	0-0	3	3	3	1	0	1	2
Milwaukee	14	1-1	0-0	0-0	0	1	0	1	0	0	2
Northwestern State	12	2-3	0-0	0-1	3	0	1	1	0	1	4
Utah Valley	14	3-5	0-0	0-0	4	2	1	0	0	1	6
at Georgia	22	3-4	0-0	0-0	4	2	1	1	0	0	6
Vanderbilt	16	0-0	0-0	1-2	1	1	0	0	0	2	1
at Tennessee	27	0-1	0-0	3-4	5	0	2	0	0	1	3
Ole Miss	6	0-1	0-0	0-0	1	0	0	3	0	0	0
Alabama	12	0-1	0-1	0-0	0	2	1	0	0	1	0
at Missouri	11	1-1	1-1	0-0	1	0	0	0	0	0	2
Tennessee	12	0-0	0-0	0-0	2	0	3	1	0	1	0
at Florida	11	2-2	0-0	0-0	1	2	1	0	0	1	4
South Carolina	12	2-3	0-0	0-0	5	2	1	0	0	1	4
Mississippi State	15	1-1	0-0	0-0	4	1	1	0	0	0	2
at Auburn	24	1-1	0-0	0-0	1	1	2	2	0	1	2
at Ole Miss	14	4-4	0-0	0-0	1	1	1	1	0	1	8
Missouri	14	1-3	0-0	2-2	3	4	2	0	0	2	4
at Mississippi State	10	0-2	0-0	0-0	0	2	2	1	0	1	0
Texas A&M	12	0-0	0-0	0-0	0	1	3	1	0	2	0
at Kentucky	12	1-2	0-1	0-0	0	1	0	2	0	0	2
at South Carolina	9	1-1	0-0	0-0	1	2	0	1	0	1	2
LSU	6	0-0	0-0	0-0	2	1	0	1	0	0	0
vs Tennessee	8	0-1	0-0	0-0	0	2	0	0	0	0	0
vs Georgia	15	1-3	0-0	0-0	1	1	0	1	0	0	2
vs Kentucky	12	0-1	0-0	0-0	0	2	0	1	0	0	0
vs Wofford	10	0-2	0-1	0-0	1	1	0	0	0	0	0
vs North Carolina	5	0-1	0-0	0-0	1	2	0	0	0	0	0
Totals	502	38-68	0-7	17-24	73	54	39	28	0	37	93

2015-16 (Junior)

Opponent	Min	FG-A	3-A	FT-A	Reb	PF	A	TO	Blk	Stl	Pts
Southern	18	1-6	0-0	1-4	5	3	2	0	0	0	3
Akron	19	4-6	0-0	2-2	1	3	2	0	0	1	10
Charleston Southern	21	5-6	0-0	4-4	3	3	2	1	1	2	14
vs Georgia Tech	23	2-5	0-0	1-2	1	1	3	2	0	4	5
vs Stanford	25	2-6	0-0	0-0	7	2	3	0	0	0	4
Northwestern State	22	4-8	0-0	0-3	9	1	5	0	0	0	8
at Wake Forest	30	6-7	0-0	2-3	4	1	3	0	0	2	14
Evansville	26	4-5	0-0	2-4	2	2	3	1	0	2	10
Tennessee Tech	20	2-4	0-0	0-0	1	0	3	2	0	1	4
Mercer	16	0-1	0-0	0-0	2	1	0	0	0	0	0
North Florida	20	5-8	0-0	1-3	7	2	1	1	0	3	11
at Dayton	36	2-3	0-0	0-1	2	4	2	1	1	0	4
at Texas A&M	30	5-10	0-0	0-1	6	1	4	0	0	0	10
Vanderbilt	12	0-3	0-0	0-0	3	3	1	1	0	1	0
Mississippi State	17	0-2	0-0	0-0	1	2	3	2	0	0	0
at Mizzou	18	2-3	0-0	0-0	3	1	4	0	0	1	4
at LSU	15	1-3	0-0	0-0	4	0	1	0	0	1	2
Kentucky	9	1-3	0-0	0-0	2	1	1	1	0	0	2
at Georgia	13	1-3	0-0	0-1	1	0	0	0	0	0	2
Texas A&M	23	3-6	0-0	0-3	4	5	0	0	0	0	6
Texas Tech	29	3-4	0-0	3-3	2	0	3	0	0	0	9
at Florida	22	1-3	0-0	1-1	1	2	2	2	0	1	3
Tennessee	24	3-6	0-0	3-4	5	3	3	0	0	3	9
at Mississippi State	21	1-6	0-0	1-2	3	1	0	1	0	0	3
at Ole Miss	18	2-5	0-0	0-0	4	4	1	1	0	0	4
Auburn	17	2-3	0-0	3-3	2	0	3	1	1	1	7
Mizzou	14	3-6	0-0	0-0	3	3	2	2	0	0	6
LSU	13	0-1	0-0	1-2	1	0	2	1	0	2	1
at Tennessee	15	3-7	0-0	0-0	1	1	3	1	0	1	6
at Alabama	14	1-1	0-0	0-0	1	2	2	1	0	0	2
South Carolina	11	0-3	0-1	0-0	1	2	1	1	0	1	0
vs Florida	18	0-2	0-0	0-0	4	1	1	1	0	1	0
Totals	629	69-145	0-1	25-46	96	55	66	24	3	28	163



GAME-BY-GAME STATS

2012-13 (Freshman at Texas Tech)

Opponent	Min	FG-A	3-A	FT-A	Reb	PF	A	TO	Blk	Stl	Pts
Houston Baptist	19	3-7	0-3	1-3	1	0	0	1	0	0	7
Northern Arizona	20	5-9	4-7	0-0	3	1	4	1	0	2	14
at Alabama	19	2-6	1-5	0-0	1	1	1	1	0	0	5
Texas Southern	25	5-8	3-6	6-6	3	2	2	1	0	1	19
South Dakota St.	34	1-6	1-2	9-9	2	1	1	1	0	2	12
vs Pittsburgh	18	1-4	1-2	0-0	0	2	0	2	0	0	3
vs Houston	16	1-3	1-2	0-0	1	1	1	1	0	0	3
UTSA	20	2-8	1-6	1-2	2	0	1	0	0	0	6
at Arizona	14	0-2	0-1	0-0	0	1	0	1	0	0	0
Central Arkansas	13	1-3	1-2	2-2	2	2	1	1	0	1	5
LSU	16	2-2	1-1	2-2	1	1	1	1	0	0	7
at Arizona St.	13	1-5	0-3	0-0	0	0	0	0	1	0	2
Mount St. Mary's	16	3-7	1-3	2-2	1	1	2	0	0	0	9
Iowa State	31	6-14	3-7	1-1	2	4	0	2	0	1	16
West Virginia	35	4-9	2-6	4-4	2	3	1	0	0	0	14
at Texas	33	2-6	2-6	2-2	2	2	2	3	0	0	8
Baylor	18	1-3	0-2	0-0	3	2	2	0	0	1	2
at TCU	22	2-4	2-2	7-7	0	3	1	2	0	0	13
at West Virginia	33	8-9	7-7	2-2	1	3	6	0	0	0	25
Oklahoma	24	3-7	1-3	1-1	3	3	2	1	0	0	8
at Kansas St.	30	5-12	2-5	2-2	0	3	1	1	0	0	14
TCU	28	4-10	1-6	2-3	0	1	0	2	0	2	11
Oklahoma St.	21	1-3	0-1	1-2	0	1	1	1	0	0	3
at Oklahoma	26	2-5	2-4	4-4	1	2	1	0	0	1	10
at Iowa St.	22	0-3	0-2	3-3	2	2	4	1	0	1	3
Kansas	30	3-9	2-5	2-2	4	0	2	1	0	1	10
at Oklahoma St.	17	2-7	1-3	0-0	1	4	1	0	0	0	5
Kansas St.	24	1-4	0-1	2-2	1	2	1	0	0	0	4
at Baylor	16	1-4	0-1	0-0	1	2	0	0	0	0	2
at Kansas	24	1-6	1-4	0-0	1	2	1	0	0	1	3
Texas	10	0-5	0-2	4-4	1	1	0	0	0	0	4
vs Oklahoma St.	18	0-3	0-1	0-0	2	0	0	1	0	0	0
Totals	705	73-193	41-111	60-65	44	53	40	26	1	14	247

2013-14 (Sophomore at Texas Tech)

Opponent	Min	FG-A	3-A	FT-A	Reb	PF	A	TO	Blk	Stl	Pts
Prairie View A&M	12	2-3	2-2	0-0	1	3	0	0	0	0	6
Nebraska-Omaha	16	2-5	2-5	0-0	1	1	0	2	0	1	6
Grambling St.	18	2-7	1-5	2-2	0	2	1	0	0	1	7
Jackson St.	4	0-0	0-0	0-0	0	0	0	0	0	0	0
Arizona	16	2-4	1-2	0-0	1	0	0	1	0	1	5
Northern Kentucky	8	1-1	0-0	0-0	0	3	0	0	0	0	2
McNeese St.	8	1-3	1-3	0-0	0	1	0	0	0	0	3
Alabama	5	0-2	0-2	0-0	0	1	0	0	0	0	0
Arizona St.	27	3-8	3-7	0-0	1	1	0	0	0	0	9
North Carolina A&T	29	7-12	4-8	3-3	4	3	2	0	0	0	21
Florida A&M	20	2-5	2-4	2-2	1	1	0	1	0	1	8
at TCU	27	4-6	4-5	0-0	0	2	1	4	0	0	12
Baylor	30	3-7	1-5	0-0	1	0	1	2	0	2	7
Kansas	25	1-4	1-3	0-0	1	2	0	0	0	0	3
at Oklahoma	33	3-9	2-6	0-0	0	3	0	2	0	0	8
at Oklahoma St.	22	3-8	1-6	2-2	0	3	0	3	0	0	9
Iowa State	29	2-6	1-3	0-0	4	2	0	0	1	1	5
at Texas	25	4-11	2-6	0-0	3	2	0	0	0	0	10
West Virginia	13	0-1	0-1	0-0	0	3	0	2	0	2	0
Kansas St.	20	0-2	0-2	1-2	0	1	0	0	0	0	1
at Baylor	25	1-7	0-3	2-3	1	0	0	2	0	0	4
Oklahoma St.	25	5-8	3-5	1-2	2	3	0	1	0	1	14
at West Virginia	33	4-11	4-8	0-0	3	3	1	2	0	1	12
Oklahoma	37	3-9	1-3	2-2	3	2	1	0	0	0	9
at Iowa St.	19	1-6	1-6	0-0	0	3	0	0	0	1	3
at Kansas St.	38	5-8	2-4	2-3	4	1	1	0	0	2	14
TCU	28	2-5	1-2	0-0	0	1	0	3	0	0	5
at Kansas	31	3-9	1-6	0-0	1	2	1	0	0	0	7
Texas	27	2-8	1-5	2-4	1	4	0	0	0	0	7
vs West Virginia	19	1-4	1-2	0-0	1	3	1	2	0	0	3
vs Kansas	25	3-4	3-4	6-6	1	0	1	2	0	3	15
Totals	694	72-183	46-123	25-31	35	56	11	29	1	17	215

#3 || DUSTY HANNAHS



2015-16 (R-Junior)

Opponent	Min	FG-A	3-A	FT-A	Reb	PF	A	TO	Blk	Stl	Pts
Southern	31	6-13	5-7	4-4	2	3	2	1	0	0	21
Akron	30	5-11	1-4	5-5	0	2	1	1	0	0	16
Charleston Southern	25	7-9	5-5	2-2	2	3	1	2	0	0	21
vs Georgia Tech	24	5-10	2-3	5-5	0	4	2	2	0	0	17
vs Stanford	27	3-14	1-8	5-6	4	1	2	2	0	2	12
Northwestern State	23	8-13	3-6	2-2	0	4	1	1	0	2	21
at Wake Forest	29	5-12	3-8	2-2	4	3	1	1	0	0	15
Evansville	30	5-11	3-5	10-10	1	0	1	1	0	2	23
Tennessee Tech	22	7-12	3-6	4-6	2	1	1	1	0	0	21
Mercer	24	4-12	2-7	0-0	5	4	0	3	0	0	10
North Florida	15	2-8	0-1	1-1	3	1	1	1	0	0	5
at Dayton	20	6-10	1-3	0-0	2	1	0	5	0	0	13
at Texas A&M	17	3-5	1-3	3-6	1	0	0	0	0	0	10
Vanderbilt	34	2-11	0-3	9-10	5	1	2	0	0	0	13
Mississippi State	37	9-16	8-13	0-0	2	0	1	0	0	3	26
at Mizou	20	8-10	4-5	0-0	1	2	1	2	0	0	20
at LSU	20	3-10	2-5	0-0	1	2	0	1	0	1	8
Kentucky	33	7-14	1-5	5-7	3	3	0	2	0	0	20
at Georgia	34	9-18	4-7	2-3	6	2	1	3	0	1	24
Texas A&M	31	5-12	3-8	4-4	2	1	0	2	0	2	17
Texas Tech	40	7-17	3-9	8-8	4	2	2	1	0	1	25
at Florida	32	7-14	3-7	3-3	4	3	1	1	0	0	20
Tennessee	27	4-10	3-6	2-2	1	1	0	1	0	0	13
at Mississippi State	30	2-11	0-3	1-2	0	3	1	2	0	1	5
at Ole Miss	16	0-4	0-2	0-0	0	4	1	1	0	1	0
Auburn	24	6-17	4-9	2-2	4	4	0	0	0	1	18
Mizzou	30	7-13	4-9	4-4	6	2	2	0	0	1	22
LSU	25	7-12	3-6	0-2	2	4	3	2	0	0	17
at Tennessee	27	4-6	3-4	6-7	4	2	0	1	0	2	17
at Alabama	28	4-9	1-3	1-2	1	2	0	0	0	0	10
South Carolina	29	5-13	3-9	3-3	2	2	1	0	0	0	16
vs Florida	32	12-23	2-8	7-7	3	1	0	1	0	0	33
Totals	866	174-380	81-187	100-115	77	68	29	41	0	20	529



#1 || TREY THOMPSON



2014-15 (Freshman)

Opponent	Min	FG-A	3-A	FT-A	Reb	PF	A	TO	Blk	Stl	Pts
Alabama State	DNP	--	--	--	--	--	--	--	--	--	--
Wake Forest	6	0-2	0-0	0-0	1	1	0	1	0	0	0
Delaware State	5	0-1	0-0	0-0	1	0	1	0	0	0	0
at SMU	DNP	--	--	--	--	--	--	--	--	--	--
North Texas	1	0-0	0-0	0-0	1	0	0	0	0	0	0
Iona	DNP	--	--	--	--	--	--	--	--	--	--
at Iowa State	DNP	--	--	--	--	--	--	--	--	--	--
at Clemson	DNP	--	--	--	--	--	--	--	--	--	--
Dayton	0	0-0	0-0	0-0	0	0	0	0	0	0	0
Southeast Missouri	3	0-0	0-0	0-0	1	1	0	0	0	0	0
Milwaukee	3	0-0	0-0	0-0	1	0	0	0	0	0	0
Northwestern St.	DNP	--	--	--	--	--	--	--	--	--	--
Utah Valley	6	1-2	0-0	1-1	0	0	0	1	0	0	3
at Georgia	DNP	--	--	--	--	--	--	--	--	--	--
Vanderbilt	DNP	--	--	--	--	--	--	--	--	--	--
at Tennessee	DNP	--	--	--	--	--	--	--	--	--	--
Ole Miss	DNP	--	--	--	--	--	--	--	--	--	--
Alabama	DNP	--	--	--	--	--	--	--	--	--	--
at Missouri	DNP	--	--	--	--	--	--	--	--	--	--
Tennessee	DNP	--	--	--	--	--	--	--	--	--	--
at Florida	DNP	--	--	--	--	--	--	--	--	--	--
South Carolina	3	0-0	0-0	0-0	0	0	0	0	1	0	0
Mississippi State	2	0-0	0-0	2-2	0	0	0	2	0	1	2
at Auburn	1	0-0	0-0	0-0	0	0	0	0	0	0	0
at Ole Miss	DNP	--	--	--	--	--	--	--	--	--	--
Missouri	1	0-0	0-0	0-0	0	1	0	0	0	0	0
at Mississippi State	DNP	--	--	--	--	--	--	--	--	--	--
Texas A&M	DNP	--	--	--	--	--	--	--	--	--	--
at Kentucky	1	0-0	0-0	0-0	0	0	0	0	0	0	0
at South Carolina	1	0-0	0-0	0-0	0	0	0	0	0	0	0
LSU	DNP	--	--	--	--	--	--	--	--	--	--
vs Tennessee	0	0-0	0-0	0-0	0	0	0	0	0	0	0
vs Georgia	DNP	--	--	--	--	--	--	--	--	--	--
vs Kentucky	DNP	--	--	--	--	--	--	--	--	--	--
vs Wofford	DNP	--	--	--	--	--	--	--	--	--	--
vs North Carolina	DNP	--	--	--	--	--	--	--	--	--	--
Totals	33	1-5	0-0	3-3	3	3	1	4	1	1	5

2015-16 (Sophomore)

Opponent	Min	FG-A	3-A	FT-A	Reb	PF	A	TO	Blk	Stl	Pts
Southern	17	1-4	0-0	0-2	4	2	1	0	0	0	2
Akron	22	2-4	0-0	0-0	7	3	2	1	1	1	4
Charleston Southern	21	2-2	0-0	0-0	6	4	0	4	2	1	4
vs Georgia Tech	7	0-0	0-0	0-0	1	2	0	1	0	0	0
vs. Stanford	DNP	--	--	--	--	--	--	--	--	--	--
Northwestern State	DNP	--	--	--	--	--	--	--	--	--	--
at Wake Forest	DNP	--	--	--	--	--	--	--	--	--	--
Evansville	4	0-0	0-0	0-0	0	0	1	0	0	0	0
Tennessee Tech	26	5-7	0-0	0-0	7	3	2	1	2	1	10
Mercer	15	2-2	0-0	0-0	3	1	2	1	0	0	4
North Florida	21	1-4	0-0	2-2	7	3	5	0	0	1	4
at Dayton	7	1-1	0-0	0-2	3	4	2	1	0	0	2
at Texas A&M	23	1-3	0-0	4-5	6	2	1	3	1	0	6
Vanderbilt	18	1-2	0-0	0-0	3	3	1	1	0	0	2
Mississippi State	12	1-1	0-0	0-0	5	3	0	3	2	0	2
at Mizzou	22	1-1	0-0	1-1	4	4	3	0	1	0	3
at LSU	19	1-3	0-0	2-2	7	5	1	1	0	0	4
Kentucky	21	1-2	0-0	0-0	4	5	3	0	1	0	2
at Georgia	18	0-1	0-0	0-0	2	2	0	2	2	0	0
Texas A&M	14	3-3	0-0	1-3	1	5	1	2	1	1	7
Texas Tech	22	1-1	0-0	0-2	9	5	2	0	4	1	2
at Florida	20	0-0	0-0	0-0	5	3	0	2	0	1	0
TENNESSEE	15	1-1	0-0	3-4	5	3	1	2	3	1	5
at Mississippi State	17	0-2	0-0	1-2	5	3	0	1	2	0	1
at Ole Miss	11	0-0	0-0	0-2	1	0	2	0	0	1	0
Auburn	20	2-3	0-0	0-0	1	1	2	3	1	1	4
Mizzou	16	2-3	0-0	0-0	4	3	1	0	1	0	4
LSU	29	6-6	0-0	1-2	6	3	1	1	1	1	13
at Tennessee	20	2-3	0-0	1-2	7	4	1	1	1	1	5
at Alabama	13	0-1	0-0	0-0	2	5	1	0	0	0	0
South Carolina	23	0-1	0-0	0-0	6	2	0	1	1	1	0
vs Florida	10	0-0	0-0	0-0	3	5	0	1	0	0	0
Totals	503	37-61	0-0	16-31	124	88	36	33	27	13	90



2014-15 (Freshman)

Opponent	Min	FG-A	3-A	FT-A	Reb	PF	A	TO	Blk	Stl	Pts
Alabama State	12	1-2	0-0	0-0	2	1	1	2	0	1	2
Wake Forest	16	4-7	2-3	0-0	1	2	0	0	0	1	10
Delaware State	13	1-7	0-2	3-4	7	1	4	1	0	0	5
at SMU	14	2-4	1-2	1-2	1	3	1	0	0	0	6
North Texas	7	1-5	1-3	0-0	2	0	1	3	0	0	3
IONA	13	3-6	2-3	0-0	2	2	0	0	0	0	8
at Iowa State	16	2-5	1-2	0-2	1	4	3	1	0	1	5
at Clemson	11	0-2	0-1	0-0	1	1	0	1	0	0	0
Dayton	9	1-3	1-2	0-0	1	0	0	0	0	0	3
Southeast Missouri	16	2-6	0-1	2-2	2	2	2	1	0	1	6
Milwaukee	16	1-4	0-2	1-1	3	1	2	1	0	5	3
Northwestern State	DNP	-	-	-	-	-	-	-	-	-	-
Utah Valley	13	0-2	0-2	0-0	4	1	0	1	0	1	0
at Georgia	20	2-3	1-2	1-2	1	4	1	1	0	3	6
Vanderbilt	7	0-2	0-1	0-0	0	0	1	1	0	0	0
at Tennessee	18	4-6	3-4	1-4	0	4	3	0	0	1	12
Ole Miss	5	0-2	0-1	0-0	0	2	0	0	0	0	0
Alabama	27	3-7	2-5	3-5	2	2	0	1	0	1	11
at Missouri	21	2-4	1-3	2-2	1	2	1	0	0	0	7
Tennessee	18	4-5	2-3	0-3	0	3	1	1	0	0	10
at Florida	31	4-5	2-4	0-0	3	2	1	3	0	0	10
South Carolina	30	2-8	1-5	2-3	4	3	1	2	0	1	7
Mississippi State	23	2-9	0-5	1-2	2	4	3	0	0	4	5
at Auburn	17	3-6	0-2	1-1	5	5	5	0	0	0	7
at Ole Miss	26	5-5	4-4	0-0	0	5	4	2	0	1	14
Missouri	27	4-5	2-3	3-5	3	4	5	1	0	1	13
at Mississippi State	27	2-4	1-2	6-6	2	2	2	1	0	1	11
Texas A&M	21	3-7	2-4	0-0	1	4	1	0	0	1	8
at Kentucky	24	1-6	1-3	2-2	3	5	2	0	0	2	5
at South Carolina	25	0-4	0-3	0-0	0	2	0	2	0	1	0
LSU	16	1-3	0-2	1-3	0	0	1	2	0	4	3
vs Tennessee	33	1-7	0-4	3-4	3	5	5	1	0	0	5
vs Georgia	23	1-3	0-1	2-2	6	3	1	1	0	1	4
vs Kentucky	25	4-8	1-2	0-0	3	2	0	1	0	1	9
vs Wofford	29	0-4	0-0	0-0	0	2	0	0	0	2	0
vs North Carolina	13	0-3	0-2	0-0	1	1	1	1	0	0	0
Totals	662	66-172	31-88	35-55	67	84	53	32	0	35	198

2015-16 (Sophomore)

Opponent	Min	FG-A	3-A	FT-A	Reb	PF	A	TO	Blk	Stl	Pts
Southern	DNP	--	--	--	--	--	--	--	--	--	--
Akron	DNP	--	--	--	--	--	--	--	--	--	--
Charleston So.	DNP	--	--	--	--	--	--	--	--	--	--
vs Georgia Tech	DNP	--	--	--	--	--	--	--	--	--	--
vs Stanford	DNP	--	--	--	--	--	--	--	--	--	--
Northwestern St.	DNP	--	--	--	--	--	--	--	--	--	--
at Wake Forest	DNP	--	--	--	--	--	--	--	--	--	--
Evansville	DNP	--	--	--	--	--	--	--	--	--	--
Tennessee Tech	DNP	--	--	--	--	--	--	--	--	--	--
Mercer	18	2-7	2-3	0-1	2	0	0	0	0	2	6
North Florida	17	5-8	2-3	1-2	0	3	3	0	0	1	13
at Dayton	32	5-13	3-7	2-3	4	3	5	1	0	1	15
at Texas A&M	23	1-6	0-2	0-0	3	2	2	1	0	1	2
Vanderbilt	22	2-5	0-0	0-0	1	3	0	1	0	1	4
Mississippi State	10	1-3	1-1	0-0	1	2	2	2	0	0	3
at Mizou	24	5-8	2-4	2-2	1	2	3	0	1	0	14
at LSU	23	4-7	1-4	2-5	5	1	2	1	0	1	11
Kentucky	25	2-6	0-2	1-2	5	2	2	0	1	1	5
at Georgia	30	5-9	1-3	7-9	2	4	3	0	0	2	18
Texas A&M	20	1-7	1-4	1-2	2	2	0	2	0	2	4
Texas Tech	16	0-4	0-1	0-0	1	3	1	1	0	1	0
at Florida	25	2-8	1-3	2-2	3	5	2	2	0	0	7
Tennessee	21	4-10	1-4	3-4	4	3	4	0	0	3	12
at Mississippi State	21	3-8	0-2	0-1	1	3	0	2	0	0	6
at Ole Miss	27	2-10	1-4	0-0	4	1	3	0	0	2	5
Auburn	20	0-5	0-4	2-4	1	2	3	2	0	2	2
Mizzou	11	1-6	1-2	0-0	2	1	2	0	0	1	3
LSU	18	2-8	0-4	0-0	1	2	2	0	0	1	4
at Tennessee	20	3-6	1-4	3-3	1	2	1	1	0	0	10
at Alabama	21	3-8	0-1	0-0	4	1	0	0	0	0	6
South Carolina	14	2-5	1-3	0-0	0	1	0	0	0	1	5
vs Florida	23	2-7	0-1	1-2	5	5	1	1	0	1	5
Totals	481	57-164	19-6	27-42	53	53	41	17	2	24	160



#13 || DUSTIN THOMAS



2013-14 (Freshman at Colorado)

Opponent	Min	FG-A	3-A	FT-A	Reb	PF	A	TO	Blk	Stl	Pts
vs Baylor	14	1-4	1-2	0-0	3	4	0	0	0	0	3
UT Martin	19	3-3	1-1	2-2	2	2	2	2	0	1	9
Wyoming	11	1-3	0-0	0-0	2	2	0	2	0	0	2
Jackson State	17	5-8	1-2	2-4	4	2	2	3	0	1	13
Arkansas State	18	1-7	0-2	0-0	5	4	1	0	0	0	2
Santa Barbara	13	1-2	0-1	2-2	2	0	0	0	0	0	4
Harvard	11	0-2	0-2	0-0	3	2	0	1	0	0	0
at Air Force	13	2-3	0-0	3-3	3	3	1	3	0	0	7
at Colorado State	17	2-5	0-2	0-2	5	3	0	2	0	0	4
Kansas	16	0-3	0-2	3-6	4	1	1	1	0	0	3
ELON	10	2-2	0-0	5-8	1	2	0	1	0	0	9
vs. Oklahoma State	9	0-3	0-1	0-0	0	3	0	1	0	0	0
Georgia	10	1-1	0-0	2-2	4	1	1	1	1	0	4
Oregon State	11	0-1	0-0	0-2	2	2	2	0	0	0	0
Oregon	5	0-0	0-0	0-0	0	2	0	0	0	0	0
vs Washington State	5	1-1	0-0	0-0	0	0	0	0	0	0	2
vs Washington	14	0-1	0-0	0-2	3	2	0	1	0	0	0
UCLA	16	1-2	0-0	1-2	4	2	1	0	0	0	3
USC	18	3-4	0-1	1-3	2	4	0	3	0	0	7
at Arizona	23	2-4	0-1	0-0	4	2	0	0	0	0	4
at Arizona State	15	2-2	0-0	0-0	1	3	0	0	0	1	4
Utah	13	0-1	0-1	0-0	1	3	1	0	0	0	0
Washington State	17	1-2	1-1	0-0	1	1	0	2	0	1	3
Washington	19	1-4	1-3	0-0	4	5	0	2	0	0	3
at UCLA	27	1-5	0-1	2-2	4	4	1	3	0	2	4
at USC	21	1-2	0-0	1-2	3	4	2	5	1	0	3
Arizona State	20	3-6	0-2	2-2	6	4	0	2	1	1	8
Arizona	18	3-5	0-0	1-3	3	2	1	2	0	0	7
at Utah	15	3-6	1-3	1-2	1	4	0	2	0	0	8
at Stanford	16	0-3	0-2	0-2	3	2	1	2	0	0	0
at California	13	1-5	0-1	0-0	1	2	0	1	0	0	2
vs USC	14	1-2	0-1	0-0	1	1	0	3	0	0	2
vs California	10	1-3	0-1	0-0	1	1	1	2	0	0	2
vs Arizona	21	2-5	0-0	0-0	1	3	0	1	0	0	4
vs Pittsburgh	18	0-1	0-0	1-2	2	1	1	1	0	0	1
Totals	527	46-111	.414	.182	.547	2.5	19	49	3	7	127

2014-15 (Sophomore at Colorado)

Opponent	Min	FG-A	3-A	FT-A	Reb	PF	A	TO	Blk	Stl	Pts
Drexel	21	0-1	0-0	1-2	7	4	4	2	0	1	1
Auburn	11	1-2	0-1	3-3	1	5	0	3	0	0	5
at Wyoming	21	0-0	0-0	0-0	5	2	1	0	0	0	0
Air Force	19	1-5	0-1	2-2	4	3	1	3	1	0	4
Lipscomb	12	0-1	0-1	0-0	3	0	0	1	2	1	0
San Francisco	19	4-7	0-1	0-0	3	0	0	0	0	0	8
at Georgia	13	0-2	0-1	1-2	1	1	0	1	0	0	1
Colorado State	12	1-4	0-0	2-2	2	0	0	0	0	1	4
Northern Colorado	16	2-3	0-0	0-0	3	3	1	1	0	0	4
vs. DePaul	12	1-2	0-0	1-2	1	1	1	3	1	0	3
vs. George Wash.	11	1-4	0-1	1-2	3	4	0	1	0	0	3
at Hawai'i	12	1-2	1-1	0-0	3	0	1	1	1	0	3
UCLA	20	1-5	0-0	1-2	2	3	1	3	0	0	3
USC	24	5-7	3-3	4-4	2	2	2	0	0	3	17
at Utah	21	1-4	0-1	0-0	2	2	2	1	0	0	2
at Arizona	27	2-4	0-0	0-0	5	4	3	0	0	0	4
at Arizona State	17	0-1	0-0	1-2	2	5	3	3	1	0	1
Washington	29	4-6	0-0	0-0	4	2	2	2	0	2	8
Washington State	20	3-3	0-0	2-2	3	4	0	3	0	1	8
at USC	14	3-6	1-1	2-3	2	5	0	1	0	0	9
at UCLA	30	2-7	0-1	1-1	4	3	1	0	0	1	5
UTAH	23	0-4	0-1	3-6	3	1	2	0	0	1	3
California	19	3-5	1-2	1-2	2	2	2	1	2	0	8
Stanford	16	1-5	0-1	1-2	3	2	0	0	0	0	3
at Oregon	12	0-1	0-1	0-2	0	4	0	0	0	0	0
at Oregon State	7	0-0	0-0	0-0	0	4	0	0	0	0	0
Arizona	23	2-5	0-0	3-5	2	4	1	0	0	1	7
Arizona State	11	5-5	0-0	2-2	2	3	0	0	0	0	12
at Washington	3	0-0	0-0	0-0	0	2	0	0	0	0	0
at Washington State	8	0-1	0-0	0-0	1	0	0	1	0	0	0
vs Oregon State	18	3-4	0-0	4-5	1	4	0	2	0	0	10
vs Oregon	14	2-4	0-1	0-0	3	2	1	1	0	0	4
vs Gardner-Webb	DNP	--	--	--	--	--	--	--	--	--	--
Seattle University	DNP	--	--	--	--	--	--	--	--	--	--
Total	535	49-110	.445	.316	.679	2.5	29	34	8	12	140

NCAA

WELCOME TO T

NCAA

WELCOME TO THE



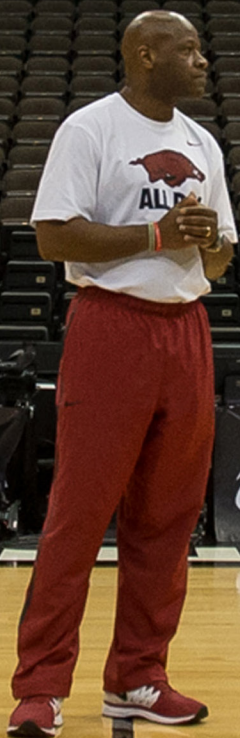
SECOND AND THIRD RO
JACKSONVILLE UNIVERSITY

COACHING STAFF

THE 2015 NCAA DIVISION I MEN'S BASKETBALL CHAMPIONSHIP HOSTED BY



2015 NCAA DIVISION I MEN'S BASKETBALL CHAMPIONSHIP HOSTED BY



UNDS
, HOST



MEN'S BASKETBALL CHAMPIONSHIP
JACKSONVILLE





Mike Anderson

MIKE ANDERSON

HEAD COACH - 6TH SEASON

The Razorback Nation welcomed home one of its own on March 23, 2011, when Mike Anderson was named the 12th head men's basketball coach in Arkansas history. Charged with bringing back the winning tradition that was synonymous with the Razorback program throughout the '80s and '90s, Anderson enters his sixth season at Arkansas and 15th year as a head coach in 2016-17.

After losing 72 percent of scoring production heading into the 2015-16 season, Anderson continued his history of developing players as Arkansas finished third in the Southeastern Conference in scoring at 78.2 points per game and paced the league in three-point field goal percentage, turnover margin and assist/turnover ratio. Despite dropping eight games by four points or less, Arkansas never wavered and caught fire toward the end of the season to win four of its final five regular season games and finish eighth in the SEC. The Razorbacks became one of five teams to post a .500 or better record in conference play each of the last four years.

A longtime assistant and associate head coach at Arkansas, Anderson spent a combined nine years as a head coach at the University of Alabama-Birmingham and the University of Missouri before returning to the Razorbacks.

One of just 10 current Division I head coaches with 10-plus years of experience and no losing seasons, Anderson's 14 years at the helm of a program have resulted in a 302-162 record, nine 20-win campaigns, seven NCAA Tournament appearances, two Sweet Sixteen berths and a run to the 2009 Elite Eight.

During his first five seasons at Arkansas, Anderson produced a 102-64 record and was the first head coach in program history to win 18 or more games in each of his first four years. Anderson has also re-established Bud Walton Arena as one of the toughest places to play and brought excitement back to the tradition-rich program. In his first five years, Arkansas has won 80 games (80-12) in Bud Walton Arena, including an arena-record 17 during each of his first three years. The 2012-13 squad posted just the third unbeaten SEC home record (9-0) in program history and the first since 1998. The success on-and-off the court has translated into fan support as Arkansas returned to the top 25 in national attendance the first four years, including No. 11 in 2014-15.

Fans caught a glimpse of the glory days in 2014-15, as the Razorbacks returned to both the NCAA Tournament and SEC Tournament championship game for the first time since 2008. Highlighted by a victory over Southern Conference champ Wofford in the second round of the NCAA Tournament and a program record six SEC road wins, Arkansas produced the sixth-most wins in program history with a 27-9 record. Of course, the up-tempo style of play donned the "Fastest 40 Minutes in Basketball" reached another level, as the Razorbacks led the SEC in five different statistical categories, including scoring (77.4), assists (16.1) and turnover margin (+3.8).

The 2014-15 campaign brought back memories of the 1990s, as Arkansas finished second in the SEC at 13-5 and spent eight weeks ranked in both the Associated Press Top 25 and USA Today Coaches Poll. Anderson's attention to detail in skill development helped sophomore Bobby Portis become just the second Razorback in program history to be named the SEC Player of the Year by both the Associated Press and league head coaches. Portis was the first Razorback to surpass 1,000 points and 500 rebounds as a sophomore and went on to become the 12th player in program history to be selected in the first round of the NBA Draft, when he went 22nd overall to the Chicago Bulls.

In 2013-14, the Razorbacks returned to the postseason for the first time since 2008 by earning a spot in the NIT. Improving its SEC Tournament seeding by two spots for the second straight year under Anderson, Arkansas finished fifth in the league standings at 10-8, while reaching the 20-win plateau (22-12) for the first time since the aforementioned 2007-08 campaign. Highlighting the 22-win season was the program's first season sweep of SEC rival Kentucky and a 5-1 mark against teams that advanced to the Final Four of the NCAA Tournament and NIT.

The Arkansas faithful witnessed the benefits of the coach Nolan Richardson-era style of play that Anderson teaches as the Razorbacks led the SEC in scoring (80.1), assists (15.3), steals (8.4) and turnover margin (+5.5), figures that all ranked in the top 30 in the nation. Individual development was also critical to Arkansas' improvement in 2013-14 as Bobby Portis became the sixth freshman in program history to earn All-SEC honors, snagging

a spot on the All-SEC second team, SEC All-Freshman squad and USBWA All-District VII team.

Anderson's ability to change the direction of programs is nothing new. He inherited a program at Missouri that had been sub-.500 for two consecutive years and within three seasons, Anderson rejuvenated the program and had the Tigers dancing toward the Sweet 16. He guided Missouri to an overall record of 111-56 (.665) in five years with 13 wins over ranked opponents, four NCAA Tournament victories and a 75-13 mark at home.

Adapting his style of play from his mentor and Hall of Fame coach, Nolan Richardson, Anderson's teams are known for playing "The Fastest 40 Minutes in Basketball." His up-tempo style and tough defense allowed Missouri to make the biggest turnaround in college basketball during the 2008-09 season, when the Tigers went from 16-16 in Anderson's second season to 31-7 a year later. The turnaround of the Missouri program was not lost on the national analysts as he was named the National Association of Basketball Coaches (NABC) National Coach of the Year and the Clair Bee Coach of the Year in 2009 after he led the Tigers to the Big 12 Tournament championship and NCAA Tournament Elite Eight.

Anderson's "The Fastest 40 Minutes in Basketball" has resulted in his team's ranking among the nation's elite in multiple statistical categories, while compiling some staggering numbers that have resulted in opponents fearing the up-tempo style of play. Anderson's clubs have led the nation in steals four times and have been in the top 10 in steals nine of 15 years, while finishing in the top 30 in scoring eight times. Since 2002-03, Anderson's teams have accounted for five of the 28 team totals around the country of 350-plus steals in a season, while he has won the turnover battle in 382 of 464 career games.

The influence of "The Fastest 40 Minutes in Basketball" has been obvious in Anderson's return to Fayetteville as the Razorbacks finished in the top 10 in turnover margin and top 20 in steals during each of the last three seasons. Last season, Arkansas ranked in the top 25 nationally in assist/turnover ratio (18th), turnover margin (17th) and blocked shots per game (22nd).





Anderson led Missouri to the NCAA Tournament during each of his final three years with the program. His 2008-09 squad marched all the way to the Elite Eight, defeating nationally-ranked Marquette and Memphis, before falling to Connecticut. He returned the Tigers to the postseason in 2009-10, leading Mizzou to the second round of the tournament and completed the trifecta with a second round exit in 2010-11.

Missouri's success was due in large part to Anderson and his coaching staff, who searched for the best talent available to fill the needs of "The Fastest 40 Minutes in Basketball." That search led to back-to-back Big 12 Newcomers of the Year, Missouri's first Big 12 Defensive Player of the Year and Sixth Man of the Year and multiple All-Big 12 honors. Missouri's 2010 recruiting class was the best in the Big 12 and ranked in the top 10 in the nation by every recruiting service.

Anderson's first head coaching stop was at UAB, where in four years he amassed an 89-41 (.685) record with the Blazers. His teams made four consecutive postseason appearances, including three NCAA Tournament runs. Anderson's 2003-04 squad went all the way to the Sweet 16 after it defeated No. 2 Kentucky in the second round.

He was named the Ray Meyer Conference USA Coach of the Year in 2004 after leading the Blazers to an overall record of 22-10 and a share of the league's regular season championship. UAB's first round NCAA Tournament victory over Washington was the Blazer's first since the 1986 season and the Sweet 16 run was the first since the 1980-81 season.

While many believed that UAB would be rebuilding following its run to the Sweet 16, Anderson and his coaches went back to work developing talent and recruiting, and produced a 22-11 record the following year. The Blazers advanced to the second round of the NCAA Tournament and defeated SEC Western Division champion LSU in the first round of the Big Dance.

Anderson's success at both UAB and Missouri made him the ideal candidate to fill Arkansas' coaching vacancy when it opened. A 10-day search ended when Vice Chancellor and Director of Athletics Jeff Long made his hiring official on the evening of March 23, 2011.

"We are extremely excited to welcome home Mike Anderson to the University of Arkansas as our new head men's basketball coach," Long said. "Under Mike's leadership,



I am confident the Razorbacks will be successful in the future on-and-off the court. The decision to hire Mike Anderson as head coach is based on my firm belief that he is the right person to lead the Razorback program today and in the years to come."

A part of the history and tradition that is Arkansas basketball, Anderson was a volunteer assistant, assistant coach, recruiting coordinator and assistant head coach over 17 seasons with the Arkansas basketball program under Richardson. During that run, the Razorbacks made 15 postseason appearances, five Sweet 16's, four Elite Eights, three Final Fours, finished as national runner-up in 1995 and won the 1994 National Championship. Anderson was a part of perhaps the greatest run of basketball in Arkansas history as it matched many of the biggest names in the sport in total wins, NCAA Tournament appearances and Final Fours. The Razorbacks won five outright conference championships during his 17 years on the bench, an SEC Western Division title and Arkansas' only SEC Tournament championship in 2000.

Anderson's coaching career began as a volunteer assistant at his alma mater, Tulsa, where he worked with Richardson for three years before moving to Arkansas. His teams were 69-22 (.758) in those three seasons and earned two NCAA Tournament berths.

He played two seasons for Tulsa after transferring to the Golden Hurricane program from Jefferson (Ala.) Junior College. A two-year starter, Anderson averaged 12 points per game. His hard-nosed play helped Tulsa win the NIT Championship in 1981 and make the NCAA Tournament in 1982. He earned his bachelor's degree in education during the spring of '82 from Tulsa.

Born in Birmingham, Alabama, Anderson was an All-State and All-City guard at Jackson Olin High School. He averaged 19 points as a senior and took his team to the state semifinals as a junior.

Anderson and his wife Marcheita have three children; Darcheita, a real estate agent, Mike Jr., a former player for Coach A while at Missouri and Yvonne, who played for Texas and is currently playing in a professional league in Italy. Anderson and his wife are also known as Popi and Mimi to their four grandchildren: Aiyana, Miikayla, Laila and Anderson.





Born: Dec. 12, 1959

Hometown: Birmingham, Ala.

Alma Mater: Tulsa (1982)

Wife: Marcheita

Children: Darcheita, Michael Jr., Yvonne

Date Named Head Coach at Arkansas: March 23, 2011

COACHING HISTORY

2011-Present.....Arkansas, Head Coach
 2006-11Missouri, Head Coach
 2002-06.....UAB, Head Coach
 2000-02.....Arkansas, Assistant Head Coach
 1989-00Arkansas, Assistant Coach
 1985-89.....Arkansas, Volunteer Assistant Coach
 1982-85.....Tulsa, Volunteer Assistant Coach

HEAD COACHING EXPERIENCE

Overall Record302-162 (14 Years)
 Arkansas Record102-64 (Five Years)
 Missouri Record.....111-57 (Five Years)
 UAB Record89-41 (Four Years)

At Arkansas

2015-1616-16
 2014-1527-9 (NCAA, Third Round)
 2013-1422-12 (NIT, Second Round)
 2012-1319-13
 2011-1218-14

At Missouri

2010-1123-11 (NCAA Second Round)
 2009-10.....23-11 (NCAA Second Round)
 2008-0931-7 (NCAA Elite Eight)
 2007-08.....16-16
 2006-07.....18-12

At Alabama-Birmingham (UAB)

2005-0624-7 (NCAA First Round)
 2004-0522-11 (NCAA Second Round)
 2003-04.....22-10 (NCAA Sweet 16, C-USA Co-Champs)
 2002-03.....21-13 (NIT Quarterfinals)

COACHING HONORS

At Missouri

2009 NABC National Coach of the Year
 2009 Clair Bee Coach of the Year
 2009 U.S. Olympic Trials coach

At UAB

2004 Conference USA Coach of the Year

Player History

1980-82.....Tulsa
 • Two-year starter; averaged 12 points
 • Led Tulsa to the 1981 NIT title
 • Advanced to the 1982 NCAA Tournament
 1978-80.....Jefferson (Ala.) Junior College
 1975-78Jackson Olin (Ala.) High School





Overall:.....302-162 (.651)
 Home: 209-37
 Away:..... 54-92
 Neutral: 39-33

At Arkansas:.....102-64 (.614)
 Home: 82-14
 Away:..... 15-38
 Neutral: 5-13

At Missouri:..... 111-57 (.661)
 Home: 79-11
 Away:..... 16-32
 Neutral: 16-14

At UAB:.....89-41 (.685)
 Home: 51-9
 Away:..... 23-24
 Neutral: 15-8

In Season-Openers: 14-0
 at Arkansas:..... 5-0
 Home: 13-0, 5-0 at Ark.
 Away:..... 0-0, 0-0 at Ark.
 Neutral: 1-0, 0-0 at Ark.

In Home Openers: 14-0
 at Arkansas:..... 5-0

In Road/Neutral Openers:6-8
 at Arkansas:.....1-4

In Conference Openers: 7-6
 at Arkansas:..... 2-2
 Home: 6-1, 1-0 at Ark.
 Away:..... 1-5, 1-2 at Ark.

In Conference Home Openers:... 10-4
 at Arkansas:..... 3-2

In Conference Road Openers:5-9
 at Arkansas:.....1-4

Against Ranked Teams:23-48
 at Arkansas:..... 7-14
 Home: 14-12, 6-3 at Ark.
 Away:..... 3-25, 1-7 at Ark.
 Neutral: 6-11, 0-4 at Ark.

One-Possession Games:.....37-37
 at Arkansas:..... 13-15
 Home: 18-8, 8-3 at Ark.
 Away:..... 12-22, 3-9 at Ark.
 Neutral: 7-11, 1-4 at Ark.

Decided by 5 Pts or Less:55-58
 at Arkansas:..... 22-21
 Home: 26-15, 12-5 at Ark.
 Away:..... 22-32, 9-13 at Ark.
 Neutral: 7-12, 1-4 at Ark.

In Overtime Games:..... 10-11
 at Arkansas:.....6-6
 Home:8-1, 4-1 at Ark.
 Away:.....2-8, 1-4 at Ark.
 Neutral: 0-2, 0-1 at Ark.

Conference Games:.....133-97
 at Arkansas:..... 48-40
 Home: 88-27, 34-10 at Ark.
 Away:..... 45-69, 14-30 at Ark.

Conference Tournaments: 13-13
 at Arkansas:.....2-5

NCAA Tournaments:..... 8-7
 at Arkansas:.....1-1

Scoring Below 50 Points:0-4
 Home: 0-0, 0-0 at Ark.
 Away:..... 0-4, 0-2 at Ark.
 Neutral: 0-0, 0-0 at Ark.

Scoring 50-59 Points:..... 5-25
 at Arkansas:.....3-11
 Home: 2-4, 2-0 at Ark.
 Away:..... 1-16, 0-10 at Ark.
 Neutral: 2-5, 1-1 at Ark.

Scoring 60-69 Points:39-60
 at Arkansas:.....13-27
 Home: 19-14, 9-5 at Ark.
 Away:..... 14-33, 3-16 at Ark.
 Neutral: 6-13, 1-6 at Ark.

Scoring 70-79 Points:81-47
 at Arkansas:..... 29-14
 Home: 50-12, 20-4 at Ark.
 Away:..... 23-22, 8-5 at Ark.
 Neutral: 8-13, 0-5 at Ark.

Scoring 80-89 Points:108-24
 at Arkansas:..... 33-10
 Home: 80-7, 30-5 at Ark.
 Away:..... 12-14, 1-4 at Ark.
 Neutral: 16-3, 2-1 at Ark.

Scoring 90-99 Points:48-1
 at Arkansas:..... 16-0
 Home: 44-0, 15-0 at Ark.
 Away:..... 3-1, 1-0 at Ark.
 Neutral: 1-0, 0-0 at Ark.

Scoring 100 or More Points:..... 21-1
 at Arkansas:..... 8-0
 Home: 16-0, 7-0 at Ark.
 Away:..... 1-1, 1-0 at Ark.
 Neutral: 4-0, 0-0 at Ark.



MIKE ANDERSON VS ALL OPPONENTS

Opponent	Record	Home/Away/Neutral	Last Meeting	Opponent	Record	Home/Away/Neutral	Last Meeting
Air Force	1-0	0-0/0-0/1-0	2003 (L)	Missouri	5-3	3-1/2-2/0-0	2016 (W)
Akron	0-1	0-1/0-0/0-0	2015 (L)	Murray State	2-0	2-0/0-0/0-0	2009 (W)
Alabama	3-4	2-1/1-3/0-0	2016 (W)	Nebraska	7-7	4-2/3-3/0-2	2011 (L)
Alabama A&M	4-0	3-0/1-0/0-0	2012 (W)	Nicholls State	1-0	1-0/0-0/0-0	2003 (W)
Alabama State	1-0	1-0/0-0/0-0	2014 (W)	North Alabama	1-0	1-0/0-0/0-0	2011 (W)
Alcorn State	2-0	2-0/0-0/0-0	2012 (W)	North Carolina	0-1	0-0/0-0/0-1	2015 (L)
Arizona	0-1	0-0/0-0/0-1	2005 (L)	North Carolina A&T	2-0	2-0/0-0/0-0	2008 (W)
Arizona State	0-1	0-0/0-0/0-1	2012 (L)	North Florida	2-0	2-0/0-0/0-0	2015 (W)
Arkansas	1-1	1-0/0-1/0-0	2008 (L)	North Texas	1-0	1-0/0-0/0-0	2014 (W)
Arkansas-Pine Bluff	3-0	3-0/0-0/0-0	2011 (W)	Northern Illinois	1-0	1-0/0-0/0-0	2011 (W)
Army	1-0	1-0/0-0/0-0	2007 (W)	Northwestern State	3-0	3-0/0-0/0-0	2015 (W)
Auburn	6-1	3-1/3-0/0-0	2016 (L)	Oakland	1-0	1-0/0-0/0-0	2012 (W)
Austin Peay	1-0	1-0/0-0/0-0	2010 (W)	Oklahoma	4-3	4-0/0-3/0-0	2012 (W)
Baylor	4-3	3-0/0-2/1-1	2011 (W)	Oklahoma State	5-3	2-1/2-2/1-0	2011 (L)
Belmont	1-0	1-0/0-0/0-0	2005 (W)	Old Dominion	3-0	3-0/0-0/0-0	2011 (W)
Birmingham-Southern	2-0	2-0/0-0/0-0	2004 (W)	Ole Miss	1-6	1-2/0-4/0-0	2016 (L)
California	1-3	1-0/0-2/0-1	2014 (L)	Oral Roberts	3-1	2-0/0-1/1-0	2011 (W)
Centenary	2-0	2-0/0-0/0-0	2009 (W)	Oregon	2-0	1-0/1-0/0-0	2011 (W)
Central Arkansas	1-0	1-0/0-0/0-0	2011 (W)	Prairie View A&M	1-0	1-0/0-0/0-0	2008 (W)
Central Michigan	1-0	1-0/0-0/0-0	2008 (W)	Presbyterian	1-0	1-0/0-0/0-0	2011 (W)
Charleston Southern	1-0	1-0/0-0/0-0	2015 (W)	Purdue	1-1	1-0/0-1/0-0	2008 (W)
Charlotte	4-2	1-2/1-0/2-0	2005 (L)	Rice	1-0	0-0/1-0/0-0	2006 (W)
Chattanooga	3-0	1-0/0-0/2-0	2010 (W)	Richmond	1-3	1-1/0-2/0-0	2010 (L)
Cincinnati	1-3	1-0/0-2/0-1	2011 (L)	Robert Morris	1-0	1-0/0-0/0-0	2012 (W)
Clemson	3-1	1-0/0-1/2-0	2014 (L)	Saint Louis	3-0	1-0/1-0/1-0	2005 (W)
Colorado	9-1	5-0/4-1/0-0	2011 (W)	Sam Houston State	1-0	1-0/0-0/0-0	2012 (W)
Columbia	1-0	0-0/0-0/1-0	2003 (W)	Savannah State	3-0	3-0/0-0/0-0	2013 (W)
Connecticut	0-2	0-0/0-1/0-1	2012 (L)	SEMO	1-0	1-0/0-0/0-0	2014 (W)
Coppin State	3-0	3-0/0-0/0-0	2009 (W)	Siena	1-0	0-0/1-0/0-0	2003 (W)
Cornell	1-0	0-0/0-0/1-0	2009 (W)	SIU-Edwardsville	2-0	2-0/0-0/0-0	2013 (W)
Davidson	1-0	1-0/0-0/0-0	2007 (W)	SMU	4-0	1-0/2-0/1-0	2014 (W)
Dayton	1-1	1-0/0-1/0-0	2015 (L)	South Alabama	3-0	2-0/1-0/0-0	2013 (W)
Delaware State	2-0	2-0/0-0/0-0	2014 (W)	South Carolina	4-3	3-1/1-1/0-1	2016 (L)
DePaul	3-3	2-0/0-2/1-1	2006 (L)	South Carolina State	1-0	1-0/0-0/0-0	2006 (W)
East Carolina	4-1	2-1/2-0/0-0	2006 (W)	South Carolina Upstate	1-0	1-0/0-0/0-0	2012 (W)
Eastern Kentucky	1-0	1-0/0-0/0-0	2012 (W)	Southeastern Louisiana	2-0	2-0/0-0/0-0	2013 (W)
Evansville	2-0	2-0/0-0/0-0	2015 (W)	Southern	3-0	3-0/0-0/0-0	2015 (W)
Fairfield	1-0	0-0/0-0/1-0	2009 (W)	Southern Miss	5-1	3-0/2-1/0-0	2006 (W)
Fairleigh Dickinson	1-0	1-0/0-0/0-0	2010 (W)	St. John's	0-1	0-0/0-1/0-0	2003 (L)
Florida	1-6	1-2/0-3/0-1	2016 (L)	Stanford	0-1	0-0/0-0/0-1	2015 (L)
Florida A&M	1-0	1-0/0-0/0-0	2012 (W)	Stephen F. Austin	1-0	1-0/0-0/0-0	2007 (W)
Fordham	1-0	1-0/0-0/0-0	2008 (W)	Stetson	2-0	2-0/0-0/0-0	2009 (W)
Georgetown	0-1	0-0/0-1/0-0	2011 (L)	Syracuse	0-1	0-1/0-0/0-0	2012 (L)
Georgia	6-3	4-0/1-3/1-0	2016 (L)	TCU	3-1	2-0/1-1/0-0	2005 (L)
Georgia Southern	1-0	1-0/0-0/0-0	2004 (W)	Tennessee	5-3	3-0/1-3/1-0	2016 (W)
Georgia Tech	0-1	0-0/0-0/0-1	2015 (L)	Tennessee Tech	1-0	1-0/0-0/0-0	2015 (W)
Gonzaga	0-1	0-0/0-0/0-1	2013 (L)	Texas	3-2	2-0/1-2/0-0	2011 (L)
Grambling State	1-0	1-0/0-0/0-0	2012 (W)	Texas A&M	3-8	3-2/0-5/0-1	2016 (W)
High Point	1-0	1-0/0-0/0-0	2013 (W)	Texas A&M-CC	1-0	1-0/0-0/0-0	2003 (W)
Houston	5-1	3-1/2-0/0-0	2012 (L)	Texas Southern	1-0	1-0/0-0/0-0	2012 (W)
Illinois	2-3	0-0/0-0/2-3	2011 (W)	Texas Tech	7-1	4-0/1-1/2-0	2016 (W)
Indiana State	1-0	1-0/0-0/0-0	2014 (W)	Tulane	3-4	3-1/0-3/0-0	2006 (W)
Iona	1-0	1-0/0-0/0-0	2014 (W)	Tulsa	1-0	1-0/0-0/0-0	2006 (W)
Iowa State	8-3	4-1/4-2/0-0	2014 (L)	UCF	1-0	0-0/1-0/0-0	2006 (W)
Kansas	1-10	1-5/0-4/0-1	2011 (L)	UMKC	2-0	2-0/0-0/0-0	2010 (W)
Kansas State	4-6	4-1/0-5/0-0	2011 (L)	UNLV	0-1	0-0/0-1/0-0	2003 (L)
Kentucky	4-5	2-1/1-2/1-2	2016 (L)	USC	1-1	0-0/0-0/1-1	2009 (W)
La Salle	1-0	0-0/0-0/1-0	2011 (W)	USF	7-0	3-0/4-0/0-0	2006 (W)
Lipscomb	1-0	1-0/0-0/0-0	2007 (W)	UTEP	1-1	0-0/0-1/1-0	2006 (W)
Longwood	1-0	1-0/0-0/0-0	2012 (W)	UTPA	1-0	0-0/0-0/1-0	2010 (W)
Louisiana-Lafayette	2-0	2-0/0-0/0-0	2013 (W)	UTSA	1-0	1-0/0-0/0-0	2014 (W)
Louisiana Tech	3-0	3-0/0-0/0-0	2012 (W)	UT-Martin	2-0	2-0/0-0/0-0	2013 (W)
Louisville	0-4	0-1/0-1/0-2	2005 (L)	Utah Valley	2-0	2-0/0-0/0-0	2014 (W)
LSU	4-7	3-1/0-4/1-2	2016 (W)	Valdosta State	1-0	1-0/0-0/0-0	2006 (W)
Marquette	4-1	1-0/1-1/2-0	2009 (W)	Vanderbilt	6-3	5-0/1-2/0-1	2016 (W)
Marshall	3-1	1-1/2-0/0-0	2006 (W)	VCU	3-0	2-0/1-0/0-0	2006 (W)
Maryland	1-0	0-0/0-0/1-0	2008 (W)	Wake Forest	1-1	1-0/0-1/0-0	2015 (L)
Massachusetts	1-0	0-0/0-0/1-0	2006 (W)	Washington	1-0	0-0/0-0/1-0	2004 (W)
McNeese State	1-0	1-0/0-0/0-0	2008 (W)	West Alabama	1-0	1-0/0-0/0-0	2003 (W)
Memphis	3-5	2-2/0-3/1-0	2009 (W)	West Virginia	0-1	0-0/0-0/0-1	2010 (L)
Mercer	0-1	0-0/0-0/0-1	2015 (L)	Western Illinois	2-0	2-0/0-0/0-0	2011 (W)
Michigan	1-1	1-0/0-1/0-0	2012 (L)	Western Kentucky	0-1	0-1/0-0/0-0	2006 (L)
Michigan State	0-1	0-0/0-0/0-1	2008 (L)	Western Michigan	0-1	0-0/0-0/0-1	2004 (L)
Milwaukee	1-0	1-0/0-0/0-0	2014 (W)	Wisconsin	0-1	0-0/0-0/0-1	2012 (L)
Minnesota	1-1	0-0/0-1/1-0	2013 (W)	Wofford	1-0	0-0/0-0/1-0	2015 (W)
Mississippi State	7-5	5-1/2-4/0-0	2016 (L)	Wyoming	1-0	0-0/0-0/1-0	2011 (W)
Mississippi Valley State	1-0	1-0/0-0/0-0	2012 (W)	Xavier	0-1	0-0/0-0/0-1	2009 (L)



MELVIN WATKINS
ASSOCIATE HEAD COACH
6TH SEASON

A coaching veteran at the highest levels, Melvin Watkins is in his sixth year as associate head coach with the Razorbacks in 2016-17. A 39-year coaching career for Watkins has seen him as a long-time assistant, associate head and head coach at Charlotte, Texas A&M and Missouri.

As Arkansas' recruiting coordinator and associate head coach, Watkins was retained on staff at Missouri when Anderson took the head coaching duties at the school before the 2004-05 season and a dynamic relationship formed. The Anderson-Watkins combination immediately turned Missouri into a winning program, as the team went 18-12 in their first year together. Two years later, Missouri danced into the Elite Eight and won the Big 12 Tournament, reaching heights the Tigers had not seen in many years.

One of the best recruiters and assistants in the nation, Watkins was named the Top Assistant Coach in both 2009 and 2010 by Rivals.com as he helped Missouri advance to a pair of NCAA Tournaments, go a combined 54-18 and win the Big 12 Tournament Championship during those years.

Watkins' prowess on the recruiting trails has already made its impact at Arkansas, as the Razorbacks ushered in the No. 18 ranked recruiting class in 2013 according to ESPN.com which featured a pair of top-50 recruits.

After losing 72 percent of scoring production heading into the 2015-16 season, the coaching staff continued its history of developing players as Arkansas finished third in the Southeastern Conference in scoring at 78.2 points per game and paced the league in 3-point field goal percentage, turnover margin and assist/turnover ratio. Despite dropping eight games by four points or less, Arkansas never wavered and caught fire toward the end of the season to win four of its final five regular season games and finish eighth in the SEC. The Razorbacks became one of five teams to post a .500 or better record in conference play each of the last four years.

In year four at Arkansas in 2014-15, the Razorback fans caught a glimpse of the glory days, as Arkansas returned to the NCAA Tournament and SEC Tournament championship game for the first time since 2008. Highlighted by a victory over Southern Conference champ Wofford in the NCAA Tournament second round and a program record six SEC road wins, Arkansas produced the sixth-most wins in program history with a 27-9 record. Of course, the "Fastest 40" reached another level, as the Razorbacks led the SEC in five different statistical categories, including scoring (77.4), assists (16.1) and turnover margin (+3.8).

Watkins was instrumental in the recruitment and development of Bobby Portis, as the sophomore became just the second Razorback in program history to be named the SEC Player of the Year by both the Associated Press and league head coaches in 2014-15. Portis was the first Razorback to surpass 1,000 points and 500 rebounds as a sophomore and went on to become the 12th player in program history to be selected in the first round of the NBA Draft when he went 22nd overall to the Chicago Bulls.



A stickler for recruiting players that are accountable both on the floor and in life, Watkins places heavy demand on his players' academic pursuits. While head coach at Texas A&M, 14 of the 17 players who completed their eligibility went on to earn degrees while the three who did not began their professional basketball careers early. His players during that time earned 15 Academic All-Big 12 First or Second Team honors.

Watkins joined the Missouri staff following an eight-year run as a head coach at both Texas A&M and his alma mater Charlotte. He spent six years roaming the sidelines for the Aggies between 1999 and 2004 and helped rebuild the struggling program. His efforts in recruiting landed him eight top 100 recruits, including Texas A&M's No. 4 all-time leading scorer Bernard King, 2005 NBA first round pick Antoine Wright and 2007 First Team All-American and former Chicago Bull Acie Law.

Prior to landing the head coaching job at Texas A&M, Watkins was the head coach at Charlotte for two seasons and led his team to a pair of 20-win campaigns and two NCAA Tournaments. After a 19-year stint with the 49ers as an assistant and associate head coach, Watkins was given the head coaching title for the 1997 season and led his squad to a 22-9 mark and second round appearance in the NCAA Tournament. The fantastic first year for Watkins earned him Conference USA Ray Meyer Coach of the Year honors, while his second year at the helm of the program saw him guide the 49ers to a record of 20-11, a Conference USA divisional championship and another second round NCAA Tournament run.

Charlotte fans knew about Watkins long before he took over the program, as he was an All-Conference point guard for the school from 1973-77 and led the 49ers to the Final Four in 1977. Watkins then served as an assistant coach at the school for 10 years before being promoted to associate head coach, a position that he served in for nine years. During his 19-year stint as an assistant and associate, Charlotte had three 20-win seasons, made five postseason tournaments and won three conference regular season and tournament championships. Watkins was involved in every 20-win season in Charlotte history before leaving the program for Texas A&M.

Following his standout career on the hardwood as a collegiate, Watkins was drafted by the Buffalo Braves in the fourth round of the 1977 draft. His No. 32 at Charlotte was retired following his senior season along with teammate Cedric Maxwell's No. 33.

Watkins' prep career at Reidsville High School saw him earn High School All-America honors as a senior in 1973. That season he acted as team captain and led his team to a state championship. Watkins was a three-year starter for Reidsville.

Along with his myriad duties as a coach, Watkins has found time to be an invaluable member of the Columbia, Missouri; College Station, Texas; and Charlotte, North Carolina, communities. He is an active participant in Habitat for Humanity "Home Building Project," was a co-chair of the Battered Women's Shelter and is a member of the "100 Black Men of Charlotte" organization, a nationally known group that mentors young people and raises funds to assist individuals in their efforts to go to college.

Watkins and his wife Burrell are the parents of two sons, Manuale and Marcus, and a daughter, Keia. Marcus played basketball for Missouri, while Keia is a graduate of the Missouri Medical School. Manuale is currently a senior guard for the Razorbacks. Watkins is also the grandfather to Nathan and Eli, Keia and her husband David's two sons.



TJ CLEVELAND

ASSISTANT COACH

6TH SEASON

A former Razorback and one of the best young recruiters in the nation, TJ Cleveland returned to the University of Arkansas in 2011 and is entering his sixth year as an assistant coach in 2016-17.

A 14-year coaching and staff veteran since his playing days at Arkansas, Cleveland's career path back to Fayetteville mirrors that of his mentor, Mike Anderson.

A player for the Razorbacks from 1998-2002, Cleveland joined Anderson's staff at the University of Alabama-Birmingham upon graduation as a video coordinator, and was named an assistant coach prior to the 2005-06 season. Cleveland joined his former coach at Missouri for the 2006-07 season and in five seasons with the Tigers became known as a tireless worker and recruiter as well as one of the up-and-coming young coaches in the college game.

Following his third season with Missouri, Cleveland was asked to participate and was featured at Nike's Top Up & Coming Assistants Villa 7 Consortium. He has since been featured at Villa 7 five times.

Cleveland's efforts with the Razorback backcourt were visible immediately, as the Razorbacks improved their turnover margin by 200-percent, which moved them from 101st in the nation to 19th in a single season. In four of the last five years, Arkansas has led the SEC in both turnover margin and steals, statistical categories that are synonymous with Anderson's "The Fastest 40 Minutes in Basketball."

After losing 72 percent of scoring production heading into the 2015-16 season, the coaching staff continued its history of developing players as Arkansas finished third in the Southeastern Conference in scoring at 78.2 points per game and paced the league in 3-point field goal percentage, turnover margin and assist/turnover ratio. The Razorbacks became one of five teams to post a .500 or better record in conference play each of the last four years.

In year four at Arkansas in 2014-15, the Razorback fans caught a glimpse of the glory days, as Arkansas returned to the NCAA Tournament and SEC Tournament championship game for the first time since 2008. Highlighted by a victory over Southern Conference champ Wofford in the NCAA Tournament second round and a program record six SEC road wins, Arkansas produced the sixth-most wins in program history with a 27-9 record. Of course, the "Fastest 40" reached another level, as the Razorbacks led the SEC in five different statistical categories, including scoring (77.4), assists (16.1) and turnover margin (+3.8).



Cleveland was instrumental in the recruitment and development of Bobby Portis, as the sophomore became just the second Razorback in program history to be named the SEC Player of the Year by both the Associated Press and league head coaches in 2014-15. Portis was the first Razorback to surpass 1,000 points and 500 rebounds as a sophomore and went on to become the 12th player in program history to be selected in the first round of the NBA Draft when he went 22nd overall to the Chicago Bulls.

During his tenure with Missouri, Cleveland worked predominantly with the Tigers' guards, and players flourished under his tutelage. In 2006-07, Cleveland's first season at Missouri, he mentored Stephon Hannah to Big 12 Newcomer of the Year accolades. Another Cleveland trainee, J.T. Tiller, took Co-Big 12 Defensive Player of the Year honors in 2008-09, and since there have been several Missouri players that either led or been at the top of the Big 12 and national rankings. He was also instrumental in the development of NBA first round pick DeMarre Carroll who was drafted by The Memphis Grizzlies and recently signed with the Toronto Raptors.

Executing Anderson's style of play from the guard position has been instrumental in the team success that Cleveland has enjoyed both as a player and coach. Missouri ranked second in the nation in turnover margin each of the last three seasons and led the nation in steals in 2010 (10.9 per game) and assists in 2009 (18.4 per contest). Cleveland's last team at Missouri ranked second in the nation in both steals per game (9.7) and turnover margin (5.4).

Cleveland's coaching career started at UAB where he worked his way up from video coordinator to assistant coach. In his one year as a coach with the Blazers, UAB advanced to the first round of the NCAA Tournament and ranked third in the nation in steals per game at 10.9 per contest. UAB also led Conference USA in assists, assist-turnover ratio, turnover margin and field goal percentage, while ranking second in scoring, scoring margin and steals. Former Blazer Carldeell Johnson ranked ninth in the nation in assists per game that year with 6.3 per outing, while also ranking 20th with 2.6 steals per game.

During his time at UAB and Missouri, Cleveland worked with six eventual NBA players: Donell Taylor (Washington Wizards), Squeaky Johnson (New Orleans Hornets), first round draft pick DeMarre Carroll (Toronto Raptors), Kim English (Detroit Pistons), Marcus Denmon (San Antonio Spurs) and Phil Pressey (Boston Celtics). Cleveland was also a teammate of current Brooklyn Nets guard and NBA All-Star Joe Johnson, as well as Charlotte Hornets guard Jannerlo Pargo.

As a player for the Razorbacks, Cleveland was instrumental in Arkansas' run to the 2000 SEC Tournament title, the only SEC Tournament championship in school history. During Arkansas' four-day run to the tournament title, Cleveland scored 23 points, grabbed 10 rebounds, dished 10 assists and had 11 steals, all off the bench. His best game in the tournament came in the semifinals against LSU, when he had seven steals, which is the most by a Razorback against an SEC opponent in regular season or postseason play.

During Cleveland's four-year career at Arkansas, the Razorbacks compiled a 76-50 overall record and made three trips to the NCAA Tournament. A two-year captain, Cleveland led the team in steals three times in his four seasons in Fayetteville and currently ranks tied for fifth on Arkansas' all-time steals list with 226. Cleveland led the Razorbacks in assists two times and three-point percentage in 1999-2000. His 112 assists in SEC games ranks eighth on the Arkansas career charts, while he is ninth in career three-point field goal percentage.

As a prep player for Minor High School in Birmingham, Alabama, Cleveland was an All-State and All-Metro player as well as the MVP of the state tournament as a senior when he led his team to the state championship.

A 2002 graduate from Arkansas with a degree in communications, he is married to Ami (Watson) and the couple have twins: Caynen Thomas and Cayden James.



SCOTTY THURMAN
ASSISTANT COACH
1ST SEASON

Responsible for one of the most memorable moments in Arkansas basketball history, Scotty Thurman is in his seventh year with the program and his first as an assistant coach under Mike Anderson in 2016-17.

After spending six years as the Director of Student-Athlete Development and two seasons as a radio analyst on the Razorback Sports Network, Thurman was elevated to an assistant coach role on May 11, 2016. As a member of the coaching staff, Thurman assists with recruiting, scouting reports and player development.

No stranger to Arkansas basketball, Thurman provided his signature moment in the final minute of the 1994 NCAA championship game when his three-pointer with 53 seconds remaining secured a 76-72 win over Duke.

Thurman returned to the Razorbacks in 2010-11, after successful professional and business careers to assist the student-athletes associated with the men's basketball program with their growth as individuals off the court. He was also charged with bridging the gap between Arkansas' current and former players. Those results are evident, as Razorback greats like Ronnie Brewer, Darrell Walker, Kareem Reid, and Todd Day, as well as others, have already heard the call of one of their own.

During his six years as Director of Student-Athlete Development, Thurman assisted with academics and was a member of the Razorback Foundation's External Operations Team and the Athletic Director's Diversity Council, as well as, the Never Yield steering committee.

As a player for the Razorbacks, Thurman's three years were some of the most decorated in program history, as he helped lead Arkansas to an 85-19 record over that span. The only player in Arkansas history to be named to the All-SEC first team three times, Thurman still ranks 10th on Arkansas' all-time scoring list with 1,650 points. He continues to hold Arkansas' single-season record for three-pointers in a season with 102 and ranks second on the career three-point chart with 267.

Following his first stint with the Razorbacks, Thurman played 11 seasons of professional basketball overseas in Lebanon, Greece, Cyprus and Italy. His successful pro career came to a close after the 2006 season and Little Rock, Arkansas, became his permanent home. There, he worked in the real estate field and, eventually, began working for Episcopal Collegiate School as Director of Community Relations, as well as being a teacher and coach.

Thurman received a bachelor's degree from Philander Smith College in 2003 and his Masters in Secondary Education from the University of Arkansas at Little Rock in 2012. He and his wife Regina have two children, Scotty Jr., and Romani and one grandson, Isaiah. Scotty Jr. graduated from Arkansas in the spring of 2016 and was a member of the Razorback football team.





MATT ZIMMERMAN

DIRECTOR OF OPERATIONS

6TH SEASON

An Arkansas native and University of Arkansas graduate, Matt Zimmerman returned to his alma mater in 2011 and is in his sixth year with the Razorback men's basketball program in 2016-17.

After spending five years as a member of the coaching staff, Zimmerman is in his first year as the Director of Basketball Operations and will oversee the day-to-day operations of the program.

He will be involved in all facets of the program, including on-campus recruiting, student-athlete visits, team travel, summer camps and the budget.

A 20-year basketball coaching veteran at both the high school and collegiate ranks, Zimmerman has been with Mike Anderson for each of the past 14 seasons as an assistant with stops at the University of Alabama-Birmingham, the University of Missouri and now at the University of Arkansas.

Known for his tireless work ethic and recruiting, Zimmerman is a high-energy coach whose personality is infectious on the court. Over his 14 seasons on Anderson's staff, he has been a part of nine 20-win campaigns, seven NCAA Tournament appearances, two Sweet Sixteen berths and a run to the 2009 Elite Eight.

After losing 72 percent of scoring production heading into the 2015-16 season, the coaching staff continued its history of developing players as Arkansas finished third in the Southeastern Conference in scoring at 78.2 points per game and paced the league in 3-point field goal percentage, turnover margin and assist/turnover ratio. Despite dropping eight games by four points or less, Arkansas never wavered and caught fire toward the end of the season to win four of its final five regular season games and finish eighth in the SEC. The Razorbacks became one of five teams to post a .500 or better record in conference play each of the last four years.

In year four at Arkansas in 2014-15, the Razorback fans caught a glimpse of the glory days, as Arkansas returned to the NCAA Tournament and SEC Tournament championship game for the first time since 2008. Highlighted by a victory over Southern Conference champ Wofford in the NCAA Tournament second round and a program record six SEC road wins, Arkansas produced the sixth-most wins in program history with a 27-9 record. Of course, the up-tempo style of play donned the "Fastest 40 Minutes in Basketball" reached another level, as the Razorbacks led the SEC in five different statistical categories, including scoring (77.4), assists (16.1) and turnover margin (+3.8).

Zimmerman's history of developing players was on full display in 2014-15, as sophomore Bobby Portis became just the second Razorback in program history to be named the SEC Player of the Year by both the Associated Press and league head coaches. Portis was the first Razorback to surpass 1,000 points and 500 rebounds as a sophomore and went on to become the 12th player in program history to be selected in the first round of the NBA Draft when he went 22nd overall to the Chicago Bulls.



Prior to coming to Arkansas, Zimmerman was an assistant at Missouri and helped the Tigers compile a 111-57 record in Columbia. While just 34-28 in his first two seasons, the individual improvements of the Tigers were evident in year three as Missouri was credited with the best turnaround in the nation in 2008-09, going 31-7 overall, winning the Tigers' first Big 12 Tournament Championship and advancing to the NCAA Elite Eight. That 2008-09 team's trip to the NCAA Tournament was the first of three straight postseason appearances for Missouri.

Working with both the guards and the posts, he takes great pride in the individual development of his players, and has watched some of his protégés at Missouri, DeMarre Carroll, Phil Pressey, Kim English and Marcus Denmon become some of the best players in Tiger history. Denmon completed his Missouri career as the second-best three-point shooter in school history, while English earned All-Big 12 honors and was joined by Denmon in the backcourt to create one of the most feared guard tandems in recent memory in the Big 12 Conference.

Zimmerman's first collegiate coaching position was at UAB when he joined Anderson for his first season with the Blazers in 2002-03. In four seasons, UAB advanced to four postseason tournaments, including three straight NCAA bids and a dramatic Sweet Sixteen run in 2004. That year, the Blazers knocked off No. 1 seed Kentucky after defeating Washington in the first round. Along with its postseason accomplishments, UAB also won a share of the Conference USA championship in 2004 with its impressive 12-4 league record.

During his time at UAB and Missouri, Zimmerman worked with six eventual NBA players: Donell Taylor (Washington Wizards), Squeaky Johnson (New Orleans Hornets), first round draft pick DeMarre Carroll (Toronto Raptors), Kim English (Detroit Pistons), Marcus Denmon (San Antonio Spurs) and Phil Pressey (Boston Celtics).

Zimmerman's coaching career began in the high school ranks in Arkansas where he spent seven years as a head coach at both Dardanelle High School and Planview-Rover High School. He amassed an impressive 74-46 record as the head coach at Dardanelle over four seasons and guided his team in 2000 to the quarterfinals of the Class AAA State Tournament. The Sand Lizards ended the 2000 season with a record of 24-11 and a No. 7 ranking. After a 17-10 record and state tournament appearance in 2001, Zimmerman led his team to a District 4A Tournament championship in 2002 with an 18-12 record. He earned District Coach of the Year honors in each of his final three seasons and was named the KARV Dream Team Coach of the Year and River Valley Radio Coach of the Year in 2000.

As the head coach and athletics director at Planview-Rover, Zimmerman led the Panthers to three conference championships and was selected as the 4A South Conference's Outstanding Boys Coach in 1996. His girls' team competed in the 1997 State Tournament and finished with a state ranking of No. 10.

A veteran of "The Fastest 40 Minutes in Basketball" style that Anderson employs, Zimmerman learned the basics of the system when he was a manager for his alma mater and Naismith Hall of Fame head coach Nolan Richardson. In his three years working with the Razorbacks, Arkansas won two Southwest Conference (SWC) Championships, two SWC Tournament titles and made three NCAA Tournament appearances. He was a part of Arkansas' 1990 Final Four team which ended the year 30-5. He also assisted with Razorback Basketball Camps throughout his tenure as manager and high school coach.

A 1990 graduate of Arkansas with a degree in physical education and four years in the ROTC, Zimmerman joined the United States Army after he earned his degree. He would spend five years in the military, earning the rank of Captain, graduating from Airborne School in 1991 and serving with the 1st Infantry Division (The Big Red One) from 1991-95. His other experiences in the military included Platoon Leader, Shop Officer, Company Executive Office and Battalion Adjutant.



JEFF DANIELS
DIRECTOR OF S-A DEVELOPMENT
6TH SEASON

Jeff Daniels is in his sixth year with the Razorbacks in 2016-17 and enters his first season as the Director of Student-Athlete Development. A veteran of the game, Daniels came to Arkansas after spending five years on head coach Mike Anderson's staff at Missouri.


Daniels spent the last five years as the Director of Basketball Operations, before transitioned into the Director of Student-Athlete Development for the 2016-17 season. In his new role, Daniels will be charged with coordinating programs to enhance personal and career development of the student-athletes, while engaging the players in community service efforts.

After losing 72 percent of scoring production heading into the 2015-16 season, the coaching staff continued its history of developing players as Arkansas finished third in the Southeastern Conference in scoring at 78.2 points per game and paced the league in 3-point field goal percentage, turnover margin and assist/turnover ratio. Despite dropping eight games by four points or less, Arkansas never wavered and caught fire toward the end of the season to win four of its final five regular season games and finish eighth in the SEC. The Razorbacks became one of five teams to post a .500 or better record in conference play each of the last four years.

The 2014-15 campaign saw Arkansas return to its glory days of the 1990s, as the Razorbacks returned to both the NCAA Tournament and SEC Tournament championship game for the first time since 2008. Highlighted by a victory over Southern Conference champ Wofford in the NCAA Tournament second round and a program record six SEC road wins, Arkansas produced the sixth-most wins in program history with a 27-9 record.

In 2013-14, the Razorbacks returned to the postseason for the first time since 2008, by earning a spot in the NIT. Arkansas finished fifth in the league standings at 10-8 while reaching the 20-win plateau (22-12) for the first time since the aforementioned 2007-08 campaign. Highlighting the 22-win season was the program's first-ever season sweep of SEC rival Kentucky and a 5-1 mark against teams that advanced to the Final Four of the NCAA Tournament and NIT.

Daniels has been with Anderson for the past 11 years, one at Alabama-Birmingham, five at Missouri and the last five at Arkansas. Over his 11 years on Anderson's staff, he has been a part of nine winning campaigns, six 20-win seasons and five NCAA Tournament appearances, highlighted by a 31-win season and run to the Elite Eight in 2009 at Missouri.



Daniels joined his longtime friend at the Division I level after a 10-year coaching career at Montevallo and Division II Valdosta State. His coaching career at his alma mater, Montevallo, began in 1995 when he was named the program's fifth head coach. His teams were well known for their defensive prowess and he guided the Falcons to steady improvements throughout his tenure. He was named the Gulf South Conference Coach of the Year in 2002 before accepting a position as associate head coach at Valdosta State in 2003.

In two seasons with Valdosta State, the Blazers went 43-13, won a Gulf South Conference championship and ranked as high as No. 3 in the nation. Daniels defensive mindset was instilled in the Blazers arsenal and Valdosta State ranked No. 1 in the nation in field goal percentage defense each of his two years with the program.

Daniels' coaching career began as a graduate assistant coach at Montevallo. He spent two years as a graduate assistant before accepting the full-time assistant position in 1986 on Rob Spivery's staff, helping guide the Falcons to its most successful stint in the program's history. Daniels first met Anderson during his junior college playing days as the two began their post-high school careers at Jefferson State Community College in 1979-80. The teammates reached the National Junior College Athletic Association's national title game, losing to a Nolan Richardson coached Western Texas team.

Following his junior college days, Daniels began a two-year playing career at Montevallo. Daniels was awarded the Dean's Trophy for scholastic achievement as a junior and was named a captain prior to his senior campaign.

A native of Birmingham, Alabama, Daniels attended Huffman High School. He and his wife, Robbie, have two children, son Andrew (20) and daughter, Makenzie (16).





LEEMAYBERRY

SPECIAL ASSISTANT TO THE HC

3RD SEASON

One of the most decorated players in program history who was a key part of Arkansas' highly-successful transition from the Southwest Conference (SWC) to the Southeastern Conference (SEC), Lee Mayberry returned to join head coach Mike Anderson's staff and is in his third year back with the program in 2016-17.

A first round pick by the Milwaukee Bucks in the 1992 NBA Draft, Mayberry had a seven-year career in the NBA following his illustrious four years at Arkansas. He returned to finish his undergraduate degree in American Studies in 2014-15 and has stayed on staff after receiving his diploma. He was recently announced as a member of the Southwest Conference Hall of Fame and was inducted on Oct. 24, 2016.

Recruited and coached by Naismith Hall Of Fame inductee Nolan Richardson, Mayberry teamed with fellow 1992 NBA first round draft picks Todd Day and Oliver Miller to lead Arkansas to a 115-24 overall record, four straight conference titles (3 SWC & 1 SEC) and four NCAA Tournament appearances, highlighted by the run to the Final Four in 1990.

Mayberry's legacy is visible all over the Razorback record book, as he still holds the program record for career steals (291) while ranking second in assists (729) and third in points (1,940).

An All-SEC first team selection following Arkansas' first year in the league, Mayberry was also a two-time All-SWC first team honoree. Mayberry and the Razorbacks left the SWC in style, winning three straight league titles with a combined record of 42-6 before taking the SEC regular season crown in 1991-92 with a 13-3 mark.

Selected in the first round of the 1992 NBA Draft by the Bucks along with Day, Mayberry spent his first four years with Milwaukee and played in 328 consecutive games to open his career. His final three years in the NBA came with the Vancouver Grizzlies as he accumulated over 2,500 points and 1,700 assists over his seven seasons as a pro.

Following his NBA career, Mayberry became a mentor in the National Basketball Developmental League (NBDL) for three years before becoming an NBA Scout for the Golden State Warriors from 2011-2013. Mayberry is the Co-owner of the Playing With Basketball program. The faith-based program teaches youth the basics of basketball and stresses the importance of quality.

Mayberry is a native of Tulsa, Oklahoma and graduated from Will Rogers High School where he won a state championship in 1988. He is married to his high school sweetheart Marla and together they have five daughters: Taleya, Kaylan, Maya, Wyvette and Rhyian.





WILL BARTLETT
VIDEO COORDINATOR
6TH SEASON

Will Bartlett joined the Razorbacks in the summer of 2011 following the hiring of head coach Mike Anderson and is in his sixth year with the program in 2016-17.

No stranger to Anderson's "Fastest 40 Minutes in Basketball," Bartlett worked with Anderson for five years as a student manager and graduate assistant at Missouri before taking Arkansas' Coordinator of Basketball Operations position prior to the 2011-12 season. Bartlett was promoted to the role of Video Coordinator in fall of 2013.


In his current role, Bartlett is in charge of collecting game tapes, breaking down practice and game footage for instructional use and organizing scouting video for the Razorback coaching staff.

After earning his undergraduate degree, Bartlett was retained by Anderson and his staff to work as a graduate assistant at Missouri. In that role, he coordinated film exchange, organized the video editing, assisted with scouting reports, oversaw the recruiting database and helped to organize summer camps.

Prior to his increased role, Bartlett was the head student manager at Missouri and helped coordinate visiting team practices, supervised campers at summer camps, set up a training program for new managers, organized practice equipment and assisted coaches with drills and workouts.

A 2009 graduate of Missouri with a degree in psychology, he also graduated with a master's degree in parks and recreation from Missouri in the spring of 2011. He was a multi-semester member of the Dean's List as an undergraduate and graduated in the top 15 percent of his class when he earned his master's degree.

A native of Macomb, Ill., Bartlett is the son of David and Martha Bartlett. He was a four-year letterwinner in soccer, basketball and baseball at Macomb High School. He married the former Ashton McAllister on June 4, 2016 and the couple resides in Fayetteville.



ADAM PETWAY
HEAD STRENGTH COACH
3RD SEASON

Adam Petway begins his fourth year with Arkansas men's basketball in 2016-17, and his third as the head strength and conditioning coach after being promoted from an assistant in the summer of 2014.

Petway oversees all aspects of the Arkansas men's basketball strength and conditioning program, including its unique performance training for head coach Mike Anderson's up-tempo style and nutritional guidelines.

In his time with the Razorbacks, Petway has worked diligently to ensure that his strength and conditioning style reflects Anderson's expectations. Aligning with the #Fastest40 mantra, Petway's workouts are explosive and fast. Petway's training platform is functionally bent and is specific to demands of the game and to the athlete's needs. He works closely with each player to develop individualized strength and conditioning programs.

Prior to joining Anderson and his staff at Arkansas, Petway spent two years as a basketball performance intern at Maryland. While in College Park, Md., Petway worked alongside Kyle Tarp and helped run all workouts in the then-new performance center and monitored each athlete's nutrition and post-workout supplementation.

Petway was also a key contributor in the player development aspect of Maryland's strength and conditioning program, and was mentored by David Adkins who is now the player development assistant for the Washington Wizards.

The Atlanta, Georgia, native earned his degree from the United States Sports Academy in Sports Science in 2013.





DAVE ENGLAND

HEAD ATHLETIC TRAINER

31ST SEASON

Dave England has been a full-time athletic trainer with the Razorbacks since 1984 and he is currently the head athletic trainer for the Arkansas men's basketball program. He also works with baseball, men's and women's tennis, men's golf and the Razorback spirit squads.

In 2016, he was honored by the Southeastern Conference with the Chris Patrick Award, an honor handed out annually to the most outstanding athletic trainer in the SEC. In 2004, England received the District 6 Athletic Trainer Service Award from the National Athletic Trainers Association. He was honored in 2000 as the Arkansas Athletic Trainers' Association Trainer of the Year.

England also worked at Arkansas as a student and graduate assistant athletic trainer. He returned to Fayetteville, Arkansas following a stint in the St. Louis Cardinals organization.

A 1980 graduate of Arkansas with a Bachelor's of Science degree in education, England worked the 1976 Cotton Bowl and the 1978 Orange Bowl football games as a student athletic trainer. He was a graduate assistant for Dean Weber in 1980-81 and went with the Hogs to the 1980 Hall of Fame Bowl. He also worked with baseball as a student and graduate assistant.

After spending some time in the lower levels of the Cardinals organization, he worked his way up to the position of head trainer for the Cardinals' Double-A team in Little Rock, Arkansas. He returned to the Razorbacks in January 1984 as an assistant and was promoted to head athletic trainer in 1989.

While working with Razorback Basketball, England has been to 17 NCAA tournaments and two NITs. He's made three trips to the Final Four and worked with the 1994 NCAA champions and the 1995 national runner-up. He returned to the College World Series with Razorback Baseball in 1985 and 1987.

While working with football, he has been to the Liberty and Cotton bowls twice, along with trips to the Orange, Holiday and Hall of Fame bowls.

One of the founding members of the Arkansas Athletic Trainers' Association in 1987, England was inducted into the AATA Hall of Fame in 1999.

England has two daughters -- Jennifer and Alyson -- and two granddaughters, Ellie and Sadie. He is married to the former Heather Cullum, the director of guest services for the Razorback Athletic Department.



KIKKO HAYDAR

GRADUATE ASSISTANT

2ND SEASON

Kikko Haydar is in his second year as a graduate assistant with the Razorback men's basketball program in 2016-17. He played overseas with Hekme Basketball Club in Lebanon for one season after graduating from Arkansas in 2014 with a degree in Kinesiology.

Haydar was a four-year letterwinner for the Razorbacks from 2011-14, playing in 63 games with four career starts. He scored 171 points, including a career-high 15 on 4-of-7 field goals, 3-of-6 from beyond the arc and 4-of-4 from the line in a 81-70 win over LSU on Feb. 1, 2014.

He was a team captain for his junior season. Haydar was also a three-time UA Athletic Director's List, a two-time SEC Academic Honor Roll and a UA Academic Champion as a freshman. He earned the SEC Community Service Award as a junior and was only the third student-athlete in Arkansas history to earn a Bodenhamer Fellowship.

Haydar is the son of Adnan and Paula Haydar, who are both professors at Arkansas. He is pursuing an MBA.



RILEY HALL

GRADUATE ASSISTANT

1ST SEASON

Riley Hall is in his first year as a graduate assistant with the Razorback men's basketball program in 2016-17. Prior to coming on staff, Hall served as a student manager from 2013-16.

In his current position, Hall oversees all student managers, supervises practice preparations, directs and sends mailouts for current and future recruits and reviews film breakdown/scouting reports for potential opponents.

The Bryant, Arkansas native graduated from the University of Arkansas in May 2016 with a bachelor's degree in Kinesiology. He is currently pursuing a masters in recreation and sport management.



TERRY MERCER
EXECUTIVE ASSISTANT
39TH SEASON

A major component of the University of Arkansas basketball program, Terry Mercer is in her 39th year as the executive assistant for Razorback basketball in 2016-17. Her friendly demeanor welcomes visitors to the offices at the brand new Basketball Performance Center.

Mercer, whose career has spanned five head coaches, was one of the first people to welcome Mike Anderson back to Fayetteville as the two spent 17 years together in his first stint with the program.

She handles all correspondence for coach Anderson and helps with the administrative details of the Mike Anderson Razorback's Basketball Camp in addition to organizing Anderson's hectic schedule. Other duties include coordinating coach Anderson's speaking engagements and handling the day-to-day business for associate head coach Melvin Watkins.

Mercer has enjoyed the success of the Razorback program, making four trips to the Final Four and 23 NCAA Tournament excursions.

A native of Princeton, N.C., she graduated from Saratoga High School in 1972, she worked for Southern Piping Company in Wilson, N.C., for six years before her husband, Elton, was transferred to Fayetteville.

She and Elton have a daughter, Heather (Husband Ryan), a son, Jacob (Wife Danielle), and four granddaughters Caitlyn (14), Kenleigh (11), Lauren (15) and Laney (8).



AMANDA CREAMER
EXECUTIVE ASSISTANT
6TH SEASON

Amanda Creamer is in her sixth year with the Razorbacks as an executive assistant in 2016-17. Joining the University for a second time, Creamer was a student at Arkansas and later assisted with the recruiting efforts and summer camps for three years before leaving, only to return when Mike Anderson was named head coach.

Prior to returning to her alma mater, Creamer was the executive assistant to Mike Anderson at Missouri. With the Tigers she maintained the day-to-day aspects of the office, handled coach Anderson's schedule and oversaw student workers, among other duties.

Creamer was the office manager for the women's basketball team at Alabama-Birmingham (UAB) for two years before moving to Columbia. In that capacity, she assisted with the statistical crew for home games along with her other day-to-day tasks for the Blazers and their Dragon Club.

A native of Harrison, Ark., Creamer earned her bachelor's degree in journalism from Arkansas in 2000 and is close to earning her masters in the same discipline. In six years with the Razorbacks, she worked as a student assistant in the Women's Communications Office as well as an intern in the men's Sports Information Office. She began her work with men's basketball during the summer of 2001.

In addition to her work in athletic departments, Creamer has also worked with the Columbia (Mo.) Chamber of Commerce in various capacities.

THE MANAGERS



Tyler Sobey
Senior | 4th Year
New Diana, Texas



Velton Kennedy
Senior | 3rd Year
Little Rock, Arkansas



Glen McGann
Senior | 3rd Year
St. Charles, Missouri



J.T. Plummer
Junior | 3rd Year
San Antonio, Texas



Blake Rudolph
Senior | 3rd Year
Chesterfield, Missouri



Jacob Leonard
Sophomore | 1st Year
Flippin, Arkansas



YEAR IN REVIEW



Record Breakdown

At Home (Bud Walton Arena)	13-4
At Home (Verizon Arena)	0-1
On The Road	3-8
Neutral	0-3
White Uniforms	13-5
Cardinal Uniforms	2-10
Anthracite Uniforms	1-1

Halftime/Leads/Overtime

Leading at the half, home	13-0
Leading at the half, road/neutral	3-3
Tied at the half, home	0-1
Trailing at the half, home	0-4
Trailing at the half, road/neutral	0-8
Games decided by 5 points or fewer	3-7
Games decided by 6-10 points	2-3
Leading with 5:00 left	13-4
Leading with 2:00 left	12-3
Overtime games	2-3

Offense

Scoring less than 70 points	1-8
Scoring 70-79 points	3-3
Scoring 80-89 points	7-5
Scoring 90-99 points	4-0
Scoring 100+ points	1-0
2 Players Or less in Double Figures	0-3
3 Players in Double Figures	5-4
4 Players in Double Figures	6-8
5 Players in Double Figures	3-0
7 Players in Double Figures	1-0
1 Player Scores 20 Points	3-4
2 Players Score 20 Points	7-2
When shooting 50 percent or higher	8-0
When shooting less than 50 percent	8-15

Rebounding/Turnovers

When outrebounding opponent	11-5
When outrebounded	3-12
When rebounds are even	2-0
When grabbing 10+ offensive reb	9-12
When forcing 15+ turnovers	4-7
When committing less than 15 turnovers	15-14
When committing 15+ turnovers	1-2

Top Scorers (Includes Ties)

Moses Kingsley	6-4
Anthlon Bell	3-7
Dusty Hannahs	9-6
Jimmy Whitt	0-1

Top Rebounders (Includes Ties)

Moses Kingsley	14-15
Trey Thompson	2-0
Jabril Durham	1-0
Anthlon Bell	1-0
Manuale Waktins	1-0
Keaton Miles	0-1

Days Of The Week

Tuesday	6-1
Wednesday	2-4
Thursday	0-3
Friday	2-2
Saturday	6-6

Months

In November	2-3
In December	4-3
In January	5-4
In February	4-4
In March	1-2

THREE'S COMPANY

Arkansas paced the SEC with three players ranking in the top 11 in the league in points per game as Dusty Hannahs (16.5), Moses Kingsley (15.9) and Anthlon Bell (15.7) led the way in 2015-16. The Razorbacks boasted the only high-major trio in the country averaging over 15 points per game. Hannahs, Kingsley and Bell became the third trio in Razorback history to each score 500-plus points in the same season. They joined Ron Brewer, Sidney Moncrief and Marvin Delph in 1977-78 and Todd Day, Oliver Miller and Lee Mayberry in 1990-91.

EDDIE'S LEGACY

On Saturday Feb. 20, former Arkansas men's basketball head coach Eddie Sutton was honored with a banner recognizing his Hall of Fame career at Bud Walton Arena during a special ceremony at halftime of the Missouri game. Sutton spent 36 years as a NCAA Division I basketball coach and became the first coach to take four schools to the NCAA Tournament. In 1974, Sutton took over the Arkansas program and during the next 11 seasons, he compiled a record of 260-75, including five Southwest Conference championships, nine NCAA tournament appearances and a Final Four appearance in 1978.

HELP YOURSELF

Jabril Durham was one of eight players in the country in 2015-16 with seven double-digit assist games. He had seven of the 19 double-digit assist performances in the SEC and ranked No. 13 in the nation with 6.4 assists per game. Durham was the only player in the country with multiple games of 10 points, 10 assists and five steals during the year. He completed the feat against Northwestern State and Mississippi State.

WELCOME TO THE #SPLASHZONE

- Anthlon Bell and Dusty Hannahs combined to hit 170 three-pointers, making them the No. 1 three-point shooting tandem in the SEC. Bell hit a three-pointer in 31 contests and Hannahs connected in 28 of 32 games.

- Bell's 89 treys tied for the eighth-most in school history for a single season, while his 52 made three-pointers in SEC play tied for the program record with Jannero Pargo, who accomplished the feat in 2002.

- The Razorbacks had the top two single-game three-point field goal percentages in school history in 2015-16, shooting 9-for-13 (.692) against Evansville on Dec. 8 and 16-for-24 (.667) against Mississippi State on Jan. 9.

- The Razorbacks have made at least four three-pointers in 71 of the last 80 games dating back to the 2013-14 season, including 28-of-32 games during the 2015-16 campaign.

- Arkansas has made at least one three-pointer in 906 consecutive games dating back to an 0-for-2 performance against Texas on Jan. 7, 1989.

**Double-Figure Scoring Games**

Player	12-13	13-14	14-15	15-16	Career
Anthlon Bell	5	8	13	27	53
Dusty Hannahs	7	11	--	28	46
Moses Kingsley	--	2	2	30	34
Anton Beard	--	--	8	7	15
Jimmy Whitt	--	--	--	9	9
Jabril Durham	--	--	0	7	7
Willy Kouassi	--	2	3	1	6
Manuale Watkins	--	--	0	6	6
Keaton Miles	2	--	0	1	3
Trey Thompson	--	--	0	2	2

20-Point Scoring Games

Player	12-13	13-14	14-15	15-16	Career
Dusty Hannahs	1	1	--	13	15
Anthlon Bell	0	2	2	8	12
Moses Kingsley	--	0	0	8	8

30-Point Scoring Games

Player	12-13	13-14	14-15	15-16	Career
Dusty Hannahs	0	0	--	1	1

3 + Three-Pointers in a Game

Player	12-13	13-14	14-15	15-16	Career
Anthlon Bell	6	7	10	16	39
Dusty Hannahs	6	4	--	18	28
Anton Beard	--	--	2	1	3
Jabril Durham	--	--	1	1	2

5 + Three-Pointers in a Game

Player	12-13	13-14	14-15	15-16	Career
Anthlon Bell	1	3	2	5	11
Dusty Hannahs	--	1	--	3	4

Double Figure Rebounding Games

Player	12-13	13-14	14-15	15-16	Career
Moses Kingsley	--	1	0	16	17

Double-Doubles

Player	12-13	13-14	14-15	15-16	Career
Moses Kingsley	--	1	0	16	17
Jabril Durham	--	--	0	3	3

5 + Assist Games

Player	12-13	13-14	14-15	15-16	Career
Jabril Durham	--	--	2	25	27
Anton Beard	--	--	3	1	4
Manuale Watkins	--	0	1	1	2
Moses Kingsley	--	0	1	0	1
Anthlon Bell	0	0	0	1	1
Trey Thompson	--	--	0	1	1

3 + Steals in a Game

Player	12-13	13-14	14-15	15-16	Career
Jabril Durham	--	--	0	8	8
Manuale Watkins	--	0	3	3	6
Anton Beard	--	--	4	1	5
Moses Kingsley	--	0	0	3	3
Anthlon Bell	0	0	1	1	2
Dusty Hannahs	0	0	--	1	1

3 + Blocks in a Game

Player	12-13	13-14	14-15	15-16	Career
Moses Kingsley	--	7	5	13	25
Willy Kouassi	3	5	3	1	12
Keaton Miles	0	0	0	4	4
Trey Thompson	--	--	0	2	2

#BEASTMO FOR REAL

Moses Kingsley was the first Razorback in 20 years to record a game of 20 points, 10 rebounds and five blocks, and the junior accomplished the feat twice last season. He was one of four players in the country to reach the stat line multiple times last year. Kingsley scored in double figures in 29 of 31 games and reached the 20-point mark seven times on his way to landing on the All-SEC second team and the SEC All-Defensive team. He finished the regular season as one of five high-major players averaging at least 16.0 points and 9.0 rebounds per game.

A LEGEND IN THE SEC

Former Arkansas great Pat Bradley was named an Allstate® SEC Legend by the Southeastern Conference and was recognized at the 2016 SEC Tournament in Nashville. A four-time letterman from 1996-99, Bradley earned All-SEC honors in 1997 and 1998. He is fifth on Arkansas' career scoring list with 1,765 points, leading the Razorbacks in scoring for three consecutive seasons. He holds the school record for career three-pointers made (366), is 11th on Arkansas' career field goals made list (576) and led the team in free throw shooting all four years. His .858 career free throw percentage is the third-best in school history.

A PERFORMANCE FOR THE AGES

In his SEC Tournament debut, Dusty Hannahs pulled out all the stops against Florida, scoring a career-high 33 points on 12-for-23 shooting and a perfect 7-for-7 performance from behind the arc. It was his 13th 20-point game of the season and the team's first 30-point effort of the year. He joined Razorback legends Todd Day and Corliss Williamson as the only players in program history to ever score 30 points in an SEC Tournament game.

ATTENDANCE AMONG NATION'S BEST

Arkansas continued its mainstay among the national leaders in attendance in 2015-16, averaging 14,879 fans per game to rank No. 12 in the country. The Razorbacks have ranked in the top 15 in national attendance 18 times during the last 23 years and have been in the top 30 every year since Bud Walton Arena opened for the 1993-94 season. Arkansas has turned BWA into one of the most dynamic home court advantages in the country, posting a 317-74 (.810) record since the building opened, including a 134-54 (.712) mark in Southeastern Conference play. Since Head Coach Mike Anderson took over the program and implemented his #Fastest40 style of play prior to the 2011-12 season, the Razorbacks have a remarkable 80-12 record at home, good for an 86.9 winning percentage.



SCHEDULE & RESULTS

DATE	OPPONENT	RESULT	Record (SEC)	ATTEND	HIGH POINTS	HIGH REBOUNDS
Nov. 13	SOUTHERN UNIVERSITY	W, 86-68	1-0	14,158	(22) Kingsley	(12) Kingsley
Nov. 18	AKRON	L, 88-80	1-1	14,041	(23) Bell	(12) Kingsley
Nov. 20	CHARLESTON SOUTHERN	W, 93-75	2-1	14,203	(21) Hannahs	(6) Two Tied
Nov. 26	vs Georgia Tech	L, 83-73	2-2	1,283	(17) Hannahs	(9) Kingsley
Nov. 27	vs Stanford	L, 69-66	2-3	4,156	(17) Bell	(12) Kingsley
Dec. 1	NORTHWESTERN STATE	W, 117-78	3-3	13,984	(21) Two Tied	(10) Kingsley
Dec. 4	at Wake Forest	L, 88-85	3-4	9,488	(15) Two Tied	(7) Kingsley
Dec. 8	EVANSVILLE	W, 89-76	4-4	13,980	(23) Hannahs	(9) Durham
Dec. 12	TENNESSEE TECH	W, 83-57	5-4	14,336	(21) Two Tied	(13) Kingsley
Dec. 19	MERCER@	L, 69-66 (OT)	5-5	9,120	(18) Kingsley	(14) Kingsley
Dec. 22	NORTH FLORIDA	W, 97-72	6-5	14,794	(22) Kingsley	(10) Kingsley
Dec. 30	at Dayton	L, 85-81 (OT)	6-6	13,455	(26) Kingsley	(11) Kingsley
Jan. 2	at No. 20 Texas A&M*	L, 92-69	6-7 (0-1)	11,332	(16) Bell	(7) Kingsley
Jan. 5	VANDERBILT*	W, 90-85 (OT)	7-7 (1-1)	14,179	(26) Bell	(8) Kingsley
Jan. 9	MISSISSIPPI STATE*	W, 82-68	8-7 (2-1)	16,246	(26) Hannahs	(8) Kingsley
Jan. 12	at Missouri*	W, 94-61	9-7 (3-1)	6,627	(24) Kingsley	(5) Kingsley
Jan. 16	at LSU*	L, 76-74	9-8 (3-2)	13,610	(19) Bell	(8) Kingsley
Jan. 21	No. 23 KENTUCKY*	L, 80-66	9-9 (3-3)	18,588	(20) Hannahs	(6) Kingsley
Jan. 23	at Georgia*	L, 76-73 (OT)	9-10 (3-4)	10,523	(24) Hannahs	(10) Kingsley
Jan. 27	No. 5 TEXAS A&M*	W, 74-71	10-10 (4-4)	14,410	(18) Kingsley	(11) Kingsley
Jan. 30	TEXAS TECH^	W, 75-68 (OT)	11-10	15,975	(25) Hannahs	(11) Kingsley
Feb. 3	at Florida*	L, 87-83	11-11 (4-5)	9,013	(24) Bell	(9) Kingsley
Feb. 6	TENNESSEE*	W, 85-67	12-11 (5-5)	15,970	(17) Kingsley	(5) Three Tied
Feb. 9	at Mississippi State*	L, 78-46	12-12 (5-6)	6,272	(11) Whitt	(8) Miles
Feb. 13	at Ole Miss*	L, 76-60	12-13 (5-7)	9,500	(19) Kingsley	(13) Kingsley
Feb. 17	AUBURN*	L, 90-86	12-14 (5-8)	14,351	(21) Bell	(10) Kingsley
Feb. 20	MISSOURI*	W, 84-72	13-14 (6-8)	16,617	(22) Hannahs	(12) Kingsley
Feb. 23	LSU*	W, 85-65	14-14 (7-8)	15,767	(21) Kingsley	(12) Kingsley
Feb. 27	at Tennessee*	W, 75-65	15-14 (8-8)	14,413	(17) Hannahs	(8) Kingsley
March 2	at Alabama*	W, 62-61	16-14 (9-8)	11,533	(19) Kingsley	(8) Kingsley
March 5	SOUTH CAROLINA*	L, 76-61	16-15 (9-9)	17,106	(16) Two Tied	(7) Kingsley
March 10	vs No. 8 Florida%	L, 68-61	16-16	12,270	(33) Hannahs	(14) Kingsley

Home Games in CAPS | ^ = Big 12/SEC Challenge | @ = North Little Rock, Ark. (Verizon Arena) | * = SEC Game | % = SEC Tournament (Nashville, Tenn.)



Senior Jabril Durham was one of eight players in the country in 2015-16 to reach double-digit assists in seven different games. He became the fourth player in program history to eclipse 200 assists in a season, recording 204 helpers in 32 games for 6.4 assists per contest.

POINTS - REBOUNDS - ASSISTS

Date	Opponent	01 Thompson	03 Hannahs	04 Durham	05 Bell	15 Jenkins	21 Watkins	24 Whitt	31 Beard	33 Kingsley	50 Kouassi	55 Miles
Nov. 13	SOUTHERN UNIVERSITY	2-4-1	21-2-2	7-4-10	14-3-1	DNP	3-5-2	12-1-2	DNP	22-12-1	1-3-0	4-4-2
Nov. 18	AKRON	4-7-2	16-0-1	4-5-4	23-1-2	DNP	10-1-2	6-2-3	DNP	17-12-3	0-0-0	0-4-0
Nov. 20	CHARLESTON SOUTHERN	4-6-0	21-2-1	7-4-11	12-1-5	DNP	14-3-2	14-5-1	DNP	15-6-3	1-2-0	5-5-0
Nov. 26	vs Georgia Tech	0-1-0	17-0-2	5-5-6	14-0-0	DNP	5-1-3	10-3-1	DNP	13-9-0	5-2-0	4-3-2
Nov. 27	vs Stanford	DNP	12-4-2	2-2-7	17-2-0	DNP	4-7-3	14-2-1	DNP	12-12-1	0-2-0	5-5-1
Dec. 1	NORTHWESTERN STATE	DNP	21-0-1	14-2-10	17-7-0	3-2-1	8-9-5	10-3-4	DNP	21-10-1	12-9-0	11-3-2
Dec. 4	at Wake Forest	DNP	15-4-1	9-3-8	13-4-1	DNP	14-4-3	6-1-0	DNP	15-7-0	6-1-0	7-4-2
Dec. 8	EVANSVILLE	0-0-1	23-1-1	9-9-7	21-0-1	DNP	10-2-3	7-1-2	DNP	12-8-1	7-3-0	0-1-2
Dec. 12	TENNESSEE TECH	10-7-2	21-2-1	4-5-10	21-0-0	DNP	4-1-3	6-3-4	DNP	10-13-0	3-7-1	4-1-0
Dec. 19	MERCER@	4-3-2	10-5-0	5-5-5	16-3-4	DNP	0-2-0	2-1-2	6-2-0	18-14-1	1-0-0	4-2-0
Dec. 22	NORTH FLORIDA	4-7-5	5-3-1	2-2-7	20-5-3	DNP	11-7-1	6-2-3	13-0-3	22-10-2	7-1-0	7-9-2
Dec. 30	at Dayton	2-3-2	13-2-0	12-2-5	5-5-0	DNP	4-2-2	2-0-0	15-4-5	26-11-0	0-1-0	2-6-0
Jan. 2	at No. 20 Texas A&M*	6-6-1	10-1-0	4-1-5	16-6-2	DNP	10-6-4	8-1-1	2-3-2	11-7-1	2-2-0	0-1-0
Jan. 5	VANDERBILT*	2-3-1	13-5-2	11-3-6	26-3-1	DNP	0-3-1	4-1-1	4-1-0	25-8-0	0-1-0	5-3-1
Jan. 9	MISSISSIPPI STATE*	2-5-0	26-2-1	10-4-12	25-5-0	DNP	0-1-3	0-2-0	3-1-2	13-8-1	0-2-0	3-2-4
Jan. 12	at Missouri*	3-4-3	20-1-1	0-4-6	12-2-0	DNP	4-3-4	15-3-0	14-1-3	24-5-3	2-2-0	0-0-0
Jan. 16	at LSU*	4-7-1	8-1-0	7-0-6	19-3-3	DNP	2-4-1	6-1-0	11-5-2	11-8-2	4-5-0	2-1-0
Jan. 21	No. 23 KENTUCKY*	2-4-3	20-3-0	3-2-5	16-4-0	DNP	2-2-1	0-2-1	5-5-2	13-6-0	0-0-0	5-0-0
Jan. 23	at Georgia*	0-2-0	24-6-1	5-3-6	8-5-0	DNP	2-1-0	0-1-0	18-2-3	11-10-2	1-0-0	4-4-2
Jan. 27	No. 5 TEXAS A&M*	7-1-1	17-2-0	3-2-7	17-1-3	DNP	6-4-0	0-3-2	4-2-0	18-11-3	DNP	2-2-1
Jan. 30	TEXAS TECH^	2-9-2	25-4-2	8-2-5	12-5-1	DNP	9-2-3	2-0-0	0-1-1	17-11-1	0-0-0	0-0-0
Feb. 3	at Florida*	0-5-0	20-4-1	10-4-4	24-1-0	DNP	3-1-2	2-2-2	7-3-2	15-9-2	0-0-0	2-1-0
Feb. 6	TENNESSEE*	5-5-1	13-1-0	5-3-4	12-5-1	DNP	9-5-3	10-2-2	12-4-4	17-5-1	2-4-0	0-0-1
Feb. 9	at Mississippi State*	1-5-0	5-0-1	3-4-0	9-2-1	DNP	3-3-0	11-4-0	6-1-0	4-3-0	2-4-0	2-8-1
Feb. 13	at Ole Miss*	0-1-2	0-0-1	5-2-3	16-1-0	DNP	4-4-1	9-0-1	5-4-3	19-13-1	0-0-0	2-2-0
Feb. 17	AUBURN*	4-1-2	18-4-0	12-4-10	21-3-1	DNP	7-2-3	0-1-2	2-1-3	20-10-0	0-1-0	2-4-0
Feb. 20	MISSOURI*	4-4-1	22-6-2	17-4-6	7-3-2	DNP	6-3-2	7-2-0	3-2-2	15-12-0	1-2-0	2-6-3
Feb. 23	LSU*	13-6-1	17-2-3	3-6-6	12-4-3	DNP	1-1-2	12-1-0	4-1-2	21-12-4	2-1-0	0-0-0
Feb. 27	at Tennessee*	5-7-1	17-4-0	6-5-3	16-2-1	DNP	6-1-3	6-1-0	10-1-1	9-8-4	0-0-0	0-1-0
March 2	at Alabama*	0-2-1	10-1-0	0-3-3	17-2-2	DNP	2-1-2	3-1-0	6-4-0	19-8-0	0-5-0	5-3-3
March 5	SOUTH CAROLINA*	0-6-0	16-2-1	2-5-11	16-2-1	DNP	0-1-1	4-0-0	5-0-0	13-7-1	3-0-0	2-1-0
March 10	vs No. 8 Florida%	0-3-0	33-3-0	4-2-6	8-3-0	DNP	0-4-1	0-1-0	5-5-1	10-14-0	0-0-0	1-5-0

Home Games in CAPS | ^ = Big 12/SEC Challenge | @ = North Little Rock, Ark. (Verizon Arena) | * = SEC Game | % = SEC Tournament (Nashville, Tenn.)



ARKANSAS GAME-BY-GAME STATISTICS

Opponent	Date	Score	W	Total		3-Pointers		Free throws		Rebounds				pf	a	t/o	blk	stl	pts	avg
				fg-fga	pct	3fg-fga	pct	ft-fla	pct	off	def	tot	avg							
SOUTHERN UNIVERSITY	11/13/15	86-68	W	32-66	.485	8-15	.533	14-26	.538	17	26	43	43.0	24	21	14	6	9	86	86.0
AKRON	11/18/15	80-88	L	24-63	.381	6-20	.300	26-32	.813	16	20	36	39.5	23	17	8	4	7	80	83.0
CHARLESTON SOUTHER	11/20/15	93-75	W	32-59	.542	7-13	.538	22-30	.733	10	30	40	39.7	24	23	13	8	6	93	86.3
vs Georgia Tech	11/26/15	73-83	L	26-60	.433	6-14	.429	15-23	.652	9	17	26	36.2	23	14	12	5	6	73	83.0
vs Stanford	11/27/15	66-69	L	23-66	.348	6-17	.353	14-16	.875	19	23	42	37.4	25	15	14	3	7	66	79.6
NORTHWESTERN STATE	12/01/15	117-78	W	44-79	.557	6-15	.400	23-30	.767	15	30	45	38.7	17	24	10	2	13	117	85.8
at Wake Forest	12/04/15	85-88	L	32-69	.464	5-17	.294	16-19	.842	14	19	33	37.9	24	15	8	4	8	85	85.7
EVANSVILLE	12/08/15	89-76	W	28-52	.538	9-13	.692	24-30	.800	6	22	28	36.6	16	18	11	8	10	89	86.1
TENNESSEE TECH	12/12/15	83-57	W	31-62	.500	7-15	.467	14-21	.667	8	35	43	37.3	19	21	10	13	4	83	85.8
MERCER	12/19/15	66-69	Lot	24-63	.381	7-16	.438	11-15	.733	8	32	40	37.6	18	14	12	5	10	66	83.8
NORTH FLORIDA	12/22/15	97-72	W	42-79	.532	4-10	.400	9-16	.563	21	31	52	38.9	20	27	10	6	7	97	85.0
at Dayton	12/30/15	81-85	Lot	28-61	.459	5-15	.333	20-28	.714	10	29	39	38.9	26	14	16	4	4	81	84.7
at Texas A&M	01/02/16	69-92	L	24-59	.407	6-16	.375	15-24	.625	11	27	38	38.8	19	16	15	2	4	69	83.5
VANDERBILT	01/05/16	90-85	Wot	29-71	.408	6-14	.429	26-35	.743	11	25	36	38.6	27	13	8	5	15	90	83.9
MISSISSIPPI STATE	01/09/16	82-68	W	28-56	.500	16-24	.667	10-13	.769	7	30	37	38.5	17	23	16	9	10	82	83.8
at Mizzou	01/12/16	94-61	W	37-59	.627	8-15	.533	12-15	.800	4	24	28	37.9	20	20	6	6	5	94	84.4
at LSU	01/16/16	74-76	L	30-66	.455	7-17	.412	7-11	.636	11	29	40	38.0	24	15	12	6	7	74	83.8
KENTUCKY	01/21/16	66-80	L	22-55	.400	2-12	.167	20-31	.645	12	22	34	37.8	23	12	9	5	3	66	82.8
at Georgia	01/23/16	73-76	Lot	24-61	.393	8-19	.421	17-28	.607	9	28	37	37.7	23	14	12	6	8	73	82.3
TEXAS A&M	01/27/16	74-71	W	25-59	.424	8-21	.381	16-24	.667	8	20	28	37.2	25	17	12	7	7	74	81.9
TEXAS TECH	01/30/16	75-68	Wot	24-57	.421	6-19	.316	21-28	.750	12	25	37	37.2	18	15	10	5	6	75	81.6
at Florida	02/03/16	83-87	L	29-64	.453	10-21	.476	15-20	.750	15	22	37	37.2	27	13	14	1	5	83	81.6
TENNESSEE	02/06/16	85-67	W	30-57	.526	9-22	.409	16-25	.640	15	25	40	37.3	18	17	10	8	9	85	81.8
at Mississippi State	02/09/16	46-78	L	16-72	.222	1-10	.100	13-20	.650	20	19	39	37.4	21	3	10	3	6	46	80.3
at Ole Miss	02/13/16	60-76	L	18-57	.316	4-20	.200	20-26	.769	11	18	29	37.1	23	12	12	2	9	60	79.5
AUBURN	02/17/16	86-90	L	29-66	.439	9-25	.360	19-31	.613	14	20	34	37.0	17	21	12	7	15	86	79.7
MIZZOU	02/20/16	84-72	W	27-67	.403	10-26	.385	20-28	.714	13	34	47	37.3	22	18	7	7	5	84	79.9
LSU	02/23/16	85-65	W	33-61	.541	8-19	.421	11-19	.579	7	31	38	37.4	22	21	13	4	10	85	80.1
at Tennessee	02/27/16	75-65	W	25-52	.481	9-19	.474	16-23	.696	5	28	33	37.2	21	13	9	5	6	75	79.9
at Alabama	03/02/16	62-61	W	24-58	.414	3-11	.273	11-15	.733	15	21	36	37.2	20	11	9	3	3	62	79.3
SOUTH CAROLINA	03/05/16	61-76	L	21-55	.382	8-22	.364	11-21	.524	8	18	26	36.8	15	15	11	5	8	61	78.7
vs Florida	03/10/16	61-68	L	22-61	.361	2-12	.167	15-25	.600	13	32	45	37.1	26	8	12	1	4	61	78.2
Arkansas		2501		883-1992	.443	216-544	.397	519-748	.694	374	812	1186	37.1	687	520	357	165	236	2501	78.2
Opponents		2390		803-1844	.435	231-644	.359	553-790	.700	349	838	1187	37.1	659	447	457	140	165	2390	74.7

Games played: 32
 Points/game: 78.2
 FG Pct: 44.3
 3FG Pct: 39.7
 FT Pct: 69.4

Rebounds/game: 37.1
 Assists/game: 16.3
 Turnovers/game: 11.2
 Assist/turnover ratio: 1.5
 Steals/game: 7.4
 Blocks/game: 5.2



OPPONENT GAME-BY-GAME STATISTICS

Opponent	Date	Score	W	Total		3-Pointers		Free throws		Rebounds				pf	a	t/o	blk	stl	pts	avg
				fg-fga	pct	3fg-fga	pct	ft-fla	pct	off	def	tot	avg							
SOUTHERN UNIVERSITY	11/13/15	86-68	W	22-53	.415	4-12	.333	20-28	.714	7	21	28	28.0	22	9	17	5	8	68	68.0
AKRON	11/18/15	80-88	L	29-57	.509	13-28	.464	17-25	.680	13	24	37	32.5	26	16	12	4	3	88	78.0
CHARLESTON SOUTHER	11/20/15	93-75	W	23-66	.348	12-31	.387	17-26	.654	16	17	33	32.7	25	15	13	1	5	75	77.0
vs Georgia Tech	11/26/15	73-83	L	28-60	.467	8-16	.500	19-27	.704	18	32	50	37.0	20	15	16	2	5	83	78.5
vs Stanford	11/27/15	66-69	L	23-49	.469	4-12	.333	19-32	.594	10	24	34	36.4	19	10	15	3	4	69	76.6
NORTHWESTERN STATE	12/01/15	117-78	W	29-62	.468	10-29	.345	10-16	.625	5	24	29	35.2	24	21	25	5	2	78	76.8
at Wake Forest	12/04/15	85-88	L	31-60	.517	9-22	.409	17-23	.739	13	23	36	35.3	20	18	15	6	1	88	78.4
EVANSVILLE	12/08/15	89-76	W	28-57	.491	3-17	.176	17-19	.895	8	20	28	34.4	23	17	14	6	7	76	78.1
TENNESSEE TECH	12/12/15	83-57	W	20-59	.339	7-24	.292	10-20	.500	9	25	34	34.3	19	13	12	4	3	57	75.8
MERCER	12/19/15	66-69	Lot	24-66	.364	10-25	.400	11-14	.786	11	34	45	35.4	17	12	15	6	6	69	75.1
NORTH FLORIDA	12/22/15	97-72	W	23-59	.390	10-27	.370	16-21	.762	8	20	28	34.7	16	14	14	4	5	72	74.8
at Dayton	12/30/15	81-85	Lot	26-56	.464	8-24	.333	25-36	.694	8	28	36	34.8	28	16	14	6	7	85	75.7
at Texas A&M	01/02/16	69-92	L	32-65	.492	11-26	.423	17-26	.654	11	29	40	35.2	21	20	10	4	11	92	76.9
VANDERBILT	01/05/16	90-85	Wot	26-52	.500	10-20	.500	23-32	.719	6	35	41	35.6	25	20	26	2	1	85	77.5
MISSISSIPPI STATE	01/09/16	82-68	W	24-64	.375	7-22	.318	13-20	.650	15	19	34	35.5	12	13	14	3	6	68	76.9
at Mizzou	01/12/16	94-61	W	19-49	.388	3-15	.200	20-23	.870	8	19	27	35.0	19	8	14	2	3	61	75.9
at LSU	01/16/16	74-76	L	27-58	.466	5-12	.417	17-31	.548	11	26	37	35.1	13	13	10	3	7	76	75.9
KENTUCKY	01/21/16	66-80	L	26-62	.419	5-16	.313	23-30	.767	16	27	43	35.6	25	9	6	9	5	80	76.1
at Georgia	01/23/16	73-76	Lot	26-60	.433	8-20	.400	16-30	.533	13	33	46	36.1	23	13	13	5	6	76	76.1
TEXAS A&M	01/27/16	74-71	W	19-48	.396	5-13	.385	28-35	.800	12	30	42	36.4	25	10	21	2	6	71	75.8
TEXAS TECH	01/30/16	75-68	Wot	26-62	.419	1-13	.077	15-19	.789	13	24	37	36.4	23	7	14	4	7	68	75.5
at Florida	02/03/16	83-87	L	26-51	.510	5-19	.263	30-36	.833	8	23	31	36.2	20	13	13	4	9	87	76.0
TENNESSEE	02/06/16	85-67	W	23-65	.354	10-27	.370	11-17	.647	16	17	33	36.0	18	14	9	5	5	67	75.6
at Mississippi State	02/09/16	46-78	L	27-51	.529	4-12	.333	20-27	.741	10	40	50	36.6	17	16	17	9	4	78	75.7
at Ole Miss	02/13/16	60-76	L	24-60	.400	7-20	.350	21-22	.955	18	29	47	37.0	23	14	18	2	8	76	75.7
AUBURN	02/17/16	86-90	L	33-54	.611	15-23	.652	9-19	.474	7	28	35	37.0	20	18	21	9	6	90	76.3
MIZZOU	02/20/16	84-72	W	25-63	.397	6-23	.261	16-22	.727	8	32	40	37.1	21	18	10	4	3	72	76.1
LSU	02/23/16	85-65	W	20-57	.351	7-24	.292	18-29	.621	10	23	33	36.9	18	15	13	3	7	65	75.7
at Tennessee	02/27/16	75-65	W	25-65	.385	4-21	.190	11-14	.786	15	27	42	37.1	19	13	11	4	2	65	75.3
at Alabama	03/02/16	62-61	W	20-45	.444	6-18	.333	15-23	.652	7	23	30	36.9	14	7	10	8	4	61	74.9
SOUTH CAROLINA	03/05/16	61-76	L	28-55	.509	6-13	.462	14-18	.778	10	31	41	37.0	20	16	13	4	5	76	74.9
vs Florida	03/10/16	61-68	L	21-54	.389	8-20	.400	18-30	.600	9	31	40	37.1	24	14	12	2	4	68	74.7
Opponents		2390		803-1844	.435	231-644	.359	553-790	.700	349	838	1187	37.1	659	447	457	140	165	2390	74.7
Arkansas		2501		883-1992	.443	216-544	.397	519-748	.694	374	812	1186	37.1	687	520	357	165	236	2501	78.2

Games played: 32
Points/game: 74.7
FG Pct: 43.5
3FG Pct: 35.9
FT Pct: 70.0

Rebounds/game: 37.1
Assists/game: 14.0
Turnovers/game: 14.3
Assist/turnover ratio: 1.0
Steals/game: 5.2
Blocks/game: 4.4



2015-16 ARKANSAS OVERALL STATISTICS

#	Player	gp-gs	min	avg	Total		3-Point		F-Throw		Rebounds					pts	avg						
					fg-fga	fg%	3fg-fga	3fg%	ft-fta	ft%	off	def	tot	avg	pf			dq	a	to	blk	stl	
03	Hannahs, Dusty	32-20	866	27.1	174-380	.458	81-187	.433	100-115	.870	19	58	77	2.4	68	0	29	41	0	20	529	16.5	
33	Kingsley, Moses	32-31	945	29.5	183-334	.548	0-0	.000	142-223	.637	103	196	299	9.3	94	4	39	65	76	36	508	15.9	
05	Bell, Anthlon	32-30	918	28.7	172-402	.428	89-202	.441	69-82	.841	22	71	93	2.9	70	1	39	35	7	21	502	15.7	
31	Beard, Anton	23-1	481	20.9	57-164	.348	19-66	.288	27-42	.643	13	40	53	2.3	53	2	41	17	2	24	160	7.0	
04	Durham, Jabril	32-32	890	27.8	59-168	.351	19-67	.284	61-77	.792	15	96	111	3.5	70	1	204	57	2	52	198	6.2	
24	Whitt, Jimmy	32-10	550	17.2	75-194	.387	6-16	.375	38-48	.792	11	42	53	1.7	66	0	35	31	6	20	194	6.1	
21	Watkins, Manuale	32-9	629	19.7	69-145	.476	0-1	.000	25-46	.543	29	67	96	3.0	55	1	66	24	3	28	163	5.1	
01	Thompson, Trey	29-1	503	17.3	37-61	.607	0-0	.000	16-31	.516	28	96	124	4.3	88	6	36	33	27	13	90	3.1	
15	Jenkins, Lorenzo	1-0	7	7.0	1-4	.250	1-1	1.000	0-0	.000	0	2	2	2.0	0	0	1	0	0	0	3	3.0	
55	Miles, Keaton	32-24	480	15.0	35-103	.340	1-4	.250	21-48	.438	35	56	91	2.8	82	1	29	34	23	19	92	2.9	
50	Kouassi, Willy	31-2	255	8.2	21-36	.583	0-0	.000	20-36	.556	25	35	60	1.9	41	0	1	10	19	3	62	2.0	
14	Simmons, Tristan	2-0	0	0.0	0-0	.000	0-0	.000	0-0	.000	0	0	0	0.0	0	0	0	0	0	0	0	0.0	
02	Mosiman, Jake	2-0	1	0.5	0-1	.000	0-0	.000	0-0	.000	0	0	0	0.0	0	0	0	0	0	0	0	0.0	
Team											74	53	127										
Total.....		32	6525		883-1992	.443	216-544	.397	519-748	.694	374	812	1186	37.1	687	16	520	357	165	236	2501	78.2	
Opponents.....		32	6525		803-1844	.435	231-644	.359	553-790	.700	349	838	1187	37.1	659	-	447	457	140	165	2390	74.7	

Score by Periods	1st	2nd	OT	Totals
Arkansas	1148	1295	58	2501
Opponents	1081	1253	56	2390

2015-16 ARKANSAS SEC-ONLY STATISTICS

#	Player	gp-gs	min	avg	Total		3-Point		F-Throw		Rebounds					pts	avg						
					fg-fga	fg%	3fg-fga	3fg%	ft-fta	ft%	off	def	tot	avg	pf			dq	a	to	blk	stl	
05	Bell, Anthlon	18-18	517	28.7	96-224	.429	52-113	.460	45-49	.918	12	42	54	3.0	37	0	21	23	4	14	289	16.1	
33	Kingsley, Moses	18-17	537	29.8	99-181	.547	0-0	.000	80-134	.597	46	104	150	8.3	51	1	25	40	40	23	278	15.4	
03	Hannahs, Dusty	18-16	494	27.4	92-205	.449	47-107	.439	45-57	.789	14	31	45	2.5	38	0	14	18	0	13	276	15.3	
31	Beard, Anton	18-1	375	20.8	43-125	.344	12-51	.235	23-34	.676	10	31	41	2.3	39	1	31	14	2	18	121	6.7	
04	Durham, Jabril	18-18	460	25.6	31-94	.330	14-44	.318	30-40	.750	10	49	59	3.3	42	1	103	24	1	27	106	5.9	
24	Whitt, Jimmy	18-0	248	13.8	36-89	.404	6-15	.400	19-25	.760	7	21	28	1.6	31	0	12	16	2	8	97	5.4	
21	Watkins, Manuale	18-6	306	17.0	29-74	.392	0-1	.000	9-17	.529	9	37	46	2.6	31	1	33	15	1	12	67	3.7	
01	Thompson, Trey	18-0	331	18.4	22-36	.611	0-0	.000	14-23	.609	21	53	74	4.1	56	4	19	23	18	8	58	3.2	
55	Miles, Keaton	18-12	264	14.7	15-49	.306	1-2	.500	7-20	.350	13	26	39	2.2	43	0	16	13	18	11	38	2.1	
50	Kouassi, Willy	17-2	118	6.9	8-18	.444	0-0	.000	3-10	.300	16	13	29	1.7	16	0	0	4	5	1	19	1.1	
02	Mosiman, Jake	1-0	0	0.0	0-0	.000	0-0	.000	0-0	.000	0	0	0	0.0	0	0	0	0	0	0	0	0.0	
14	Simmons, Tristan	1-0	0	0.0	0-0	.000	0-0	.000	0-0	.000	0	0	0	0.0	0	0	0	0	0	0	0	0.0	
Team											38	34	72										
Total.....		18	3650		471-1095	.430	132-333	.396	275-409	.672	196	441	637	35.4	384	8	274	197	91	135	1349	74.9	
Opponents.....		18	3650		450-1024	.439	124-344	.360	322-454	.709	201	491	692	38.4	353	-	250	249	82	98	1346	74.8	

Score by Periods	1st	2nd	OT	Totals
Arkansas	622	705	22	1349
Opponents	621	705	20	1346



ARKANSAS >> GAME HIGHS

POINTS	117	NORTHWESTERN STATE (12/01/15)
	97	NORTH FLORIDA (12/22/15)
FIELD GOALS MADE	44	NORTHWESTERN STATE (12/01/15)
	42	NORTH FLORIDA (12/22/15)
FIELD GOAL ATTEMPTS	79	NORTH FLORIDA (12/22/15)
	79	NORTHWESTERN STATE (12/01/15)
FIELD GOAL PERCENTAGE	.627 (37-59)	at Mizzou (01/12/16)
	.557 (44-79)	NORTHWESTERN STATE (12/01/15)
3 PT FIELD GOALS MADE	16	MISSISSIPPI STATE (01/09/16)
	10	MIZZOU (02/20/16)
	10	at Florida (02/03/16)
3 PT FG ATTEMPTS	26	MIZZOU (02/20/16)
	25	AUBURN (02/17/16)
3 PT FG PERCENTAGE	.692 (9-13)	EVANSVILLE (12/08/15)
	.667 (16-24)	MISSISSIPPI STATE (01/09/16)
FREE THROWS MADE	26	VANDERBILT (01/05/16)
	26	AKRON (11/18/15)
FREE THROW ATTEMPTS	35	VANDERBILT (01/05/16)
	32	AKRON (11/18/15)
FREE THROW PERCENTAGE	.875 (14-16)	vs Stanford (11/27/15)
	.842 (16-19)	at Wake Forest (12/04/15)
REBOUNDS	52	NORTH FLORIDA (12/22/15)
	47	MIZZOU (02/20/16)
ASSISTS	27	NORTH FLORIDA (12/22/15)
	24	NORTHWESTERN STATE (12/01/15)
STEALS	15	AUBURN (02/17/16)
	15	VANDERBILT (01/05/16)
BLOCKED SHOTS	13	TENNESSEE TECH (12/12/15)
	9	MISSISSIPPI STATE (01/09/16)
TURNOVERS	16	MISSISSIPPI STATE (01/09/16)
	16	at Dayton (12/30/15)
FOULS	27	at Florida (02/03/16)
	27	VANDERBILT (01/05/16)

ARKANSAS >> GAME LOWS

POINTS	46	at Mississippi State (02/09/16)
	60	at Ole Miss (02/13/16)
FIELD GOALS MADE	16	at Mississippi State (02/09/16)
	18	at Ole Miss (02/13/16)
FIELD GOAL ATTEMPTS	52	EVANSVILLE (12/08/15)
	52	at Tennessee (02/27/16)
FIELD GOAL PERCENTAGE	.222 (16-72)	at Mississippi State (02/09/16)
	.316 (18-57)	at Ole Miss (02/13/16)
3 PT FIELD GOALS MADE	1	at Mississippi State (02/09/16)
	2	KENTUCKY (01/21/16)
	2	vs Florida (03/10/16)
3 PT FG ATTEMPTS	10	NORTH FLORIDA (12/22/15)
	10	at Mississippi State (02/09/16)
3 PT FG PERCENTAGE	.100 (1-10)	at Mississippi State (02/09/16)
	.167 (2-12)	KENTUCKY (01/21/16)
	.167 (2-12)	vs Florida (03/10/16)
FREE THROWS MADE	7	at LSU (01/16/16)
	9	NORTH FLORIDA (12/22/15)
FREE THROW ATTEMPTS	11	at LSU (01/16/16)
	13	MISSISSIPPI STATE (01/09/16)
FREE THROW PERCENTAGE	.524 (11-21)	SOUTH CAROLINA (03/05/16)
	.538 (14-26)	SOUTHERN UNIVERSITY (11/13/15)
REBOUNDS	26	vs Georgia Tech (11/26/15)
	26	SOUTH CAROLINA (03/05/16)
ASSISTS	3	at Mississippi State (02/09/16)
	8	vs Florida (03/10/16)
STEALS	3	KENTUCKY (01/21/16)
	3	at Alabama (03/02/16)
BLOCKED SHOTS	1	at Florida (02/03/16)
	1	vs Florida (03/10/16)
TURNOVERS	6	at Mizzou (01/12/16)
	7	MIZZOU (02/20/16)
FOULS	15	SOUTH CAROLINA (03/05/16)
	16	EVANSVILLE (12/08/15)

INDIVIDUAL >> GAME HIGHS

Points	33	Hannahs, Dusty vs Florida (03/10/16)
	26	Hannahs, Dusty vs Mississippi State (01/09/16)
	26	Bell, Anthlon vs Vanderbilt (01/05/16)
	26	Kingsley, Moses at Dayton (12/30/15)
	25	Hannahs, Dusty vs Texas Tech (01/30/16)
	25	Bell, Anthlon vs Mississippi State (01/09/16)
	25	Kingsley, Moses vs Vanderbilt (01/05/16)
Field Goals Made	12	Hannahs, Dusty vs Florida (03/10/16)
	11	Kingsley, Moses vs North Florida (12/22/15)
Field Goal Att.	23	Hannahs, Dusty vs Florida (03/10/16)
	20	Bell, Anthlon vs Akron (11/18/15)
FG Pct (min 5 made)	1.000 (8-8)	Kingsley, Moses at Mizzou (01/12/16)
	1.000 (8-8)	Kingsley, Moses vs Southern University (11/13/15)
	1.000 (6-6)	Thompson, Trey vs LSU (02/23/16)
3-Point FG Made	8	Hannahs, Dusty vs Mississippi State (01/09/16)
	6	Bell, Anthlon vs Vanderbilt (01/05/16)
3-Point FG Att.	13	Hannahs, Dusty vs Mississippi State (01/09/16)
	13	Bell, Anthlon vs Akron (11/18/15)
3-Pt FG Pct (min 2 made)	1.000 (5-5)	Hannahs, Dusty vs Charleston Southern (11/20/15)
	1.000 (2-2)	Whitt, Jimmy vs Tennessee (02/06/16)
Free Throws Made	10	Hannahs, Dusty vs Evansville (12/08/15)
	9	Kingsley, Moses vs LSU (02/23/16)
	9	Hannahs, Dusty vs Vanderbilt (01/05/16)
Free Throw Att.	14	Kingsley, Moses vs Auburn (02/17/16)
	13	Kingsley, Moses vs LSU (02/23/16)
FT Pct (min 3 made)	1.000 (10-10)	Hannahs, Dusty vs Evansville (12/08/15)
	1.000 (8-8)	Hannahs, Dusty vs Texas Tech (01/30/16)
	1.000 (7-7)	Hannahs, Dusty vs Florida (03/10/16)
	1.000 (7-7)	Bell, Anthlon at Ole Miss (02/13/16)
	1.000 (6-6)	Bell, Anthlon at Alabama (03/02/16)
	1.000 (5-5)	Hannahs, Dusty vs Georgia Tech (11/26/15)
	1.000 (5-5)	Hannahs, Dusty vs Akron (11/18/15)
	1.000 (4-4)	Bell, Anthlon vs Mizzou (02/20/16)
	1.000 (4-4)	Whitt, Jimmy vs Mizzou (02/20/16)
	1.000 (4-4)	Hannahs, Dusty vs Mizzou (02/20/16)
	1.000 (4-4)	Durham, Jabril vs Texas Tech (01/30/16)
	1.000 (4-4)	Hannahs, Dusty vs Texas A&M (01/27/16)
	1.000 (4-4)	Kouassi, Willy at Wake Forest (12/04/15)
	1.000 (4-4)	Bell, Anthlon vs Northwestern State (12/01/15)
	1.000 (4-4)	Kingsley, Moses vs Stanford (11/27/15)
	1.000 (4-4)	Watkins, Manuale vs Charleston Southern (11/20/15)
	1.000 (4-4)	Durham, Jabril vs Akron (11/18/15)
	1.000 (4-4)	Hannahs, Dusty vs Southern University (11/13/15)
	1.000 (3-3)	Hannahs, Dusty vs South Carolina (03/05/16)
	1.000 (3-3)	Beard, Anton at Tennessee (02/27/16)
	1.000 (3-3)	Watkins, Manuale vs Auburn (02/17/16)
	1.000 (3-3)	Whitt, Jimmy at Ole Miss (02/13/16)
	1.000 (3-3)	Hannahs, Dusty at Florida (02/03/16)
	1.000 (3-3)	Watkins, Manuale vs Texas Tech (01/30/16)
Rebounds	14	Kingsley, Moses vs Florida (03/10/16)
	14	Kingsley, Moses vs Mercer (12/19/15)
Assists	12	Durham, Jabril vs Mississippi State (01/09/16)
	11	Durham, Jabril vs South Carolina (03/05/16)
	11	Durham, Jabril vs Charleston Southern (11/20/15)
Steals	6	Durham, Jabril vs Mississippi State (01/09/16)
	5	Durham, Jabril vs Mercer (12/19/15)
	5	Durham, Jabril vs Northwestern State (12/01/15)
Blocked Shots	8	Kingsley, Moses vs Tennessee Tech (12/12/15)
	5	Kingsley, Moses vs North Florida (12/22/15)
	5	Kingsley, Moses vs Southern University (11/13/15)
Turnovers	6	Durham, Jabril vs Southern University (11/13/15)
	5	Kingsley, Moses at Ole Miss (02/13/16)
	5	Kingsley, Moses at Florida (02/03/16)
	5	Hannahs, Dusty at Dayton (12/30/15)
Minutes	40	Hannahs, Dusty vs Texas Tech (01/30/16)
	40	Kingsley, Moses at Dayton (12/30/15)
	39	Bell, Anthlon vs Texas Tech (01/30/16)
	39	Kingsley, Moses vs Mercer (12/19/15)
	38	Kingsley, Moses vs Vanderbilt (01/05/16)



LEADS & DEFICITS

Date	Opponent	Largest Lead	Largest Deficit	Time Led	Time Trailed	Time Tied	Outcome
11/13	Southern University	21 (2nd - 2:03)	1 (1st - 19:21)	37:31	2:16	0:13	W, 86-68
11/18	Akron	None	14 (2nd - 5:58)	0:00	39:09	0:51	L, 88-80
11/20	Charleston Southern	29 (2nd - 11:12)	1 (1st - 18:53)	38:45	0:00	1:15	W, 93-75
11/26	vs Georgia Tech	2 (1st - 2:58)	10 (1st - 9:09)	0:33	37:44	1:43	L, 83-73
11/27	vs Stanford	20 (1st - 10:35)	3 (2nd - 0:03)	38:41	0:38	0:41	L, 69-66
12/1	Northwestern State	46 (2nd - 6:46)	4 (1st - 17:28)	35:49	2:27	1:44	W, 117-78
12/04	at Wake Forest	2 (1st - 19:38)	14 (2nd - 18:15)	1:16	36:20	2:24	L, 88-85
12/08	Evansville	16 (2nd - 15:39)	8 (1st - 14:47)	28:20	9:09	2:31	W, 89-76
12/12	Tennessee Tech	26 (2nd - 1:19)	3 (1st - 19:46)	37:46	1:31	0:43	W, 83-57
12/19	Mercer@	5 (2nd - 17:19)	13 (2nd - 9:36)	5:46	31:07	8:07	L, 69-66 (OT)
12/22	North Florida	25 (2nd - 0:06)	None	39:39	0:00	0:21	W, 97-72
12/30	at Dayton	4 (OT - 2:39)	23 (1st - 9:46)	4:25	34:55	5:40	L, 85-81 (OT)
01/02	at #20 Texas A&M*	1 (1st - 11:01)	29 (2nd - 12:10)	0:30	38:50	0:40	L, 92-69
01/05	Vanderbilt*	13 (2nd - 18:48)	6 (1st - 17:12)	21:21	18:01	5:36	W, 90-85 (OT)
01/09	Mississippi State*	17 (2nd - 2:21)	2 (1st - 19:42)	36:58	2:00	1:02	W, 82-68
01/12	at Missouri*	33 (2nd - 0:48)	None	39:42	0:00	0:18	W, 94-61
01/16	at LSU*	7 (1st - 2:40)	6 (1st - 15:46)	15:18	16:36	8:06	L, 76-74
01/21	#23 Kentucky*	1 (1st - 19:34)	18 (2nd - 9:15)	0:28	38:45	0:26	L, 80-66
01/23	at Georgia*	8 (1st - 14:53)	8 (2nd - 12:40)	16:54	22:34	5:16	L, 76-73 (OT)
01/27	#5 Texas A&M*	10 (1st - 6:52)	1 (2nd - 13:33)	36:14	1:07	2:39	W, 74-71
01/30	Texas Tech^	11 (2nd - 13:42)	12 (1st - 11:31)	16:34	24:44	3:42	W, 75-68 (OT)
02/03	at Florida*	5 (1st - 18:08)	12 (2nd - 4:51)	3:37	33:02	3:21	L, 87-83
02/06	Tennessee*	24 (2nd - 4:23)	None	39:31	0:00	0:29	W, 85-67
02/09	at Mississippi State*	1 (1st - 14:17)	35 (2nd - 2:52)	0:09	38:48	1:03	L, 78-46
02/13	at Ole Miss*	11 (1st - 9:56)	18 (2nd - 1:00)	15:45	21:35	2:40	L, 76-40
02/17	Auburn*	9 (2nd - 13:55)	7 (1st - 10:22)	18:04	15:14	6:42	L, 90-86
02/20	Missouri*	17 (1st - 2:02)	None	39:51	0:00	0:09	W, 84-72
02/23	LSU*	20 (2nd - 2:49)	3 (1st - 16:23)	34:20	4:28	1:12	W, 85-65
02/27	at Tennessee*	11 (2nd - 9:03)	4 (1st - 19:06)	35:08	3:29	1:23	W, 75-65
03/02	at Alabama*	7 (1st - 0:00)	4 (1st - 12:16)	16:43	12:43	10:34	W, 62-61
03/05	South Carolina*	4 (1st - 18:01)	27 (2nd - 15:04)	3:09	34:05	2:45	L, 76-61
03/10	Florida%	4 (1st - 14:03)	11 (2nd - 16:22)	7:23	27:26	5:08	L, 68-61

@ = North Little Rock, Ark. (Verizon Arena) | ^ = Big 12/SEC Challenge | * = SEC Game | % = SEC Tournament (Nashville, Tenn.)

PLUS/MINUS STATISTICS

Player	Minutes	PF	PA	+/-	+-/40	Gms	+-/Gm
Hannahs, Dusty	862:10	1771	1607	+164	+7.61	32	+5.12
Bell, Anthlon	920:04	1878	1750	+128	+5.56	32	+4.00
Durham, Jabril	887:52	1774	1658	+116	+5.23	32	+3.62
Thompson, Trey	487:18	900	829	+71	+5.83	29	+2.45
Kouassi, Willy	250:48	486	431	+55	+8.77	31	+1.77
Kingsley, Moses	937:46	1828	1784	+44	+1.88	32	+1.38
Miles, Keaton	480:04	861	842	+19	+1.58	32	+0.59
Watkins, Manuale	626:23	1154	1157	-3	-0.19	32	-0.09
Whitt, Jimmy	549:27	987	990	-3	-0.22	32	-0.09
Beard, Anton	478:47	833	865	-32	-2.67	23	-1.39

Total +/-: +552



STARTING LINEUPS

Date	Opponent	G	G	G	F	F	Outcome
11/13	Southern University	Hannahs	Durham	Whitt	Kingsley	Miles	W, 86-68
11/18	Akron	Hannahs	Durham	Whitt	Kingsley	Thompson	L, 88-80
11/20	Charleston Southern	Bell	Durham	Whitt	Kingsley	Miles	W, 93-75
11/26	vs Georgia Tech	Bell	Durham	Whitt	Kingsley	Miles	L, 83-73
11/27	vs Stanford	Bell	Durham	Whitt	Kingsley	Miles	L, 69-66
12/1	Northwestern State	Bell	Durham	Whitt	Kingsley	Miles	W, 117-78
12/04	at Wake Forest	Bell	Durham	Whitt	Kingsley	Miles	L, 88-85
12/08	Evansville	Bell	Durham	Whitt	Kingsley	Miles	W, 89-76
12/12	Tennessee Tech	Bell	Durham	Whitt	Kingsley	Miles	W, 83-57
12/19	Mercer@	Bell	Durham	Whitt	Kingsley	Miles	L, 69-66 (OT)
12/22	North Florida	Bell	Durham	Watkins	Kingsley	Miles	W, 97-72
12/30	at Dayton	Bell	Durham	Watkins	Kingsley	Miles	L, 85-81 (OT)
01/02	at #20 Texas A&M*	Bell	Durham	Watkins	Kingsley	Miles	L, 92-69
01/05	Vanderbilt*	Bell	Durham	Hannahs	Kingsley	Miles	W, 90-85 (OT)
01/09	Mississippi State*	Bell	Durham	Hannahs	Kingsley	Miles	W, 82-68
01/12	at Missouri*	Bell	Durham	Hannahs	Kingsley	Miles	W, 94-61
01/16	at LSU*	Bell	Durham	Hannahs	Kingsley	Miles	L, 76-74
01/21	#23 Kentucky*	Bell	Durham	Hannahs	Kingsley	Miles	L, 80-66
01/23	at Georgia*	Bell	Durham	Hannahs	Kingsley	Miles	L, 76-73 (OT)
01/27	#5 Texas A&M*	Bell	Durham	Hannahs	Kingsley	Watkins	W, 74-71
01/30	Texas Tech^	Bell	Durham	Hannahs	Kingsley	Watkins	W, 75-68 (OT)
02/03	at Florida*	Bell	Durham	Hannahs	Kingsley	Watkins	L, 87-83
02/06	Tennessee*	Bell	Durham	Hannahs	Kouassi	Watkins	W, 85-67
02/09	at Mississippi State*	Bell	Durham	Hannahs	Kingsley	Watkins	L, 78-46
02/13	at Ole Miss*	Bell	Durham	Hannahs	Kingsley	Watkins	L, 76-60
02/17	Auburn*	Bell	Durham	Beard	Kingsley	Kouassi	L, 90-86
02/20	Missouri*	Bell	Durham	Hannahs	Kingsley	Miles	W, 84-72
02/23	LSU*	Bell	Durham	Hannahs	Kingsley	Miles	W, 85-65
02/27	at Tennessee*	Bell	Durham	Hannahs	Kingsley	Miles	W, 75-65
03/02	at Alabama*	Bell	Durham	Hannahs	Kingsley	Miles	W, 62-61
03/05	South Carolina*	Bell	Durham	Hannahs	Kingsley	Miles	L, 76-61
03/10	vs Florida%	Bell	Durham	Hannahs	Kingsley	Miles	L, 68-61

@ = North Little Rock, Ark. (Verizon Arena) | ^ = Big 12/SEC Challenge | * = SEC Game | % = SEC Tournament (Nashville, Tenn.)





GAME 13

Arkansas vs No. 20 Texas A&M
Jan. 2, 2016 at College Station, Texas (Reed Arena)

Arkansas 69 • 6-7, 0-1 SEC

Table with columns: #, Player, Total, 3-Ptr, Rebounds, PF, TP, A TO Blk Stl, Min. Rows include Durham, Jabril; Bell, Anthlon; Watkins, Manuale; Kingsley, Moses; Miles, Keaton; Thompson, Trey; Hannahs, Dusty; Whitt, Jimmy; Beard, Anton; Kouassi, Willy; Team; Totals.

FG % 1st Half: 10-31 32.3% 2nd half: 14-28 50.0% Game: 24-59 40.7%
3FG % 1st Half: 0-7 0.0% 2nd half: 6-9 66.7% Game: 6-16 37.5%
FT % 1st Half: 6-9 66.7% 2nd half: 9-15 60.0% Game: 15-24 62.5%

Texas A&M 92 • 11-2, 1-0 SEC

Table with columns: #, Player, Total, 3-Ptr, Rebounds, PF, TP, A TO Blk Stl, Min. Rows include Anthony Collins; Jalen Jones; Alex Caruso; Danuel House; Tyler Davis; DJ Hogg; Admon Gilder; Tony Trocha-Morelos; Juan Aparicio; Frank Byers; Kyle Dobbins; TJ Distefano; Tavarion Miller; Team; Totals.

FG % 1st Half: 14-34 41.2% 2nd half: 18-31 58.1% Game: 32-65 49.2%
3FG % 1st Half: 7-16 43.8% 2nd half: 4-10 40.0% Game: 11-26 42.3%
FT % 1st Half: 12-13 92.3% 2nd half: 5-13 38.5% Game: 17-26 65.4%

Officials: Antinio Petty, Tony Henderson, Sean Casey
Technical fouls: Arkansas-None. Texas A&M-None.
Attendance: 11332

Score by periods table with columns: 1st, 2nd, Total. Rows for Arkansas (26, 43, 69) and Texas A&M (47, 45, 92).

Points in Paint table with columns: In, Off, 2nd, Fast, Bench. Rows for Arkansas (30, 8, 14, 6, 28) and TAMU (38, 22, 6, 19, 31).

Last FG - AR 2nd-00:25, TAMU 2nd-00:17.
Largest lead - AR by 1 1st-11:01, TAMU by 29 2nd-12:10.
AR led for 00:30. TAMU led for 38:50. Game was tied for 00:40.

Score tied - 1 time.
Lead changed - 2 times.

GAME 15

Mississippi State vs Arkansas
Jan. 9, 2016 at Fayetteville, Ark. (Bud Walton Arena)

Mississippi State 68 • 7-7, 0-2 SEC

Table with columns: #, Player, Total, 3-Ptr, Rebounds, PF, TP, A TO Blk Stl, Min. Rows include Gavin Ware; Malik Newman; I.J. Ready; Travis Daniels; Craig Sword; Fred Thomas; Johnny Zuppardo; Q. Weatherspoon; Aric Holman; Team; Totals.

FG % 1st Half: 13-32 40.6% 2nd half: 11-32 34.4% Game: 24-64 37.5%
3FG % 1st Half: 4-10 40.0% 2nd half: 4-12 25.0% Game: 7-22 31.8%
FT % 1st Half: 2-6 33.3% 2nd half: 1-14 7.6% Game: 13-20 65.0%

Arkansas 82 • 8-7, 2-1 SEC

Table with columns: #, Player, Total, 3-Ptr, Rebounds, PF, TP, A TO Blk Stl, Min. Rows include Kingsley, Moses; Miles, Keaton; Hannahs, Dusty; Durham, Jabril; Bell, Anthlon; Thompson, Trey; Watkins, Manuale; Whitt, Jimmy; Beard, Anton; Kouassi, Willy; Team; Totals.

FG % 1st Half: 13-27 48.1% 2nd half: 15-29 51.7% Game: 28-56 50.0%
3FG % 1st Half: 8-13 61.5% 2nd half: 8-11 72.7% Game: 16-24 66.7%
FT % 1st Half: 2-4 50.0% 2nd half: 8-9 88.9% Game: 10-13 76.9%

Officials: Anthony Jordan, Brian Shey, Kevin Fehr
Technical fouls: Mississippi State-None. Arkansas-None.
Attendance: 16246
Estimated Actual Attendance: 11157

Score by periods table with columns: 1st, 2nd, Total. Rows for Mississippi State (32, 36, 68) and Arkansas (36, 46, 82).

Points in Paint table with columns: In, Off, 2nd, Fast, Bench. Rows for MS (28, 22, 14, 6, 13) and AR (36, 20, 5, 2, 5).

Last FG - MS 2nd-00:43, AR 2nd-00:51.
Largest lead - MS by 2 1st-19:42, AR by 17 2nd-02:21.
MS led for 02:00. AR led for 36:58. Game was tied for 01:02.

Score tied - 2 times.
Lead changed - 7 times.

GAME 14

Vanderbilt vs Arkansas
Jan. 5, 2016 at Fayetteville, Ark. (Bud Walton Arena)

Vanderbilt 85 • 8-6, 0-2 SEC

Table with columns: #, Player, Total, 3-Ptr, Rebounds, PF, TP, A TO Blk Stl, Min. Rows include ROBERSON, Jeff; JONES, Damian; BALDWIN IV, Wade; FISHER-DAVIS, Matthe; LACHANCE, Riley; JUSTICE, Camron; TOYE, Joe; KORNET, Luke; JOSEPHS, Carter; CRESSLER, Nolan; HENDERSON, Josh; Team; Totals.

FG % 1st Half: 11-23 47.8% 2nd half: 13-23 56.5% OT: 2-6 33.3% Game: 26-52 50.0%
3FG % 1st Half: 6-11 54.5% 2nd half: 3-6 50.0% OT: 1-3 33.3% Game: 10-20 50.0%
FT % 1st Half: 4-6 66.7% 2nd half: 16-22 72.7% OT: 3-4 75.0% Game: 23-32 71.9%

Arkansas 90 • 7-7, 1-1 SEC

Table with columns: #, Player, Total, 3-Ptr, Rebounds, PF, TP, A TO Blk Stl, Min. Rows include Kingsley, Moses; Miles, Keaton; Hannahs, Dusty; Durham, Jabril; Bell, Anthlon; Thompson, Trey; Watkins, Manuale; Whitt, Jimmy; Beard, Anton; Kouassi, Willy; Team; Totals.

FG % 1st Half: 13-33 39.4% 2nd half: 13-32 40.6% OT: 3-6 50.0% Game: 29-71 40.8%
3FG % 1st Half: 3-7 42.9% 2nd half: 3-6 50.0% OT: 0-1 0.0% Game: 6-14 42.9%
FT % 1st Half: 11-13 84.6% 2nd half: 8-13 61.5% OT: 7-9 77.8% Game: 26-35 74.3%

Officials: Mike Nance, Lee Cassell, Olandis Poole
Technical fouls: Vanderbilt-None. Arkansas-None.
Attendance: 14179
Estimated Actual Attendance: 6,387
Fouled out: Vanderbilt #30, Jones (1:05 OT); #04, Baldwin IV (0:05:2 OT)

Score by periods table with columns: 1st, 2nd, OT, Total. Rows for Vanderbilt (32, 45, 8, 85) and Arkansas (40, 37, 13, 90).

Points in Paint table with columns: In, Off, 2nd, Fast, Bench. Rows for VU (24, 9, 10, 7, 13) and AR (38, 29, 16, 11, 10).

Last FG - VU OT-00:52, AR OT-00:33.
Largest lead - VU by 6 1st-17:12, AR by 13 2nd-18:48.
VU led for 18:01. AR led for 21:21. Game was tied for 05:36.

Score tied - 13 times.
Lead changed - 15 times.



Anthlon Bell (left) and Dusty Hannahs (right) caught fire on the same night against Mississippi State on Jan. 9, combining to go 13-of-20 from behind the arc as Arkansas sank 16-of-24 (.667) three-pointers.



GAME 19

Arkansas vs Georgia
Jan. 23, 2016 at Athens, Ga. (Stegeman Coliseum)

Arkansas 73 • 9-10, 3-4

Table with columns for Player, Total, 3-Ptr, Rebounds, PF, TP, A TO Blk Stl, Min. Lists stats for Kingsley, Moses; Miles, Keaton; Hannahs, Dusty; Durham, Jabril; Bell, Anthon; Thompson, Trey; Watkins, Manuale; Whitt, Jimmy; Beard, Anton; Kouassi, Willy.

FG % 1st Half: 9-28 32.1% 2nd half: 13-25 52.0% OT: 2-8 25.0% Game: 24-61 39.3%
3FG % 1st Half: 4-10 40.0% 2nd half: 4-7 57.1% OT: 0-2 0.0% Game: 8-19 42.1%
FT % 1st Half: 3-4 75.0% 2nd half: 9-16 56.3% OT: 5-8 62.5% Game: 17-28 60.7%

Georgia 76 • 11-6, 4-3

Table with columns for Player, Total, 3-Ptr, Rebounds, PF, TP, A TO Blk Stl, Min. Lists stats for MATEN, Yante; KESSLER, Houston; MANN, Charles; GAINES, Kenny; FRAZIER, J.J.; JACKSON II, William; GENO, Kenny Paul; EDWARDS, Mike; OGBEIDE, Derek.

FG % 1st Half: 10-25 40.0% 2nd half: 11-28 39.3% OT: 5-7 71.4% Game: 26-60 43.3%
3FG % 1st Half: 4-8 50.0% 2nd half: 4-11 36.4% OT: 0-1 0.0% Game: 8-20 40.0%
FT % 1st Half: 4-6 66.7% 2nd half: 10-17 58.8% OT: 2-7 28.6% Game: 16-30 53.3%

Officials: Brian Shey, Willi CJ Washington, Garrick Shannon
Technical fouls: Arkansas-None. Georgia-None.
Attendance: 10523

Score by periods table with columns for 1st, 2nd, OT, Total. Shows Arkansas 73, Georgia 76.

Points in Paint, Off T/O, 2nd Chance, Fast Break, Bench table for Arkansas and Georgia.

Last FG - AR OT-00:22, UGA OT-00:31. Largest lead - AR by 8 1st-14:53, UGA by 8 2nd-12:40. AR led for 16:54. UGA led for 22:34. Game was tied for 05:16. Score tied - 10 times. Lead changed - 17 times.

GAME 21

Texas Tech vs Arkansas
Jan. 30, 2016 at Fayetteville, Ark. (Bud Walton Arena)

Texas Tech 68 • 12-8

Table with columns for Player, Total, 3-Ptr, Rebounds, PF, TP, A TO Blk Stl, Min. Lists stats for SMITH, ZACH; TEMPLE, MATTHEW; WILLIAMS, DEVAUGNT; EVANS, KEENAN; GOTCHER, TODDRICK; THOMAS, DEVON; WILLIAMSON, C.J.; GRAY, JUSTIN; ROSS, AARON; ULVVDAS, ROKAS; JACKSON, JORDAN.

FG % 1st Half: 12-28 42.9% 2nd half: 13-29 44.8% OT: 1-5 20.0% Game: 26-62 41.9%
3FG % 1st Half: 1-9 11.1% 2nd half: 0-3 0.0% OT: 0-1 0.0% Game: 1-13 7.7%
FT % 1st Half: 3-6 50.0% 2nd half: 6-7 85.7% OT: 6-6 100.0% Game: 15-19 78.9%

Arkansas 75 • 11-10

Table with columns for Player, Total, 3-Ptr, Rebounds, PF, TP, A TO Blk Stl, Min. Lists stats for Kingsley, Moses; Hannahs, Dusty; Durham, Jabril; Bell, Anthon; Watkins, Manuale; Thompson, Trey; Whitt, Jimmy; Beard, Anton; Kouassi, Willy; Miles, Keaton.

FG % 1st Half: 10-23 43.5% 2nd half: 10-28 35.7% OT: 4-6 66.7% Game: 24-57 42.1%
3FG % 1st Half: 3-7 42.9% 2nd half: 2-11 18.2% OT: 1-1 100.0% Game: 6-19 31.6%
FT % 1st Half: 6-9 66.7% 2nd half: 9-13 69.2% OT: 6-6 100.0% Game: 21-28 75.0%

Officials: Tony Greene, Patrick Evans, Ted Valentine
Technical fouls: Texas Tech-None. Arkansas-None.
Attendance: 15975
Estimated Actual Attendance: 13,751
Fouled out: Arkansas #1, Thompson (3:38 OT)
Texas Tech #5, Gray (3:02 OT); #20, Gotcher (0:26.6 OT)

Score by periods table with columns for 1st, 2nd, OT, Total. Shows Texas Tech 68, Arkansas 75.

Points in Paint, Off T/O, 2nd Chance, Fast Break, Bench table for Texas Tech and Arkansas.

Last FG - TTU OT-01:24, AR OT-00:53. Largest lead - TTU by 12 1st-11:31, AR by 11 2nd-13:42. TTU led for 24:44. AR led for 16:34. Game was tied for 03:42. Score tied - 6 times. Lead changed - 7 times.

GAME 20

No. 5 Texas A&M vs Arkansas
Jan. 27, 2016 at Fayetteville, Ark. (Bud Walton Arena)

Texas A&M 71 • 17-3, 7-1 SEC

Table with columns for Player, Total, 3-Ptr, Rebounds, PF, TP, A TO Blk Stl, Min. Lists stats for Jalen Jones; Tyler Davis; Anthony Collins; Alex Caruso; Danuel House; DJ Hogg; Admon Gilder; Tonny Trocha-Morelos; Tavarrio Miller.

FG % 1st Half: 9-17 52.9% 2nd half: 10-31 32.3% Game: 19-48 39.6%
3FG % 1st Half: 2-4 50.0% 2nd half: 3-9 33.3% Game: 5-13 38.5%
FT % 1st Half: 13-16 81.3% 2nd half: 15-19 78.9% Game: 28-35 80.0%

Arkansas 74 • 10-10, 4-4 SEC

Table with columns for Player, Total, 3-Ptr, Rebounds, PF, TP, A TO Blk Stl, Min. Lists stats for Kingsley, Moses; Hannahs, Dusty; Durham, Jabril; Bell, Anthon; Watkins, Manuale; Thompson, Trey; Whitt, Jimmy; Beard, Anton; Miles, Keaton.

FG % 1st Half: 15-32 46.9% 2nd half: 10-27 37.0% Game: 25-59 42.4%
3FG % 1st Half: 6-11 54.5% 2nd half: 2-10 20.0% Game: 8-21 38.1%
FT % 1st Half: 4-4 100.0% 2nd half: 12-20 60.0% Game: 16-24 66.7%

Officials: Pat Adams, Tony Henderson, Mark Whitehead
Technical fouls: Texas A&M-None. Arkansas-None.
Attendance: 14410
Estimated Actual Attendance: 10,548
Fouled out: Arkansas #1 Thompson at 4:18 Q2; #21 Watkins at 07:3 Q2
Texas A&M #12 Jones at 1:09 Q2

Score by periods table with columns for 1st, 2nd, Total. Shows Texas A&M 71, Arkansas 74.

Points in Paint, Off T/O, 2nd Chance, Fast Break, Bench table for Texas A&M and Arkansas.

Last FG - TAMU 2nd-02:04, AR 2nd-02:28. Largest lead - TAMU by 1 2nd-13:33, AR by 10 1st-06:52. TAMU led for 01:07. AR led for 36:14. Game was tied for 02:39. Score tied - 3 times. Lead changed - 6 times.



Dusty Hannahs scored 21 of his game-high 25 points in the first half against Texas Tech and finished 8-of-8 from the charity stripe. Hannahs scored 20-plus points in a game 13 times during the 2015-16 season.



FINAL SEC STANDINGS

Teams	Conference		Overall		Home	Away	Neutral	Streak
	W-L	Pct.	W-L	Pct.				
Texas A&M* (NCAA)	13-5	.722	28-9	.757	17-1	5-5	6-3	L1
Kentucky*^ (NCAA)	13-5	.722	27-9	.750	17-0	4-7	6-2	L1
South Carolina (NIT)	11-7	.611	25-9	.735	16-3	5-5	4-1	L1
LSU	11-7	.611	19-14	.576	15-3	3-8	1-3	L1
Vanderbilt (NCAA)	11-7	.611	19-14	.576	14-2	3-9	2-3	L3
Ole Miss	10-8	.556	20-12	.625	12-2	7-7	1-3	L1
Georgia (NIT)	10-8	.556	20-14	.588	15-4	3-9	2-1	L1
Florida (NIT)	9-9	.500	21-15	.583	12-5	6-9	3-2	L1
Arkansas	9-9	.500	16-16	.500	13-4	3-8	0-4	L2
Alabama (NIT)	8-10	.444	18-15	.545	10-5	5-8	3-3	L2
Mississippi State	7-11	.389	14-17	.452	11-5	2-9	2-3	L1
Tennessee	6-12	.333	15-19	.441	12-4	1-11	2-4	L1
Auburn	5-13	.278	11-20	.355	8-7	2-11	1-2	L4
Missouri	3-15	.167	10-21	.323	10-7	0-11	0-3	L5

* - SEC Champion | ^ - SEC Tournament Champion

SEC TOURNAMENT

Location: Bridgestone Arena • Nashville, Tenn.

First Round - Wednesday, March 9

Game 1 #12 Tennessee 97, #13 Auburn 59

Second Round - Thursday, March 10

Game 2 #8 Florida 68, #9 Arkansas 61
 Game 3 #12 Tennessee 67, #5 Vanderbilt 65
 Game 4 #10 Alabama 81, #7 Ole Miss 73
 Game 5 #6 Georgia 79, #11 Mississippi State 69

Third Round - Friday, March 11

Game 6 #1 Texas A&M 72, #8 Florida 66
 Game 7 #4 LSU 84, #12 Tennessee 75
 Game 8 #2 Kentucky 85, #10 Alabama 59
 Game 9 #6 Georgia 65, #3 South Carolina 64

Semifinals - Saturday, March 12

Game 10 #1 Texas A&M 93, #4 LSU 38
 Game 11 #2 Kentucky 93, #6 Georgia 80

Finals - Sunday, March 13

Game 12 #2 Kentucky 82, #1 Texas A&M 77 (OT)

All-Tournament Team

Tyler Ulis, Kentucky
 Jamal Murray, Kentucky
 J.J. Frazier, Georgia
 Jalen Jones, Texas A&M
 Danuel House, Texas A&M

SEC Tournament MVP

Tyler Ulis, Kentucky

SEC AWARDS

SEC Coach of the Year: Billy Kennedy, Texas A&M
 SEC Player of the Year: Tyler Ulis, Kentucky
 SEC Scholar-Athlete of the Year: Retin Obasohan, Alabama
 SEC Freshman of the Year: Ben Simmons, LSU
 SEC Sixth-Man of the Year: Duane Notice, South Carolina
 SEC Defensive Player of the Year: Tyler Ulis, Kentucky

First Team All-SEC

Retin Obasohan, Alabama
 Jamal Murray, Kentucky
 Tyler Ulis, Kentucky
 Ben Simmons, LSU
 Stefan Moody, Ole Miss
 Michael Carrera, South Carolina
 Jalen Jones, Texas A&M
 Damian Jones, Vanderbilt

Second Team All-SEC

Moses Kingsley, Arkansas
 Dorian Finney-Smith, Florida
 J.J. Frazier, Georgia
 Yante Maten, Georgia
 Kevin Punter Jr., Tennessee
 Alex Caruso, Texas A&M
 Danuel House, Texas A&M
 Wade Baldwin IV, Vanderbilt

SEC All-Freshman Team

KeVaughn Allen, Florida
 Jamal Murray, Kentucky
 Antonio Blakeney, LSU
 Ben Simmons, LSU
 Quindary Weatherspoon, Mississippi State
 Kevin Puryear, Missouri
 Tyler Davis, Texas A&M
 DJ Hogg, Texas A&M

SEC All-Defensive Team

Retin Obasohan, Alabama
Moses Kingsley, Arkansas
 Tyler Ulis, Kentucky
 Sindarius Thornwell, South Carolina
 Alex Caruso, Texas A&M
 Luke Kornet, Vanderbilt

AP ALL-SEC AWARDS

Player of the Year: Tyler Ulis, Kentucky
 Coach of the Year: Billy Kennedy, Texas A&M
 Freshman of the Year: Ben Simmons, LSU

First Team All-SEC

u-Tyler Ulis, Kentucky
 u-Ben Simmons, LSU
 Stefan Moody, Mississippi
 Jamal Murray, Kentucky
 Jalen Jones, Texas A&M

Second Team All-SEC

Moses Kingsley, Arkansas
 Retin Obasohan, Alabama
 Michael Carrera, South Carolina
 Damian Jones, Vanderbilt
 Kevin Punter, Tennessee

Third Team All-SEC

Yante Maten, Georgia
 J.J. Frazier, Georgia
 Dorian Finney-Smith, Florida
 Danuel House, Texas A&M
 Alex Caruso, Texas A&M

Honorable Mention

Wade Baldwin IV, Vanderbilt
 Armani Moore, Tennessee
 Gavin Ware, Mississippi State

u - unanimous choice



SCORING

Player	Team	G	Pts.	Avg.
1. Stefan Moody	Ole Miss	31	731	23.6
2. Kevin Punter	Tennessee	26	577	22.2
3. Jamal Murray	Kentucky	36	720	20.0
4. Ben Simmons	LSU	33	632	19.2
5. Retin Obasohan	Alabama	33	580	17.6
6. Tyler Ulis	Kentucky	35	606	17.3
7. J.J. Frazier	Georgia	34	573	16.9
8. Dusty Hannahs	Arkansas	32	529	16.5
9. Yante Maten	Georgia	34	562	16.5
10. Moses Kingsley	Arkansas	32	508	15.9
11. Anthlon Bell	Arkansas	32	502	15.7

ASSISTS

Player	Team	G	Assists	Avg.
1. Tyler Ulis	Kentucky	35	246	7.0
2. Jabril Durham	Arkansas	32	204	6.4
3. Wade Baldwin IV	Vanderbilt	33	172	5.2
4. Alex Caruso	Texas A&M	37	185	5.0
5. Ben Simmons	LSU	33	158	4.8
6. I.J. Ready	Mississippi St.	30	134	4.5
7. J.J. Frazier	Georgia	34	151	4.4
8. Chris Chiozza	Florida	36	156	4.3
9. Stefan Moody	Ole Miss	31	133	4.3
10. Anthony Collins	Texas A&M	37	155	4.2

REBOUNDING

Player	Team	G	Reb.	Avg.
1. Ben Simmons	LSU	33	388	11.8
2. Cinmeon Bowers	Auburn	30	289	9.6
3. Moses Kingsley	Arkansas	32	299	9.3
4. Sebastian Saiz	Ole Miss	26	227	8.7
5. Dorian Finney-Smith	Florida	36	300	8.3
6. Yante Maten	Georgia	34	273	8.0
7. Gavin Ware	Mississippi St.	30	234	7.8
8. Michael Carrera	South Carolina	32	247	7.7
9. Tyler Harris	Auburn	30	230	7.7
10. Armani Moore	Tennessee	33	251	7.6

STEALS

Player	Team	G	Steals	Avg.
1. Alex Caruso	Texas A&M	37	77	2.1
2. Ben Simmons	LSU	33	65	2.0
3. Jabril Durham	Arkansas	32	53	1.7
4. Stefan Moody	Ole Miss	31	46	1.5
5. Kasey Hill	Florida	36	53	1.5
6. Sindarius Thornwell	South Carolina	34	50	1.5
7. Tyler Ulis	Kentucky	35	51	1.5
8. J.J. Frazier	Georgia	34	49	1.4
9. Kevin Punter	Tennessee	26	36	1.4
10. Martavious Newby	Ole Miss	30	41	1.4

FIELD GOAL PCT

Player	Team	G	FG-FGA	Pct.
1. Gavin Ware	Mississippi St.	30	183-298	.614
2. Damian Jones	Vanderbilt	33	184-312	.590
3. Ben Simmons	LSU	33	216-386	.560
4. Moses Kingsley	Arkansas	32	183-334	.548
5. Yante Maten	Georgia	34	212-427	.496
6. Retin Obasohan	Alabama	33	193-410	.471
7. Kevin Punter	Tennessee	26	177-385	.460
8. Dusty Hannahs	Arkansas	32	174-380	.458
9. Jamal Murray	Kentucky	36	244-538	.454
10. Tyler Ulis	Kentucky	35	192-442	.434

FREE THROW PCT

Player	Team	G	FT-FTA	Pct.
1. Dusty Hannahs	Arkansas	32	100-115	.870
2. Tyler Ulis	Kentucky	35	167-195	.856
3. KeVaughn Allen	Florida	36	99-117	.846
4. Kevin Puryear	Missouri	31	102-122	.836
5. Jeff Roberson	Vanderbilt	32	85-102	.833
6. Stefan Moody	Ole Miss	31	212-256	.828
7. J.J. Frazier	Georgia	34	159-193	.824
8. Kevin Punter	Tennessee	26	165-202	.817
9. Wade Baldwin IV	Vanderbilt	33	155-194	.799
10. Yante Maten	Georgia	34	130-166	.783

BLOCKED SHOTS

Player	Team	G	Blocks	Avg.
1. Luke Kornet	Vanderbilt	28	84	3.0
2. Moses Kingsley	Arkansas	32	76	2.4
3. Horace Spencer	Auburn	31	65	2.1
4. Yante Maten	Georgia	34	61	1.8
5. Jimmie Taylor	Alabama	33	59	1.8
6. Donta Hall	Alabama	33	56	1.7
7. Marcus Lee	Kentucky	36	59	1.6
7. Skal Labissiere	Kentucky	36	59	1.6
9. Damian Jones	Vanderbilt	33	54	1.6
9. Armani Moore	Tennessee	33	54	1.6



Moses Kingsley was one of two players in the SEC to rank in the top 10 in scoring, rebounds, field goal percentage and blocked shots.



3-POINT FG PCT

Player	Team	G	3FG-FGA	Pct.
1. Matthew Fisher-Davis	Vanderbilt	32	79-177	.446
2. Anthlon Bell	Arkansas	32	89-202	.441
3. Dusty Hannahs	Arkansas	32	81-187	.433
4. Jamal Murray	Kentucky	36	113-277	.408
5. Duane Notice	South Carolina	34	68-171	.398
6. Arthur Edwards	Alabama	33	71-180	.394
7. J.J. Frazier	Georgia	34	76-197	.386
8. Kenny Gaines	Georgia	33	85-222	.383
9. Malik Newman	Mississippi St.	29	61-161	.379
10. Stefan Moody	Ole Miss	31	103-272	.379

3-POINT FG MADE

Player	Team	G	3FGS	Avg.
1. Stefan Moody	Ole Miss	31	103	3.3
2. Jamal Murray	Kentucky	36	113	3.1
3. Anthlon Bell	Arkansas	32	89	2.8
4. Bryce Brown	Auburn	30	78	2.6
5. Kenny Gaines	Georgia	33	85	2.6
6. Dusty Hannahs	Arkansas	32	81	2.5
7. Matthew Fisher-Davis	Vanderbilt	32	79	2.5
8. J.J. Frazier	Georgia	34	76	2.2
9. Kevin Punter	Tennessee	26	58	2.2
10. Arthur Edwards	Alabama	33	71	2.2

ASSIST/TURNOVER

Player	Team	G	Asst/Turn	Ratio
1. Jabril Durham	Arkansas	32	204-57	3.6
2. Tyler Ulis	Kentucky	35	246-69	3.6
3. Anthony Collins	Texas A&M	37	155-53	2.9
4. I.J. Ready	Mississippi St.	30	134-48	2.8
5. J.J. Frazier	Georgia	34	151-56	2.7
6. Chris Chiozza	Florida	36	156-65	2.4
7. Tim Quarterman	LSU	33	120-53	2.3
8. Alex Caruso	Texas A&M	37	185-87	2.1
9. Wade Baldwin IV	Vanderbilt	33	172-91	1.9
10. Justin Coleman	Alabama	33	110-65	1.7

MINUTES PLAYED

Player	Team	G	Mins	Avg.
1. Tyler Ulis	Kentucky	35	1288	36.8
2. Jamal Murray	Kentucky	36	1267	35.2
3. Ben Simmons	LSU	33	1151	34.9
4. Stefan Moody	Ole Miss	31	1072	34.6
5. Kevin Punter	Tennessee	26	886	34.1
6. Sindarius Thornwell	South Carolina	34	1125	33.1
7. Armani Moore-	Tennessee	33	1080	32.7
8. Retin Obasohan	Alabama	33	1067	32.3
9. Isaiah Briscoe	Kentucky	34	1094	32.2
10. J.J. Frazier	Georgia	34	1090	32.1

OFFENSIVE REBOUNDS

Player	Team	G	Reb	Avg.
1. Moses Kingsley	Arkansas	32	103	3.2
2. Ben Simmons	LSU	33	103	3.1
3. Sebastian Saiz	Ole Miss	26	79	3.0
4. Tyler Davis	Texas A&M	36	106	2.9
5. Gavin Ware	Mississippi St.	30	87	2.9
6. Tyler Harris	Auburn	30	84	2.8
7. John Egbunu	Florida	34	92	2.7
8. Yante Maten	Georgia	34	89	2.6
9. Dorian Finney-Smith	Florida	36	89	2.5
10. Marcus Lee	Kentucky	36	87	2.4

DEFENSIVE REBOUNDS

Player	Team	G	Reb	Avg.
1. Ben Simmons	LSU	33	285	8.6
2. Cinmeon Bowers	Auburn	30	225	7.5
3. Moses Kingsley	Arkansas	32	196	6.1
4. Dorian Finney-Smith	Florida	36	211	5.9
5. Sebastian Saiz	Ole Miss	26	148	5.7
6. Armani Moore	Tennessee	33	187	5.7
7. Michael Carrera	South Carolina	32	177	5.5
8. Luke Kornet	Vanderbilt	28	154	5.5
9. Yante Maten	Georgia	34	184	5.4
10. Jalen Jones	Texas A&M	33	172	5.2



Anthlon Bell sank 89 three-pointers last year, the most by a Razorback in the last six years.

LIVE FROM FAYETTEVILLE. ANYTIME, ANYWHERE.



**WATCH SEC NETWORK AND OVER 1,000 EXCLUSIVE
DIGITAL EVENTS ON SEC NETWORK +.
ALL ON YOUR COMPUTER, TABLET, AND MOBILE DEVICE.**



Visit SECNetwork.com, WatchESPN.com or Download the WatchESPN App





HISTORY



THE BASKETBALL PALACE OF MID-AMERICA

BUD WALTON ARENA

Arkansas has played in Bud Walton Arena - The Basketball Palace of Mid-America - for 23 years and has drawn more than six million fans. In that time, it has ranked among national attendance leaders every season and the Hogs have won 81.0 percent of their home games.

When Arkansas joined the Southeastern Conference in August of 1990, then-Razorback Athletic Director Frank Broyles knew the athletic facilities had to be upgraded to contend in America's most nationally competitive league.

His attention turned immediately to basketball. The Hogs were very successful, coming off a Final Four trip earlier that year, but had just a 9,000-seat home, Barnhill Arena.

One day, Bud Walton, co-founder of Walmart, visited Broyles and asked him what Arkansas needed most to be competitive in the SEC. Broyles mentioned the need for additional basketball seats and was asked by Walton what a new arena would cost. The figure \$30 million was discussed and Walton offered to pay half. From that visit, Bud Walton Arena was born.

Groundbreaking to grand opening was accomplished in a remarkable 18 months. The Razorbacks played in Bud Walton for the first time in November of 1993. Everything went perfectly during the first full year. Not only did Arkansas sell out the arena, the Razorbacks were unbeaten in their new home (16-0) and won the 1994 National Championship.

The Hogs carry a 317-74 (.810) record into the 2016-17 season.

In 23 seasons, Arkansas has an all-time average attendance of 16,065 in Bud Walton Arena. Arkansas has ranked in the top 30 nationally in attendance every year in BWA.

Entering the 2016-17 campaign, Arkansas has a combined mark of 621-168 in its last two home arenas for an outstanding home winning percentage of .787 over the last 59 years.

Bud Walton Arena houses the Tommy Boyer Hall of Champions (pictured right) that includes a tribute to Arkansas' 1994 NCAA Championship and multiple Final Four appearances as well as the history of Razorback basketball, track and field, baseball, tennis and golf. Eye-catching displays that were recently updated on the concourse level salute Razorback highlights.

Enhancements prior to the 2009 season included the addition of courtside seating, electronic signage at the scorer's table, new retractable seats in the lower level,

electronic ribbon boards along the bottom of the upper deck, replacing the Razorback on the court with the classic Razorback logo and opening up the student section by converting it from chairback seats to benches.

Eight suites were added prior to the 2008 season, raising the total to 47.

The Razorbacks received an expanded locker room in 2005, which was redesigned in 2012 and includes a lounge with a spacious meeting area.

In the summer of 2015, a \$4 million investment was made to the arena to maximize fan experience. Fans will immediately notice a new center hung video board with four LED displays that will give Bud Walton Arena the largest video display of any basketball facility in the country. To go along with the visual enhancements, a brand new sound system was also been installed to enhance volume and clarity for every seat in the arena.

As captivating as the displays, museum and championship banners are, the aspect of the facility demanding the most attention is spirit. Every game still produces an NCAA Tournament-type atmosphere with the exception of the crowd, which is anything but neutral.

According to Rosser International in Atlanta, when the arena was built, there were more seats in less space than in any such facility in the world. It's no wonder the noise level can be absolutely ear-splitting.

From pre-game to post-game, Bud Walton Arena is perfectly choreographed with the band, the spirit groups, the lighting system, the public address, the scoreboard and the team. Each game at Bud Walton Arena is a rich experience, leaving Razorback fans hungry for more.






ARKANSAS' ALL-TIME RECORD AT BWA

Year	Record	SEC Record	Attendance	Average	Natl Rk
1994	16-0 (.1000)	8-0 (1.000)	322,146	20,134	4th
1995	14-1 (.933)	7-1 (.875)	301,212	20,081	4th
1996	14-4 (.778)	6-2 (.750)	346,698	19,261	5th
1997	15-3 (.833)	6-2 (.750)	329,540	18,308	5th*
1998	15-0 (1.000)	8-0 (1.000)	291,089	19,406	4th
1999	14-2 (.875)	6-2 (.750)	292,704	18,294	5th
2000	9-5 (.643)	5-3 (.625)	249,300	17,807	6th
2001	16-2 (.889)	7-1 (.875)	292,057	16,225	9th
2002	11-5 (.688)	5-3 (.625)	241,033	15,065	13th
2003	8-8 (.563)	3-5 (.375)	236,638	14,790	14th
2004	10-6 (.625)	4-4 (.500)	236,676	14,792	13th
2005	13-3 (.813)	5-3 (.625)	252,608	15,788	9th
2006	15-1 (.938)	7-1 (.875)	239,336	14,958	12th
2007	13-3 (.813)	5-3 (.625)	267,520	16,720	9th
2008	15-1 (.938)	7-1 (.875)	274,360	17,148	8th
2009	12-6 (.667)	2-6 (.250)	288,781	16,043	11th
2010	12-9 (.571)	5-3 (.625)	276,821	13,182	25th
2011	15-3 (.833)	5-3 (.625)	216,398	12,022	29th
2012	17-3 (.850)	5-3 (.625)	262,329	13,116	23rd
2013	17-1 (.944)	9-0 (1.000)	251,968	13,998	20th
2014	17-2 (.894)	7-2 (.778)	269,838	14,202	21st
2015	16-2 (.889)	7-2 (.778)	283,485	15,750	11th
2016	13-4 (.764)	6-3 (.667)	258,705	15,218	12th
Totals	317-74 (.810)	134-54 (.712)	6,281,242	16,065	

23 straight years in top 30 in national attendance

*National rank based on regular-season average of 19,321




The key contributor to Arkansas' world-class facility, Bud Walton.



BUD WALTON ARENA

Crowds of 20,000-Plus

Rk	Attendance	Opponent	Date
1.	20,320	Kentucky	01/26/97
2.	20,298	Auburn	02/24/99
2.	20,298	Kentucky	01/29/95
4.	20,275	Alabama	01/24/98
5.	20,274	Georgia	03/03/01
6.	20,272	Auburn	03/04/95
7.	20,270	Cincinnati	12/09/95
8.	20,268	Kentucky	01/29/05
8.	20,268	Alabama	01/24/95
10.	20,266	Kentucky	02/25/01
11.	20,264	LSU	01/31/95
12.	20,262	Alabama	02/16/94
13.	20,260	Memphis	02/09/95
14.	20,258	Missouri	12/06/97
14.	20,258	Ole Miss	02/18/95
16.	20,256	Missouri	12/05/95
17.	20,248	Ole Miss	02/05/98
17.	20,248	Alabama	02/28/96
19.	20,246	Vanderbilt	02/01/94
20.	20,242	Mississippi St.	01/11/95
20.	20,242	Auburn	02/21/98
20.	20,242	Tulsa	12/23/94
23.	20,230	Florida	02/12/94
24.	20,224	Mississippi St.	03/05/94
25.	20,214	Tennessee	01/07/95
26.	20,212	Missouri	12/2/93
27.	20,208	Louisville	12/21/96
27.	20,208	Auburn	02/26/94
27.	20,208	LSU	01/11/94
30.	20,202	South Carolina	02/18/98
31.	20,198	Kentucky	02/20/99
32.	20,190	Georgia	02/15/97
33.	20,186	Providence	01/23/99
34.	20,184	Mississippi St.	02/13/99
34.	20,184	Delaware St.	12/11/93
36.	20,168	Georgia	01/16/99
36.	20,168	Montevallo	02/25/95
38.	20,164	Vanderbilt	02/07/98
39.	20,162	Mississippi St.	01/20/96
40.	20,158	LSU	01/30/96
41.	20,118	South Carolina	01/22/94
42.	20,114	LSU	01/27/99
43.	20,104	Ole Miss	01/09/98
43.	20,104	LSU	01/11/97
43.	20,104	Arizona	11/17/95
46.	20,102	Murray St.	12/10/94
47.	20,098	Texas Southern	12/28/93
48.	20,096	Ole Miss	01/05/94
49.	20,084	Jackson St.	12/18/93
50.	20,068	Tennessee	02/02/99
51.	20,048	Murray St.	11/29/93
52.	20,034	Montevallo	02/05/94
53.	20,018	Florida A&M	12/21/94
54.	20,014	Centenary	12/06/94
55.	20,008	SMU	01/03/94
56.	20,006	Memphis	02/01/97
57.	20,002	La.-Monroe	11/15/95



Corliss Williamson led Arkansas in scoring in the final game at Barnhill Arena and the first game at Bud Walton Arena.

HOME GAME RECORDS

Most Individual Points: 51, Rotnei Clarke vs. Alcorn St., 11/13/10

Team: 166, vs. U.S. International, 12/09/89

Combined Teams: 267 (UA 166, U.S. International 101), 12/09/89

Most Individual Field Goals: 20, Dean Tolson vs. Texas A&M, 03/02/74

Team: 68, vs. U.S. International, 12/09/89

Combined Teams: 108 (UA 68, U.S. International 40), 12/09/89

Most Individual Field Goals Attempted: 36, Dean Tolson vs. Texas A&M, 03/02/74

Team: 101, vs. U.S. International, 12/09/89

Combined Teams: 201 (UA 97, Western Kentucky 104), 12/03/74

Most Individual Free Throws: 22, Martin Terry vs. Texas A&M, 01/22/72

Team: 55, vs. Rice, 02/05/72

Combined Teams: 96 (UA 55, Rice 41), 02/05/72

Most Individual Rebounds: 23, Nick Davis vs. Jackson St., 11/21/97

Team: 77, vs. Jackson St., 11/22/02

Combined Teams: 114 (UA 50, Western Kentucky 64), 02/03/74



The Razorbacks were 304-94 in 36 seasons in Barnhill Arena, winning the final 26 Southwest Conference (SWC) games played there.

BARNHILL ARENA (Arkansas' home from 1958-1993)

Year	Record	Conference	Avg. Att.
1958	9-2 (.818)	6-1 (.857)	NA
1959	5-4 (.556)	4-3 (.571)	NA
1960	7-4 (.636)	4-3 (.571)	NA
1961	8-2 (.800)	5-2 (.714)	NA
1962	7-3 (.700)	4-3 (.571)	NA
1963	6-3 (.667)	5-2 (.714)	NA
1964	6-5 (.545)	4-3 (.571)	NA
1965	5-5 (.500)	3-3 (.500)	NA
1966	9-1 (.900)	6-1 (.857)	NA
1967	3-5 (.375)	3-3 (.500)	NA
1968	5-4 (.556)	5-2 (.714)	NA
1969	5-5 (.500)	3-3 (.500)	NA
1970	3-4 (.429)	3-3 (.500)	NA
1971	3-11 (.214)	0-7 (.000)	NA
1972	7-4 (.636)	4-3 (.571)	NA
1973	9-5 (.643)	5-2 (.714)	NA
1974	8-4 (.667)	5-2 (.714)	NA
1975	12-2 (.857)	7-0 (1.000)	NA
1976	11-1 (.917)	6-1 (.857)	NA
1977	11-0 (1.000)	7-0 (1.000)	NA
1978	12-0 (1.000)	7-0 (1.000)	6,305

Year	Record	Conference	Avg. Att.
1979	10-2 (.833)	6-2 (.750)	9,125
1980	12-0 (1.000)	8-0 (1.000)	9,129
1981	10-1 (.909)	7-1 (.875)	9,182
1982	11-0 (1.000)	8-0 (1.000)	9,198
1983	11-1 (.917)	7-1 (.875)	9,147
1984	11-0 (1.000)	8-0 (1.000)	8,840
1985	10-1 (.909)	7-1 (.875)	8,925
1986	4-7 (.364)	2-6 (.250)	8,641
1987	10-2 (.833)	6-2 (.750)	8,978
1988	11-1 (.917)	7-1 (.875)	8,725
1989	11-0 (1.000)	8-0 (1.000)	9,083
1990	10-1 (.909)	8-0 (1.000)	9,117
1991	13-1 (.929)	8-0 (1.000)	9,405
1992	10-1 (.909)	8-0 (1.000)	9,423
1993	9-2 (.818)	6-2 (.750)	9,435
Totals	304-94 (.764)	200-63 (.760)	8,916

Note: UA was a member of the Southwest Conference from 1924-91 and has been a member of the Southeastern Conference since 1992.

Note: Barnhill Arena's capacity was expanded from 5,000 to 6,200 in 1977 and to 9,000 in 1978.



BUD WALTON ARENA RECORDS

Arkansas Team

Points: 137 vs. Troy State, 12/10/96
 Field Goals Made: 57 vs. Troy State (57-99), 12/10/96
 Field Goals Att.: 99 vs. Troy State (57-99), 12/10/96
 Field-Goal Pct.: .623 vs. Jackson State (48-77), 11/22/96
 3-Pointers Made: 21* vs. Troy State (21-37), 12/10/96
 3-Pointers Att.: 54* vs. North Texas (19-54), 12/30/98
 3-Point Pct. (Min. 15 att.): .667* vs. Miss State (16-24) 1/9/16; vs. Western Carolina (14-21), 1999
 Free Throw Made: 48 vs. Ole Miss (48-53), 1/17/04
 Free Throw Att.: 53 vs. Ole Miss (48-53), 1/17/04; Northeastern Ill. (35 of 53), 11/16/97
 Free-Throw Pct. (Min. 10 att.): .941 vs. LSU (16-17) 2/12/05
 Offensive Rebounds: 30 vs. Alcorn State, 12/3/95; vs. Northeastern Ill., 11/16/97
 Defensive Rebounds: 48 vs. Jackson State, 11/22/02
 Total Rebounds: 77 vs. Jackson State, 11/22/02
 Personal Fouls: 35 vs. Cincinnati, 12/9/95
 Assists: 40 vs. Troy State, 12/10/96
 Turnovers: 31 vs. Alcorn State, 12/3/95
 Blocks: 18* vs. Missouri, 12/5/95
 Steals: 26* vs. La-Monroe, 11/25/00
 Points First Half: 71 vs. Alcorn State, 11/13/09
 Points Second Half: 75 vs. Missouri, 12/2/93

Opponent Team

Points: 98, Ole Miss, 2/4/09; Alabama, 2/28/96, Florida, 2/18/12
 Field Goals Made: 36, Northwestern State (36-70), 12/28/14
 Field Goals Att.: 93, Centenary (34-93), 12/6/94
 Field-Goal Pct.: .652, Auburn (33-54), 2/17/16
 3-Pointers Made: 17, Florida (17-31), 1/14/98
 3-Pointers Att.: 40, Jackson State (13-40), 11/21/97
 3-Point Pct. (Min. 15 att.): .652, Auburn (15-23), 2/17/16
 Free Throws Made: 38, Missouri (38-47), 12/15/95
 Free Throw Att.: 52, Ole Miss (32-52), 1/9/99
 Free-Throw Pct. (Min. 10 att.): .929, Ole Miss (13-14), 2/5/11
 Offensive Rebounds: 28, LSU, 1/11/97
 Defensive Rebounds: 35, Vanderbilt, 1/5/16
 Total Rebounds: 55, Missouri, 12/15/95
 Personal Fouls: 38, Northeastern Illinois, 11/16/97
 Assists: 23, Vanderbilt, 2/7/98
 Turnovers: 42, Bethune-Cookman, 12/2/97; Grambling, 12/31/00
 Blocks: 12, Ole Miss, 2/5/11
 Steals: 18, Alcorn State, 12/3/95
 Points First Half: 60, Alabama, 2/28/96
 Points Second Half: 56, Jackson State, 11/30/94

ARKANSAS INDIVIDUAL

Points: 51, Rotnei Clarke vs. Alcorn State, 11/13/09
 Field Goals Made: 15, Rotnei Clarke (15-21) vs. Alcorn State, 11/13/09
 Field Goals Att.: 28, Pat Bradley (11-28) vs. North Texas, 12/30/98
 Field-Goal Pct. (Min. 8 att.): 1.000*, Moses Kingsley (8-8) vs. Southern University, 11/13/15;
 Lee Wilson (9-9) vs. Montevallo, 2/25/95
 3-Pointers Made: 13*#, Rotnei Clarke (13-21) vs. Alcorn St., 11/13/09
 3-Pointers Att.: 24*#, Pat Bradley (10-24) vs. North Texas, 12/30/98
 3-Point Pct. (Min. 6 att.): 1.000, Patrick Beverley (6-6) vs. Auburn, 3/8/08
 Free Throw Made: 17, Corliss Williamson (17-22) vs. Ole Miss, 2/18/95
 Free Throw Att.: 22, Corliss Williamson (17-22) vs. Ole Miss, 2/18/95
 Free-Throw Pct. (Min. 10 att.): 1.000*, Dusty Hannahs (10-10) vs. Evansville, 12/8/15;
 Kareem Reid (14-14) vs. Memphis, 12/19/98;
 Alandise Harris (11-11) vs. SMU, 11/18/13;
 Julysse Nobles (10-10) vs. Auburn, 1/25/11
 Offensive Rebounds: 12, Dionisio Gomez vs. Georgia, 1/18/03 (17 total)
 Defensive Rebounds: 15, Nick Davis vs. Jackson State, 11/21/97
 Total Rebounds: 23*, Nick Davis vs. Jackson State, 11/21/97
 Assists: 15*, Kareem Reid vs. Jackson State, 11/22/96;
 Dontell Jefferson vs. Portland St., 11/18/05
 Turnovers: 8, Sonny Weems vs. Missouri, 11/28/07; Darian Townes vs. Tennessee, 2/24/07;
 Sunday Adebayo vs. Cincinnati, 12/9/95
 Blocks: 10, Steven Hill vs. Texas St., 12/6/05
 Steals: 8, Clint McDaniel vs. Florida A&M, 12/21/94



Rashad Madden scored 20-plus points five times at home in 2013-14, helping the Razorbacks average 86.7 points per game at Bud Walton Arena.

OPPONENT INDIVIDUAL

Points: 45, Jodie Meeks, Kentucky, 2/14/09
 Field Goals Made: 17, Jodie Meeks (17-24), Kentucky, 2/24/09
 Field Goals Att.: 29, Nate Driggers (13-29), Montevallo, 2/25/95
 Field-Goal Pct. (Min. 8 att.): 1.000, Adam Wing (8-8), Evansville, 12/08/15
 3-Pointers Made: 9, Bryce Brown (9-14), Auburn, 02/17/16
 3-Pointers Att.: 14, Bryce Brown, Auburn, 02/17/16; Aijay Foreman, Centenary, 12/6/94;
 Joe Ervin, North Texas, 12/30/98;
 Travis Bader, Oakland, 11/16/11
 3-Point Pct. (Min. 6 att.): .714, Dan Cross (5-7), Florida, 2/12/94
 Free Throw Made: 18, Jason Sutherland (18-20), Missouri, 12/5/95
 Free Throw Att.: 20, Ansu Sesay (14-20), Ole Miss, 2/18/95;
 Jason Sutherland (18-20), Missouri, 12/5/95
 Free-Throw Pct. (Min. 10 att.): .938, Erwin Dudley (15-16), Alabama, 2/5/03
 Offensive Rebounds: 11, Sunday Adebayo, Memphis, 2/1/97
 Defensive Rebounds: 14, Jaime Lloreda, LSU, 1/6/04
 Total Rebounds: 18, Korvotney Barber, Auburn, 1/24/09
 Assists: 12, Perth Robinson, Georgia, 1/18/95
 Turnovers: 12, Devin Gibson, Texas-San Antonio, 12/12/07
 Blocks: 10, PJ Roberson, Grambling St., 11/26/11
 Steals: 8, Terry Conerway, Southwest Texas State, 12/21/02

MISCELLANEOUS

Overall Record: 317-74 (.811)
 SEC Record: 135-54 (.714)
 Arkansas Points Scored: 30,178 (77.2); Opponents: 25,285 (64.7)
 Most Combined Points: 215 vs. Centenary (Arkansas 121, Centenary 94)
 Longest Winning Streak: 30 games (Memphis 2/1/97-North Texas 12/30/98)
 Longest Losing Streak: 3 (5x, last from 2/18/12-2/28/12)
 Field Goals: Arkansas: 11,606-25,071 (.463); Opponents: 9,209-22,861 (.403)
 Arkansas 100-Point Games: 40
 Arkansas 90-Point Games: 92
 Opponent 100-Point Games: 0
 Biggest Victory Margin: 58 vs. Montevallo (122-64), 2/5/94
 Biggest Defeat Margin: 30 vs. Florida (98-68), 2/18/12
 Record vs. Ranked Teams: 35-23
 Record vs. Top 10 Teams: 12-7
 Record vs. Top Five Teams: 7-4
 Last Ranked Team at BWA: No. 5 Texas A&M, 1/27/16 (W, 74-71)
 Highest Ranked Team at BWA: No. 2, 4x
 Highest Attendance: 20,320 vs. Kentucky, 1/26/97
 Lowest Attendance: 7,096 vs. Indiana State, 3/18/14

* UA Record || # SEC Record



RAZORBACK BASKETBALL HISTORY

Championships were a tradition at Arkansas long before the Razorbacks earned the national title in 1994. The '94 championship was the grandest of them all, but the NCAA trophy isn't exactly the only one on the shelf in the fabulous Bud Walton Arena museum.

In fact, Arkansas has made six trips to the NCAA Final Four and earned 30 bids to the NCAA Tournament.

In conference play, Arkansas has won 24 league championships with 22 coming in the Southwest Conference between 1926 and 1991. The Hogs won the Southeastern Conference crown in 1992, their first year in the league, after winning three straight SWC titles. The Hogs have also won seven league tournament crowns.

Since joining the SEC, Arkansas has been a dominant member. The Razorbacks won overall titles in 1992 and 1994, and Western Division titles in 1992, '93, '94 and '95, and won the tournament crown in 2000.

Arkansas has a long-standing tradition of winning in basketball. It started in the 1920s and has carried through to this time. Even though Arkansas didn't begin playing basketball until 1924, the Hogs won more SWC championships than any other school.

It didn't take long for the Hogs to have an impact on the SWC. Two years after starting the program, Arkansas won its first league championship. It was the first of five in a row. Francis Schmidt, Arkansas' first basketball coach, guided the Hogs to the 1926, '27, '28 and '29 titles. Chuck Bassett was the coach of the 1930 championship squad.

Wear Schoonover, Arkansas' first football All-American, captained the 1930 club. He earned All-SWC honors three times. In fact, the Razorbacks dominated the all-conference squads of the late 1920s. In 1928, Arkansas had four of the five All-SWC selections when Glen Rose, Tom Pickell, Gene Lambert Sr. and Schoonover were named all-league. Rose was also the first Razorback to earn All-America honors (1928), followed a year later by Pickell and Lambert.

The Hogs were loaded with all-conference talent during that time. Rose was a three-time All-SWC pick, as was Pickell.

Lambert and Rolla Adams made it twice as did Milan Creighton.

From 1926 through 1929, Arkansas was a combined 60-5.

When Schmidt left Arkansas as coach, he went to league rival TCU and was tough to beat until the Razorbacks hired Rose as head coach.

Rose began another glorious run with a co-championship in 1935. The Hogs won SWC titles in '36, '38, '41 and '42. The 1936 Razorbacks almost represented the United States in the Olympics, winning four games in an Olympic playoff before losing to a team of all-stars from California in the semifinals of the tournament.

Jim Lee Howell, Ike Poole, Taft Moody, Don Lockard, Jack Robbins, Howard Hickey and Johnny Adams were the stars of their day. Adams was an All-American in 1941. He was Arkansas' fifth All-American, but the last one UA would have until Ron Brewer made it in 1977.



Scotty Thurman's clutch three-pointer with the shot clock winding down and 51 seconds left to play gave Arkansas a 73-70 lead in the 76-72 victory over Duke in the 1994 NCAA Championship game.



From 1945-1950, Arkansas had four second-place finishes and shared the 1949 title. The Razorbacks then went through a mild recession before claiming a co-championship in 1958. By winning a playoff game against SMU, Arkansas qualified for the NCAA Tournament. It wasn't a pleasant experience. Oklahoma State, which featured Eddie Sutton as a player, downed the Hogs by 25, 65-40, and Oscar Robertson exploded for 58 points as the Hogs were drilled by Cincinnati, 97-62, in a consolation game.

As unpleasant as the tournament experience was, Arkansas would have loved to have gone back, but it didn't happen for 19 years. Not even Rose, who led the Hogs to the '58 title in his second stint as coach, could return Arkansas to glory. He retired following the 1966 season, but neither of his two successors, Duddy Waller or Lanny Van Eman, put a contender on the floor.

Van Eman did, however, bringing excitement to the game. His teams regularly scored in the 80s and 90s at a time when the traditional powers played games in the 60s. Van Eman recruited Martin Terry from junior college and Terry set school single-season scoring records that still stand. He averaged 28.3 points per game as a senior. Even though he played only two seasons, Terry still ranks among Arkansas' top 20 all-time scorers.

Unfortunately, Van Eman's teams usually gave up more points than they scored. Twice in 1971, Arkansas scored 100 or more points and lost.

Van Eman's second club managed to win 16 games, but only five came in SWC play. Arkansas and Baylor, which paired for a thrilling 111-110 Baylor victory the year before, put on another wild show with the Razorbacks winning, 131-109, in Fayetteville, setting a league record for points scored by two teams in a conference game.

After the 1974 Hogs won just 10 games, Frank Broyles, newly appointed athletic director as well as an already established football coach, decided it was time to make a commitment to basketball. He turned things around by hiring Sutton.

Sutton caught the state's attention in his first season when the Razorbacks finished 17-9 and second in the SWC. By the time his second team finished its 19-9 campaign, construction workers were already renovating Barnhill Arena, a facility constructed in 1957.

The 1976 Hogs also featured the nucleus of what was to become one of the greatest teams in history. Ron Brewer and Marvin Delph were sophomores. Sidney Moncrief was a freshman and he quietly led the nation in field goal percentage (.665, 149-224), and Sutton knew he had something special.

With half of Barnhill's facelift completed before the 1977 season, a new wave of excitement swept through the entire state of Arkansas.

The Razorbacks blitzed through the SWC unbeaten, winning their first league title in 19 years. Brewer, Moncrief and Delph were the toast of the Ozarks. Arkansas finished 26-2, but lost in the first round of the NCAA Tournament when Moncrief fouled out, allowing Wake Forest to come from behind for a victory.

Expectations were high in 1978 and the Hogs didn't disappoint. For a week, the Razorbacks were even ranked No. 1 in the Associated Press poll. A loss at Houston after two victories earlier in the week dropped the Hogs from their position at the top.

Arkansas shared the SWC title with Texas, but was upset by Houston, again on a last-second shot at the SWC Tournament. Stunned, the Razorbacks returned home unsure of whether or not they would receive an at-large bid to the NCAA Tournament.



The 1944 Razorback men's basketball team.

The Hogs got in and victories over Weber State and No. 2 UCLA thrust Arkansas into the regional finals. Brewer hit a long jumper with less than a minute to play and Jim Counce scored on a layup at the end to seal a 61-58 victory over Cal-Fullerton, sending the Hogs to the Final Four.

No. 1-ranked Kentucky ended Arkansas' dreams of a national title with a semi-final victory, but Brewer hit another of his patented buzzer shots in the third-place game, giving Arkansas a thrilling 71-69 victory over Notre Dame.

With All-American Brewer and the sleek-shooting Delph gone, Moncrief and Steve Schall were left to lead the 1979 Hogs. It was almost a repeat performance of 1978.

Moncrief was brilliant. He simply refused to allow his team to lose. After a brief midseason slump, Arkansas won 14 straight games, including two at the SWC Tournament and two in the NCAA Tournament. A victory over Louisville sent Arkansas into the Midwest Regional finals against No. 1-ranked Indiana State and superstar Larry Bird.

Arkansas could not stop Bird, but ISU could not contain Moncrief. In one of the greatest games in UA history, the Hogs suffered a 73-71 setback, when a last-second Sycamore shot bounced twice and fell in. Arkansas finished 25-5 and the Moncrief era was history.

Sutton won three more SWC titles and left behind a legacy, when his teams won 20 or more games nine years in a row. Arkansas played in the NCAA Tournament in each of those nine seasons, but never came close to returning to the Final Four. The Razorbacks even featured a team that had three future first-round NBA draft choices when Scott Hastings, Darrell Walker and Alvin Robertson played together. Joe Kleine, another future NBA product, redshirted that year (1982).

When Sutton left for Kentucky, Broyles turned a completely different direction when he hired Nolan Richardson. Richardson's teams were noted for defense, just as Sutton's were, but it was a different style of defense. Richardson's defense usually turned quickly to offense and his teams at Tulsa had led the nation in scoring.

Inheriting a group of players recruited to play at a slower pace, Richardson had to bite the bullet as his first season resulted in a 12-16 finish. Then he started recruiting. His second team won 19 games and his third was 21-9. His 1989



squad won Arkansas' first SWC title since 1982 and breezed through the league tournament. Arkansas set school scoring records and downed Loyola-Marymount in the first round of the NCAA Tournament before bowing to Louisville.

By then, Richardson's style and players had converted Razorback fans. Barnhill Arena was hopping every time the Hogs played. It wouldn't have taken a Final Four appearance for the state to go nuts, but when the Razorbacks reached the 1990 Final Four, the state went crazy.

The Hogs were SWC champs again and dominated the SWC Tournament for the second consecutive year. Triumphs over Princeton, Dayton, North Carolina and Texas sent the Razorbacks into the Final Four. A loss to Duke in the semifinals ended the season at 30-5.

It nearly happened again in 1991. Arkansas won a school-record 34 games before falling to Kansas in the Southeast Regional finals. Arkansas ended its history in the Southwest Conference by winning the final three regular season and tournament championships.

A new era was launched in 1992 and the Razorbacks didn't miss a beat. Arkansas won the Southeastern Conference title with a 13-3 record. Included were two victories over Shaquille O'Neal-led LSU and a big win at Kentucky. The Todd Day-Lee Mayberry-Oliver Miller era ended with a 26-8 season and another trip to the NAAs.

After winning the SEC's Western Division in '93 and pushing North Carolina to the limit in a Sweet 16 loss to the eventual national champions, Arkansas enjoyed its best season ever in 1994. UA won nearly everything possible. The Razorbacks were SEC champs, again sweeping LSU and winning at Kentucky, they made the school's fifth trip to the Final Four and completed their dream season by beating Arizona and Duke to win the national title.

A year later, Arkansas was No. 1 in all the preseason polls, but the Hogs stumbled early before making a late-season run. UA repeated as Western Division champion, then downed Texas Southern, Syracuse, Memphis and Virginia to earn its sixth Final Four appearance.

A win over North Carolina in the semifinals allowed the Hogs to advance to the finals, but it was UCLA's year as the Bruins beat Arkansas for the 1995 crown, 89-78.

With every starter gone from the back-to-back Final Four clubs, Arkansas was expected to struggle in 1996. Richardson, however, molded together a young team and the Hogs peaked late. Seeded 12th in the NCAA East Regional, UA beat Penn State and Marquette to advance to the Sweet 16 before falling to top-ranked Massachusetts.

In 1997, Arkansas was forced to endure an NCAA inquiry, which proved fruitless, but it damaged the Hogs' recruiting. The streak of nine straight NCAA Tournament appearances ended but the Bud Walton Arena crowds were rejuvenated by three NIT games. Fans who never before had the opportunity to buy Razorback basketball tickets were able to attend and helped UA advance to the NIT semifinals in New York.

It was back to the NAAs in 1998 as the Razorbacks, who got 10.4 points and an SEC-leading 9.8 rebounds per game from Nick Davis, won 24 games and reached the second round with a win over Nebraska.

Arkansas won its 10th straight NCAA Tournament first-round game in 1999 as Pat Bradley set school records for career three-point shooting (366-915, .400). Derek Hood recorded more double-doubles than anyone in UA history (18) and also led the league in rebounding (10.3), and Kareem Reid broke Mayberry's career record for assists (748).

UA also had one of the most unique weeks in its basketball history. The final two home games came over a five-day span against No. 5 Kentucky and No. 2 Auburn. Never before had Arkansas played two top 10 teams at home in the same week. Arkansas beat UK, 74-70, and topped Auburn, 104-88.

Following an up-and-down season in 2000, Arkansas won four games in four days, including wins over No. 16 Kentucky, No. 10 LSU and No. 23 Auburn to win the school's first SEC Tournament title. Brandon Dean was the MVP after averaging 15.2 points in the title run.

The 2001 club rebounded from an 0-3 league start with a six-game winning streak late in the year to earn Arkansas' 13th NCAA Tournament appearance in 14 years and its 15th straight post-season tournament berth.

The Nolan Richardson era came to an end in 2002 when he was released from his contract. The Razorbacks dropped to 14-15, including a 13-14 mark under Richardson. Mike Anderson was 1-1 as interim head coach for the last two games of the season.

Stan Heath rebuilt the roster with recruiting classes ranked as high as No. 13 by Rivals.com in 2004 and No. 7 by Hoop Scoop in 2003. In 2005, the Razorbacks won the Paradise Jam tournament title and went 18-12.

In 2006, Heath had Arkansas back in the NCAA Tournament, going 22-10 behind honorable mention All-American Ronnie Brewer (18.4 ppg), All-SEC guard Jonathan Modica (16.1 ppg) and SEC Sixth Man of the Year Eric Ferguson (8.1 ppg).

Arkansas earned another NCAA bid in 2007. The Razorbacks won the Old Spice Classic, reached the finals of the SEC Tournament and recorded the 27th 20-win season in school history by finishing 21-14. Patrick Beverley (13.9 ppg, 4.5 rpg) was the SEC Newcomer and Freshman of the year, and Steven Hill (6.2 ppg, 2.8 blocks) the SEC Defensive Player of the Year.

John Pelphrey, an honorable mention All-American as a player at Kentucky, became head coach for the 2008 season. His background included playing for Eddie Sutton and Rick Pitino at Kentucky, and working as an assistant coach for Sutton at Oklahoma State, and Billy Donovan at Marshall and Florida.

Pelphrey's first Razorback team went 23-12, was 6-2 against ranked teams, reached the finals of the SEC Tournament and advanced to the second round of the NCAA Tournament with a win over No. 24 Indiana. Sonny Weems (15.0 ppg, 4.5 rpg) was first-team All-SEC and won the College Slam Dunk championship.

Pelphrey's second team, in 2009, was short on depth and experience. The Hogs finished 14-16, but had wins over No. 4 Oklahoma and No. 7 Texas, and won the Jim Thorpe Classic. He would lead the team for two more years, but failed to return the Razorbacks back to the NCAA Tournament.

On March 23, 2011, the Razorbacks ushered in a new (old) style of basketball with the hiring of longtime Razorback assistant Mike Anderson. Anderson left the program in 2002 when Richardson departed and went on to highly successful stints at UAB and Missouri before returning to Arkansas. Anderson's first job was to retain a highly-touted recruiting class that ranked among the top 10 in the nation, which he did, and has brought a new mindset to the Razorback program.

Over his first three seasons at Arkansas, Anderson has produced a 59-39 record and is the first head coach in program history to win 18 or more games in each of his first three years. Anderson has also re-established Bud Walton Arena as one of the toughest places to play and brought excitement back to the tradition-rich program.



MEMORABLE GAMES

The history of Razorback basketball is filled with thrilling and even heart-stopping moments. The Final Four, conference championships and last-second, game-winning jumpers shape the memories of the "greatest" moments in Arkansas history. Following are 10 of those:

No. 2 ARKANSAS 76, No. 6 DUKE 72 NCAA Championship Game April 4, 1994, at Charlotte, N.C.

Despite UA's incredible basketball success through the years, the Razorbacks had never played for the national championship until their battle with Duke at the Charlotte Coliseum. The Hogs had been ranked No. 1 much of the year, but Duke had won two national titles in the three previous seasons and had defeated Arkansas in the 1990 Final Four at Denver.

Duke controlled the tempo in the first half and Corliss Williamson, who had been nearly unstoppable in the entire tournament, missed his first five shots for the Razorbacks. The Blue Devils led by as many as five points in the opening period, but Scotty Thurman drilled a late three-pointer to give UA a 34-33 halftime advantage.

Corey Beck hit a short jumper early in the second half to give the Hogs a 38-35 lead, but Duke scored 13 unanswered points and suddenly led 48-38 with 17:09 left. While the surge left Duke fans roaring their approval, it also sped up the tempo of the game. The Razorbacks trailed but actually had the Blue Devils right where they wanted them.

Playing at a quicker pace, Arkansas caught up in less than five minutes. When Al Dillard drilled a three with 8:08 remaining to give UA a five-point lead, it looked like momentum had swung to the Hogs for good. Duke fought back and tied the game at 65-65 and finally 70-70 with 1:29 remaining. The Razorbacks took a timeout.

When Dwight Stewart fumbled a pass, he quickly passed it out to Thurman with the shot clock winding down. Thurman had no choice but to shoot. As his shot was narrowly clearing the outstretched hand of Antonio Lang, the shot clock hit zero. The shot, though, was true. It was a dagger to the hearts of the Blue Devils and surpassed U.S. Reed's halfcourt jumper against Louisville as the most famous shot in UA history.

Duke never recovered. Three free throws in the final seconds clinched the 76-72 victory that gave Arkansas the 1994 national championship.

Arkansas 76, Duke 72 Final Four • National Championship Game • April 4, 1994 Charlotte Coliseum • Charlotte, N.C. • Att.: 23,674

#	Player	Tot-FG		3-PT			Rebounds			PF	TP	A	TO	BLK	S	MIN	
		FG	FGA	FG	FGA	FT	FTA	OF	DE								Tot
21	Antonio Lang *	6	9	0	0	3	3	3	2	5	5	15	3	5	1	0	34
33	Grant Hill *	4	11	1	4	3	5	1	13	14	3	12	6	9	3	3	38
44	Cherokee Parks *	7	10	0	0	0	1	3	4	7	3	14	0	0	2	0	30
5	Jeff Capel *	6	16	2	6	0	0	1	4	5	3	14	4	6	0	1	35
20	Chris Collins *	4	11	4	8	0	0	0	0	0	1	12	1	1	1	1	34
3	Marty Clark	1	6	0	2	1	2	1	0	1	2	3	3	2	0	0	15
52	Erik Meek	1	2	0	0	0	0	3	4	7	1	2	0	0	0	0	14
TEAM																	
Totals		29	65	7	20	7	11	14	30	44	18	72	17	23	7	5	200

FG%	1st Half: 15-39 .484	2nd Half: 14-34 .412	Game: .446	DEADBALL
3-PT. FG%	1st Half: 2-9 .222	2nd Half: 5-11 .455	Game: .350	REBOUNDS
F Throw%	1st Half: 1-3 .333	2nd Half: 6-8 .750	Game: .636	1

#	Player	Tot-FG		3-PT			Rebounds			PF	TP	A	TO	BLK	S	MIN	
		FG	FGA	FG	FGA	FT	FTA	OF	DE								Tot
23	Ken Biley *	0	0	0	0	0	0	0	0	0	1	0	0	0	0	3	
34	Corliss Williamson *	10	24	0	0	3	5	7	1	8	3	23	3	5	2	2	35
15	Dwight Stewart *	3	11	0	5	0	0	4	5	9	3	6	4	1	0	4	29
14	Corey Beck *	5	11	0	1	5	8	2	8	10	3	15	4	3	0	1	35
30	Scotty Thurman *	6	13	3	5	0	0	1	4	5	2	15	1	0	0	1	36
12	Clint McDaniel	2	5	1	3	2	4	0	2	2	2	7	3	1	0	3	32
44	Darnell Robinson	1	5	0	0	0	0	1	1	2	1	2	0	1	0	0	12
3	Al Dillard	1	5	1	4	1	2	1	0	1	1	4	0	0	0	0	8
22	Davor Rimac	0	1	0	0	0	0	0	0	0	0	0	0	0	1	0	5
33	Lee Wilson	2	2	0	0	0	0	1	3	4	1	4	0	1	0	0	5
TEAM																	
Totals		30	77	5	18	11	19	19	25	44	17	76	15	12	3	11	200


FG%	1st Half: 16-38 .421	2nd Half: 14-39 .359	Game: .390	DEADBALL
3-PT. FG%	1st Half: 2-5 .400	2nd Half: 3-13 .231	Game: .278	REBOUNDS
F Throw%	1st Half: 0-0 .000	2nd Half: 11-19 .579	Game: .579	6

Technical fouls: None

Score by Periods	1st	2nd	Total
Duke	33	39	72
Arkansas	34	42	76



Corey Beck had 15 points, a team-high 10 rebounds and four assists in the championship game victory over Duke.



ARKANSAS 65, No. 1 NORTH CAROLINA 64
Feb. 12, 1984, at Pine Bluff, Ark.

North Carolina was 19-0 and ranked No. 1 nationally when the Tar Heels visited Pine Bluff. Arkansas was on its way to a second-place finish in the Southwest Conference and had defeated SMU in Dallas the day before.

Violent weather kept the Hogs from flying to Pine Bluff until the morning of the game, and the Razorbacks arrived in town two hours before the nationally televised contest.

North Carolina had plenty of weapons. Michael Jordan, Sam Perkins and Brad Daugherty, all future NBA stars, were in the starting lineup along with Steve Hale, a guard from Tulsa whose second choice of schools was Arkansas.

The Hogs were armed with Joe Kleine and Alvin Robertson, but the unsung heroes were Darryl Bedford and Charles Balentine. Bedford, a freshman who had been a little used reserve, hit all six of his shots and scored 12 points. Balentine, of course, was the hero at the end.

A crowd of 7,529 was in a frenzy from the opening tipoff to the final buzzer. They watched Jordan score 21 points and Kleine answer with 20. Perkins had 17 and Hale 15. Leroy Sutton scored 11 points, Balentine 10 and Robertson nine for the Hogs.

The second half was a nailbiter and the Tar Heels led by one with only seconds to play. Balentine drove the baseline and hit an eight-footer to give Arkansas the lead before UNC missed a buzzer shot.

Arkansas 65, North Carolina 64
Pine Bluff Convention Center • Pine Bluff, Ark. • Att.: 7,529

North Carolina


#	Player	Tot-FG		FT	FTA	Tot	PF	TP	A	TO	BLK	S	MIN
		FG	FGA										
44	Matt Doherty *	2	9	1	1	4	2	5	4	3	0	1	36
41	Sam Perkins *	5	10	7	8	11	3	17	0	1	0	0	34
42	Brad Daugherty *	0	3	2	2	3	5	2	1	1	1	1	22
25	Steve Hale *	5	9	5	5	0	4	15	6	2	1	4	37
23	Michael Jordan *	9	15	3	5	1	2	21	1	4	0	0	35
24	Joe Wolf	0	1	2	2	1	2	2	0	0	0	0	21
22	Buzz Peterson	1	2	0	0	0	1	2	0	2	0	1	13
35	Dave Popson	0	0	0	0	1	0	0	0	0	0	0	2
TEAM Totals		22	49	20	23	22	20	64	12	13	1	7	200
FG%		1st Half: 11-22 .500		2nd Half: 11-27 .407		Game: .449		DEADBALL					
F Throw%		1st Half: 12-13 .923		2nd Half: 8-10 .800		Game: .870		REBOUNDS		2			

Arkansas

#	Player	Tot-FG		FT	FTA	Tot	PF	TP	A	TO	BLK	S	MIN
		FG	FGA										
24	Charles Balentine *	4	8	2	2	3	2	10	2	0	0	1	39
33	Leroy Sutton *	5	6	1	2	3	5	11	0	2	0	0	16
35	Joe Kleine *	5	12	10	10	2	20	0	3	3	1	1	39
14	Ricky Norton *	1	3	0	0	5	2	2	5	3	0	2	33
21	Alvin Robertson *	3	7	3	6	2	4	9	10	3	0	2	34
12	Scott Rose	0	0	0	0	0	0	0	0	0	0	0	1
22	Robert Kitchen	0	0	0	0	0	1	0	0	1	0	0	5
54	Darryl Bedford	6	6	0	0	2	3	12	0	3	0	0	25
30	Mike Ratliff	0	0	1	2	0	0	1	0	1	0	0	4
52	Eric Poerscke	0	1	0	0	0	1	0	0	0	0	0	3
42	Robert Brannon	0	0	0	0	0	0	0	0	0	0	0	1
TEAM Totals		24	43	17	22	26	20	65	17	16	1	6	200
FG%		1st Half: 13-26 .500		2nd Half: 11-17 .647		Game: .558		DEADBALL					
F Throw%		1st Half: 12-14 .857		2nd Half: 5-8 .635		Game: .773		REBOUNDS		4			

Technical fouls: Arkansas - Eddie Sutton

Score by Periods	1st	2nd	Total
North Carolina	34	30	64
Arkansas	38	27	65



No. 1 INDIANA STATE 73, No. 5 ARKANSAS 71
NCAA Regional Final
March 17, 1979, at Cincinnati, Ohio

A Final Four team in 1978, Arkansas was not expected to return in 1979 with the loss of Ron Brewer and Marvin Delph, two of the famed "Triplets." Sidney Moncrief, however, almost single-handedly pushed his team to greater heights than anyone expected.

Moncrief, senior Steve Schall and a cast of sophomores and freshmen put together a 14-game winning streak late in the year and arrived at the Midwest Regional finals ready to challenge No. 1-ranked and unbeaten Indiana State, and superstar Larry Bird. The stakes were a spot in the Final Four.

Bird was awesome. The Hogs simply could not stop him. With 9:22 left, he already had 27 points. Razorback Coach Eddie Sutton then made the ultimate gamble. He put the 6-4 Moncrief on the 6-9 Bird for the final seven minutes.

Bird scored just four more points. Meanwhile, Moncrief was almost as unstoppable as Bird had been. He finished with 24 points and eight rebounds, and had his team in a position to win late. Arkansas had the ball with 1:31 left and holding for the last shot with the score tied 71-71. With 1:02 remaining, U.S. Reed tripped and was called for walking, giving the Sycamores the ball.

ISU held for the last shot, but could not get the ball to Bird, who was smothered by Moncrief. It was Bob Heaton who launched the shot with two seconds left and the Hogs watched helplessly as it hit both sides of the rim before dropping through, depriving the Hogs of a second straight trip to the Final Four.

Indiana St. 73, Arkansas 71
Midwest Regional • Elite Eight • March 17, 1979
Riverfront Coliseum • Cincinnati, Ohio • Att.: 17,166


Indiana St.

#	Player	Tot-FG		FT	FTA	Tot	PF	TP	A	TO	BLK	S	MIN
		FG	FGA										
42	Alex Gilbert *	6	9	0	0	2	3	12	0	0	2	0	22
40	Brad Milley *	3	3	0	0	4	2	6	3	1	0	0	35
33	Larry Bird *	12	22	7	8	10	3	31	3	2	0	1	40
23	Steve Reed *	0	1	0	0	3	0	5	0	0	0	0	32
22	Carl Nicks *	5	11	3	4	1	4	13	3	3	0	0	33
30	Bob Heaton	4	5	0	0	1	0	8	0	0	0	0	16
44	Leroy Staley	1	4	1	3	3	1	3	0	1	0	1	22
TEAM Totals		31	55	11	15	20	16	73	14	7	2	2	200
FG%		1st Half: 15-30 .500		2nd Half: 16-25 .640		Game: .564		DEADBALL					
F Throw%		1st Half: 7-11 .636		2nd Half: 4-4 1.000		Game: .733		REBOUNDS		2			

Arkansas

#	Player	Tot-FG		FT	FTA	Tot	PF	TP	A	TO	BLK	S	MIN
		FG	FGA										
20	Alan Zahn *	5	7	0	0	3	3	10	3	1	0	0	30
44	Scott Hastings *	3	7	4	4	3	2	10	3	3	0	0	40
30	Steve Schall *	6	7	0	2	4	4	12	2	1	0	0	40
24	U.S. Reed *	4	8	3	4	5	11	2	1	0	0	0	34
32	Sidney Moncrief *	10	16	4	4	8	2	24	2	3	0	0	40
40	Tony Brown	0	0	0	0	0	0	0	1	0	0	0	4
34	Mike Young	2	2	0	0	1	1	4	1	0	0	0	12
TEAM Totals		30	47	11	13	25	17	71	14	10	0	0	200
FG%		1st Half: 16-25 .640		2nd Half: 14-22 .636		Game: .638		DEADBALL					
F Throw%		1st Half: 7-9 .778		2nd Half: 4-4 1.000		Game: .846		REBOUNDS		0			

Score by Periods	1st	2nd	Total
Indiana St.	37	36	73
Arkansas	39	32	71



No. 5 ARKANSAS 74, No. 2 UCLA 70 NCAA Tournament Regional Semifinal March 16, 1978, at Albuquerque, N.M.

It had been an incredible year for Arkansas. The Razorbacks repeated as Southwest Conference champs but had to nervously await an NCAA at-large bid when they were eliminated from the league tournament by Houston in the semifinals. The "Triplets," Ron Brewer, Sidney Moncrief and Marvin Delph, were the ringleaders.

Still, the Hogs were underdogs and a new kid on the NCAA block when they faced second-ranked UCLA in the third round at Albuquerque. David Greenwood was the leader of the Bruins, who weren't far removed from their incredible string of NCAA championships.

UCLA was stunned as Arkansas roared to a 40-22 lead that was cut to 42-29 by halftime. The Bruins didn't panic. They pressed the Hogs and took a 60-58 lead.

Brewer tied the game with two free throws, Steve Schall hit a short turnaround and Delph drilled a jump shot to put the Hogs back in front.

Delph sizzled by hitting 11 of his 14 shots, finishing with 23 points. Moncrief had 21 and Brewer 18. Greenwood finished with 17 for UCLA.

The victory moved the Razorbacks a step closer to their eventual trip to the Final Four.

Arkansas 74, UCLA 70 West Regional • Sweet 16 • March 16, 1978 University Arena • Albuquerque, N.M. • Att.: 17,750

UCLA		Tot-FG			Rebounds								
#	Player	FG	FGA	FT	FTA	Tot	PF	TP	A	TO	BLK	S	MIN
24	David Greenwood *	8	13	1	4	4	5	17	2	2	2	1	39
35	James Wilkes *	3	5	0	0	0	5	6	1	1	0	1	21
31	Gig Sims *	0	1	0	0	4	2	0	1	1	1	0	13
22	Raymond Townsend *	1	11	0	0	2	2	2	2	2	0	0	26
24	Roy Hamilton *	9	16	1	2	1	4	19	6	3	0	4	36
14	Brad Holland	5	8	0	0	0	2	8	2	1	0	0	20
32	Darrel Allums	6	7	0	2	10	4	12	0	2	0	1	27
50	Marvin Thomas	1	1	0	0	2	0	2	0	0	0	0	1
55	Kiki Vandeweghe	2	4	0	0	4	0	4	0	1	1	0	17
TEAM Totals		34	67	2	8	30	24	70	14	13	4	7	200

FG%	1st Half: 14-28 .500	2nd Half: 20-39 .512	Game: 507	DEADBALL
F Throw%	1st Half: 1-5 .200	2nd Half: 1-3 .333	Game: 250	REBOUNDS
				2

Arkansas		Tot-FG			Rebounds								
#	Player	FG	FGA	FT	FTA	Tot	PF	TP	A	TO	BLK	S	MIN
42	Jim Counce *	0	1	2	2	3	0	2	3	5	0	2	39
44	Marvin Delph *	11	14	1	1	10	2	23	0	3	0	1	40
30	Steve Schall *	4	7	0	0	2	4	8	1	2	1	2	20
10	Ron Brewer *	5	14	8	10	5	0	18	5	4	0	0	40
32	Sidney Moncrief *	7	13	7	13	11	2	21	1	1	1	0	39
20	Alan Zahn	1	1	0	0	2	3	2	1	1	0	0	21
24	U.S. Reed	0	0	0	2	0	0	0	0	0	0	0	1
TEAM Totals		28	50	18	28	36	12	74	11	16	2	5	200

FG%	1st Half: 19-30 .633	2nd Half: 9-20 .450	Game: 560	DEADBALL
F Throw%	1st Half: 4-5 .800	2nd Half: 14-23 .608	Game: 642	REBOUNDS
				3

Score by Periods	1st	2nd	Total
UCLA	29	41	70
Arkansas	42	32	74

FINAL FOURS

ARKANSAS IN THE FINAL FOUR

1941 - Tied for third	1990 - Tied for third
1945 - Tied for third	1994 - National Champion
1978 - Third	1995 - Runner-up

During Arkansas' long, illustrious history, the Razorbacks have been to the NCAA Final Four six times.

The Hogs have earned 30 bids to the NCAA Tournament and made 29 appearances, missing the 1944 event due to a car accident prior to the first-round games.

Only eight schools in the entire country have been to the Final Four more than Arkansas, and only eight schools have earned more than UA's 30 NCAA Tournament bids. Among SEC schools, only Kentucky has been to the NCAA Tournament more often. In fact, Arkansas, Kentucky, LSU, Georgia, Mississippi State and Florida are the only league schools to reach the Final Four.

It was tougher to get in the tournament in the early days, but it also took fewer games to win the title.

In the 1940s, only eight teams participated in the NCAA Tournament, which first became an event in 1939. Up to that point, the NIT was the top national post-season tournament. Twice in the '40s, the Razorbacks advanced to the Final Four.

The 1941 Hogs roared through the Southwest Conference with a 12-0 mark and carried a 19-2 record into the tournament. Arkansas downed Wyoming, 65-40, to reach the Final Four at Kansas City. Washington State handed the Razorbacks a 64-53 setback, meaning Arkansas and Pittsburgh tied for third since there was no third-place game.

UA returned in 1945, again to Kansas City. Arkansas was 16-8 entering the tournament but edged Oregon, 79-76, to reach the Final Four. Eventual national champion Oklahoma State, which Arkansas had defeated once earlier in the season, downed the Hogs and UA tied Ohio State for third place.

It took 33 years for Arkansas to return. In 1978, the Hogs were SWC champs and beat Weber State, second-ranked UCLA and California-Fullerton to advance to the Final Four at St. Louis. Top-ranked Kentucky led by just one with two minutes to play and posted a 64-59 victory.

There was a third-place game and Ron Brewer hit a buzzer shot from the top of the circle to send the Razorbacks past Notre Dame, 71-69. Brewer had 20 points and Marvin Delph 21 in their final game as Razorbacks.

Nolan Richardson guided the Hogs to the Final Four in 1990, 1994 and 1995.

In 1990, wins over Princeton, Dayton, North Carolina and Texas earned Arkansas a trip to Denver. UA was 30-4 heading into a semifinal showdown with Duke.



FINAL FOURS


Richardson took his club to Denver a day early to adjust to the altitude, but the Hogs fell behind early in both halves and used plenty of adrenaline to catch up. UA led 69-62 with 10:38 remaining, but ran out of gas. Duke came back and won, 97-83, but also used most of its energy. The Blue Devils were beaten by Nevada-Las Vegas in the title game while UA tied Georgia Tech for third.

The ultimate came in 1994. The Hogs downed North Carolina A&T, Georgetown, Tulsa and Michigan to advance to the Final Four at Charlotte, N.C. The win over Arizona was Arkansas' first ever in the national semifinals and set up a clash with Duke.

With the score tied with less than a minute to play, a well-defended Scotty Thurman hit a three-pointer to lead the Razorbacks to a 76-72 victory and the national title.

With every starter from the championship squad returning, the Hogs were favored to return to the Final Four in 1995, and they did. Texas Southern, Syracuse, Memphis and Virginia were knocked off along the way to the Final Four at Seattle, but none of the wins came by more than six points.

Arkansas fell behind early but rallied to get by North Carolina in the semifinals. Playing in the NCAA championship game for the second straight year, Arkansas came up short in an 89-78 loss to UCLA.



No. 20 ARKANSAS 74, No. 12 LOUISVILLE 73 NCAA Tournament Second Round March 14, 1981, at Austin, Texas

Defending NCAA champion Louisville and Southwest Conference champion Arkansas clawed at each other for 39 minutes and 55 seconds in the second round of the NCAA Tournament and the scoreboard read Louisville 73, Arkansas 72 after Derek Smith's short jumper for the Cardinals.

The Razorbacks, who had led by six points with 2:13 left, called timeout. U.S. Reed took the inbounds pass and coolly dribbled to midcourt near the sideline. With a second left on the clock, he launched a desperation 49-footer. The only thing desperate after the shot was the look on the faces of the Louisville players as they watched the ball hit nothing but net.

Reed shook hands with everyone on the press table after hitting a shot that will live forever in the minds of Razorback fans. He finished with 19 points. Darrell Walker had 23 and the Hogs were still alive in the NCAA Tournament.


Arkansas 74, Louisville 73 Midwest Regional • Second Round • March 14, 1981 Frank Erwin Center • Austin, Texas • Att.: 8,523

Arkansas		Tot-FG		Rebounds		Tot		PF		TP		A		TO		BLK		S		MIN	
#	Player	FG	FGA	FT	FTA	Tot	Tot	Pf	Tp	A	To	Blk	S	Min							
40	Tony Brown*	1	3	0	0	2	5	2	0	2	0	1	3								
42	Keith Peterson*	2	4	4	6	6	3	8	0	2	0	1	39								
44	Scott Hastings*	2	8	8	8	8	4	12	0	2	0	0	32								
20	Darrell Walker*	9	15	5	7	4	3	23	3	1	0	2	40								
24	U.S. Reed*	7	14	5	6	6	3	19	6	5	1	3	40								
43	Greg Skulman	0	0	0	0	0	0	0	1	2	0	0	4								
34	Mike Young	4	7	2	2	0	2	10	1	5	0	0	25								
45	Carey Kelly	0	1	0	1	1	3	0	0	1	0	0	13								
12	Brad Friess	0	0	0	0	0	0	0	0	0	0	0	4								
TEAM																					
Totals		25	52	24	30	34	23	74	11	20	1	7	200								
FG%		1st Half: 15-34 .441		2nd Half: 10-18 .555		Game: .480		DEADBALL				REBOUNDS									
F Throw%		1st Half: 7-8 .875		2nd Half: 17-22 .772		Game: .800						0									

Louisville		Tot-FG		Rebounds		Tot		PF		TP		A		TO		BLK		S		MIN	
#	Player	FG	FGA	FT	FTA	Tot	Tot	Pf	Tp	A	To	Blk	S	Min							
43	Derek Smith*	5	9	0	0	7	4	10	5	6	1	1	35								
22	Rodney McCray*	4	4	3	5	5	5	11	2	1	0	3	25								
33	Charles Jones*	4	4	2	4	3	3	10	0	1	4	0	31								
4	Lancaster Gordon*	3	6	2	3	4	2	8	1	2	1	1	30								
5	Jerry Eaves*	3	11	3	5	4	2	9	3	8	0	1	35								
21	Scotter McCray	5	9	1	4	4	4	11	0	0	2	2	23								
34	Roger Burkman	0	0	4	4	1	5	4	0	0	0	0	8								
44	Poncho Wright	2	5	6	6	0	1	10	1	1	0	2	10								
14	Greg Deuser	0	1	0	0	0	0	0	1	1	0	0	3								
TEAM																					
Totals		26	49	21	31	29	26	73	13	20	8	10	200								
FG%		1st Half: 12-18 .667		2nd Half: 14-31 .452		Game: .531		DEADBALL				REBOUNDS									
F Throw%		1st Half: 9-15 .600		2nd Half: 12-15 .800		Game: .677						2									

Technical fouls: None

Score by Periods	1st	2nd	Total
Arkansas	37	37	74
Louisville	33	40	73



Corey Beck averaged 12.0 points, 7.0 rebounds and 4.0 assists in earning Final Four All-Tournament honors in 1994.



No. 7 ARKANSAS 106, No. 23 LSU 92 March 3, 1992, at Fayetteville

It was Arkansas' first year as a member of the Southeastern Conference (SEC). Earlier in the season, Todd Day had exploded for a career-high 43 points as the Razorbacks defeated LSU, 101-90, at Baton Rouge. The Tigers recovered from the defeat, though, and by the time they arrived at Barnhill Arena, they had tied the Hogs for the SEC lead.

LSU's first ever visit to Fayetteville would determine the SEC championship.

The Tigers started strong. Shaquille O'Neal did his best to quiet an overflow crowd of 9,518 with 11 points in the opening half as LSU roared to a 51-36 advantage. O'Neal, however, scored his last points with 11:37 remaining to give the Tigers a 69-58 lead before the Razorbacks charged back.

Lee Mayberry, who hit a then-school record nine three-point field goals and finished with 35 points, teamed with Day, who finished with 27, to bring the Hogs from behind. Mayberry's last three-pointer tied the game at 87-all and Oliver Miller blocked O'Neal's shot at the buzzer to force overtime.

Arkansas blitzed the Tigers, 19-5, in the extra period. Day scored nine points and Mayberry had four during that time. The victory sent Barnhill Arena into a frenzy and the Razorbacks on the way to their first SEC title.

Arkansas 106, LSU 92 (OT) Barnhill Arena • Fayetteville, Ark. • Att.: 9,518

#	Player	Tot-FG		3-Pt		FTA		Rebounds		PF	TP	A	TO	BLK	S	MIN	
		FG	FGA	FG	FGA	FT	FTA	OF	DE								Tot
22	Clarence Ceasar *	6	15	3	8	0	0	2	6	8	5	15	6	2	1	3	37
24	Vernel Singleton *	6	8	1	1	10	11	5	2	7	5	23	1	2	0	0	37
33	Shaquille O'Neal *	9	17	0	0	3	5	5	9	14	3	21	0	2	2	0	42
4	Jamie Brandon *	5	10	2	4	0	0	2	1	3	3	12	8	3	0	0	44
10	Maurice Williamson *	6	11	4	5	1	2	0	0	0	3	17	4	2	0	2	34
43	Geert Hammink	0	0	0	0	0	0	0	1	1	0	0	1	1	0	0	3
25	Paul Marshall	0	2	0	2	0	0	0	0	0	1	0	1	0	0	1	11
5	Justin Anderson	1	5	1	4	1	2	1	0	1	2	4	2	1	0	0	15
32	Harold Boudreaux	0	0	0	0	0	0	0	0	0	0	0	0	0	0	0	1
11	Mike Hansen	0	0	0	0	0	0	0	0	0	0	0	1	0	0	0	1
TEAM								2		2							
Totals		33	68	11	24	15	20	17	19	36	22	92	23	14	3	6	225

FG%	1st Half: 21-35 .571	2nd Half: 12-33 .364	Game: 485	DEADBALL
3-PL FG%	1st Half: 7-14 .500	2nd Half: 4-10 .400	Game: 417	REBOUNDS
F Throw%	1st Half: 2-5 .400	2nd Half: 13-15 .867	Game: 750	3

#	Player	Tot-FG		3-Pt		FTA		Rebounds		PF	TP	A	TO	BLK	S	MIN	
		FG	FGA	FG	FGA	FT	FTA	OF	DE								Tot
34	Roosevelt Wallace *	4	7	0	0	0	2	2	4	6	0	8	2	2	0	0	15
3	Warren Linn *	5	9	3	6	0	0	0	1	1	1	13	3	0	0	0	34
25	Oliver Miller *	4	6	0	1	2	4	3	7	10	4	10	2	2	3	3	41
10	Todd Day *	7	13	1	4	12	15	3	5	8	3	27	3	3	0	3	43
11	Lee Mayberry *	12	18	9	12	2	2	1	1	2	0	35	7	2	0	3	42
35	Isaiah Morris	1	4	0	0	0	0	0	0	0	1	2	0	0	0	0	9
21	Darrell Hawkins	4	7	0	0	3	3	0	0	0	3	11	0	1	0	0	28
23	Ken Biley	0	0	0	0	0	0	0	0	0	0	0	1	0	0	0	3
20	Robert Shepherd	0	0	0	0	0	0	0	0	0	0	0	1	0	0	0	8
12	Clint McDaniel	0	0	0	0	0	0	0	0	0	0	0	1	0	0	0	2
TEAM								2		3							
Totals		37	64	13	23	19	26	11	19	30	12	106	19	11	3	9	225

FG%	1st Half: 14-29 .483	2nd Half: 23-35 .657	Game: 578	DEADBALL
3-PL FG%	1st Half: 6-10 .600	2nd Half: 7-13 .538	Game: 565	REBOUNDS
F Throw%	1st Half: 2-7 .286	2nd Half: 17-19 .895	Game: 731	5

Score by Periods	1st	2nd	OT	Total
LSU	51	36	5	92
Arkansas	36	51	19	106

NATIONAL CHAMPIONSHIP

Without a senior in the starting lineup, playing in the most palatial arena in college basketball with the President of the United States attending four games and led by a coach with a system that could not be drawn up on a blackboard, Arkansas vaulted into the elite of the elite when the Razorbacks won the 1994 NCAA Championship.

Construction workers built Bud Walton Arena in record time and the 19,200-seat showcase dazzled fans and opponents as much as the Razorbacks did. Sellout crowds each time the doors were opened watched the Hogs go 16-0 at home. Only one game, the 84-83 victory over LSU, was decided by fewer than 10 points. UA won those 16 games by an average of 30 points.

UA blitzed Murray State, 93-67, in the Bud Walton Arena opener on Nov. 29, but the building was dedicated a few nights later when Missouri came to Fayetteville for an ESPN showcase game. The Dec. 2 game was decided in the first few minutes as Arkansas roared to a 120-68 victory over a Missouri club that went unbeaten in the Big Eight and came within one victory of reaching the Final Four.

Ranked No. 1 nationally for 10 weeks during the regular season, the Hogs lost only twice during the regular campaign. Alabama beat Arkansas, 66-64, in Tuscaloosa, and Mississippi State edged the Hogs, 72-71, in Starkville.

Sophomores Corliss Williamson and Scotty Thurman carried much of the load, while junior Corey Beck was the blue collar leader. When the Hogs had to score, they went inside to Williamson, who averaged 20.4 points per game. He shot .626 from the field and 70 percent at the free throw line.

Thurman, though, was the last-minute hero. His three-pointer with seven seconds left gave Arkansas a one-point victory at Tennessee. He hit another three in the last 30 seconds to lift the Hogs past LSU at Baton Rouge in overtime.

Beck did much of the dirty work, defending with tenacity and leading the team in assists. He and junior Clint McDaniel were probably the best defensive guards in college basketball. Head coach Nolan Richardson certainly thought so. McDaniel also provided perimeter firepower, as did junior Dwight Stewart, Arkansas' fifth starter who was more a forward than a center.

Richardson used a deep bench to guide the Hogs to a 24-2 regular season finish. Al Dillard brought instant offense into any contest with his incredible three-point shooting range. He was Arkansas' third-leading scorer behind Williamson and Thurman (15.9 ppg) with an 8.9 average even though he played just more than 12 minutes a game. Roger Crawford, one of only two seniors on the squad, also brought instant firepower off the bench, but he was injured early in the NCAA Tournament run and was not available for the Final Four.

In his honor, UA players wore a No. 31 patch on their jerseys.

Freshmen Darnell Robinson and Lee Wilson, a pair of 6-11 centers, gave the Hogs size they didn't have in 1993 when they won 22 games and reached the Sweet 16 before falling to eventual national champion North Carolina. Senior Ken Biley and junior Elmer Martin also made significant contributions.

When President Bill Clinton visited Bud Walton Arena for a Dec. 28 blowout of Texas Southern, no one realized it would be a preview of later visits to the NCAA Tournament. The nation's most recognizable Razorback fan later appeared on the cover of Sports Illustrated wearing sweatbands presented by Richardson.

A 13-game winning streak was snapped by Kentucky in the SEC Tournament, but the Razorbacks were still seeded first in the Midwest Regional at Oklahoma City. Williamson scored 24 points and had seven rebounds in a 94-79 first-round victory over North Carolina A&T. He followed with 21 points and Robinson, making a surprise start, added 13 in the 85-73 second-round win over Georgetown.

Earlier in the year, Tulsa gave Arkansas a scare before the Hogs won in overtime, 93-91, in Tulsa. The Golden Hurricane surprised UCLA and Oklahoma State to reach the Sweet 16 with UA in Dallas. This one was no contest as Williamson and Thurman scored 21 each, and McDaniel 19 in a 103-84 victory.



NATIONAL CHAMPIONSHIP

Michigan was Arkansas' regional final foe and the Hogs could not contain Juwan Howard, but neither could the Wolverines handle Thurman. With Williamson smothered by Michigan's inside defense and held to 12 points, Thurman tossed in 20 as UA reached the Final Four with a 76-68 win attended by President Clinton.

By the time the Hogs arrived at Charlotte, N.C., they were a confident bunch. They also had been somehow convinced by Richardson that they were not nationally respected, even though they had been ranked No. 1. Arizona was the semifinal opponent and the Wildcat guards, Damon Stoudamire and Khalid Reeves, were billed as the top offensive guards in the nation.

Beck and McDaniel were motivated to the hilt and smothered them. They combined to hit just 11 of their 43 shots, including just two of 22 three-point attempts. Williamson scored 29 points and grabbed 13 rebounds, and the Hogs advanced to the championship game with a 91-82 victory.

An entire state stood still on April 4, 1994. Arkansas fans who could not be there (more than 3,000 made the trip to Charlotte) watched and listened in every corner of the state. President Clinton was there again, and so was Duke, the 1991 and '92 national champion.

After an airtight first half that ended with Arkansas holding a 34-33 lead, Duke jumped out to a 10-point advantage in the first three minutes of the second half. However, the pace of the game picked up during the run and it never slowed down. The Razorbacks took advantage and were even with the Devils less than five minutes later.

When Arkansas built a 70-65 lead late in the contest it looked safe, but Grant Hill's three tied the game with 1:29 remaining.

Although Williamson finished with 23 points, there was no doubt who would take the next shot for UA. Thurman launched a high-arching three-point attempt with only seconds left on the shot clock. The shot fell with 51 seconds left and when it settled through the net, the outcome had been determined. A pair of free throws by McDaniel and another by Dillard sealed Duke's fate, 76-72.

Once the national championship belonged to the Hogs, an entire state celebrated. President Clinton embraced Richardson on the court and later officially honored the Razorbacks at the White House.

The 1994 NCAA championship trophy is on display at Bud Walton Arena.



Corliss Williamson was named the Most Outstanding Player of the 1994 Final Four after averaging 26.0 points and 10.5 rebounds in Arkansas' two wins.



No. 3 ARKANSAS 103, TEXAS 96 Feb. 4, 1990, at Austin, Texas

Arkansas already had a two-game lead over Texas in the Southwest Conference when the Razorbacks invaded Austin for a nationally televised game.

The Hogs owned a four-game winning streak over the Longhorns, and it was a must-win situation for Texas. The Razorbacks led for most of the first half but Texas gained a five-point advantage midway through the second half. It was 77-72 'Horns when Todd Day fouled out for Arkansas 3:31 from the end.

Texas still led, 86-83, and had Travis Mays at the free throw line with 12 seconds left, but Mays missed the free throw and Lee Mayberry stunned the Texas crowd of more than 16,000 with a long three-pointer three seconds from the buzzer to send the game into overtime.

Arkansas made sure Texas never recovered. A three-pointer by Ernie Murry got the Hogs started and Mayberry's jumper at 3:20 put the Hogs in front to stay. Mayberry and Lenzie Howell each scored 23 points to offset 24 by Joey Wright, 23 by Mays and 22 by Lance Blanks. The victory gave Arkansas a three-game lead it never surrendered on its way to the SWC title.

Arkansas 103, Texas 96 (OT) Erwin Center • Austin, Texas • Att.: 16,231

Arkansas		Tot-FG		3-Pt		Rebounds		PF		TP		A		TO		BLK		S		MIN	
#	Player	FG	FGA	FG	FGA	FT	FTA	OF	DE	Tot	PF	TP	A	TO	BLK	S	MIN				
10	Todd Day *	7	16	0	0	3	4	3	2	5	5	17	1	3	2	3	33				
24	Lenzie Howell *	10	19	0	0	3	5	1	3	4	2	23	2	3	1	3	31				
55	Mario Credit *	0	2	0	0	0	0	1	2	2	0	0	0	1	2	10					
11	Lee Mayberry *	9	16	2	4	3	3	1	6	7	4	23	3	5	0	0	43				
20	Arlyn Bowers *	0	4	0	1	2	2	0	1	3	2	0	0	0	0	11					
14	Ernie Murry	3	6	2	3	1	1	1	3	4	2	9	2	0	0	2	18				
21	Darrell Hawkins	1	2	0	0	0	0	0	1	1	0	2	0	2	0	0	6				
22	Cannon Whitby	0	0	0	0	0	0	0	0	0	0	0	0	0	0	0	1				
25	Oliver Miller	3	11	0	0	2	5	8	13	4	8	0	4	10	4	32					
31	Ron Huery	4	7	0	0	7	9	0	3	3	4	15	4	1	2	0	32				
42	Larry Marks	2	3	0	0	0	0	0	0	0	0	4	0	0	0	8					
TEAM																					
Totals		39	86	4	8	21	26	13	32	45	26	103	12	18	16	14	225				

FG%	1st Half: 18-38 .473	2nd Half: 21-48 .437	Game: 453	DEADBALL
3-Pt. FG%	1st Half: 1-4 .250	2nd Half: 3-4 .750	Game: 500	REBOUNDS
F Throw%	1st Half: 7-9 .777	2nd Half: 14-17 .823	Game: 807	1

Texas		Tot-FG		3-Pt		Rebounds		PF		TP		A		TO		BLK		S		MIN	
#	Player	FG	FGA	FG	FGA	FT	FTA	OF	DE	Tot	PF	TP	A	TO	BLK	S	MIN				
32	Lance Blanks *	4	15	1	4	13	14	1	4	5	3	22	5	2	0	4	45				
42	Locksley Collie *	4	14	0	0	7	12	9	7	16	5	15	1	4	0	0	38				
44	Guillermo Myers *	5	8	0	0	0	1	6	7	13	4	10	0	2	3	1	36				
12	Joey Wright *	7	15	3	6	7	7	2	4	6	3	24	4	9	0	1	44				
14	Travis Mays *	9	23	3	9	2	3	2	8	10	4	23	1	6	1	2	45				
3	Benford Williams	1	5	0	0	0	0	3	3	6	4	2	0	1	1	0	13				
11	Courtney Jeans	0	0	0	0	0	0	0	1	1	0	0	0	1	0	0	2				
55	George Muller	0	0	0	0	0	0	0	1	1	0	0	0	0	0	0	2				
TEAM																					
Totals		30	80	7	19	29	37	23	37	60	23	96	11	25	5	8	225				

FG%	1st Half: 13-35 .371	2nd Half: 17-45 .378	Game: 375	DEADBALL
3-Pt. FG%	1st Half: 2-6 .333	2nd Half: 5-13 .385	Game: 368	REBOUNDS
F Throw%	1st Half: 12-14 .857	2nd Half: 17-23 .739	Game: 784	4

Score by Periods	1st	2nd	OT	Total
Arkansas	44	42	17	103
Texas	40	46	10	96



No. 12 ARKANSAS 73, No. 2 HOUSTON 68
March 4, 1984, at Fayetteville

Hakeem Olajuwon and Houston were on their way to their third consecutive Final Four, they were ranked second nationally and hadn't lost a Southwest Conference game in two years. The Cougars had gone 16-0 in 1983 and were 15-0 going into the regular season finale at Barnhill Arena.

Arkansas was outstanding as well. The Hogs already had upset top-ranked North Carolina at Pine Bluff, but at 13-2 couldn't catch Houston in the SWC standings. No one in the overflow crowd of 9,438 cared as they watched a terrific contest showcased by national television.

Olajuwon was held to 10 points before fouling out, but Michael Young picked up the slack with 22 and Alvin Franklin earned 21. They weren't as hot as the Hogs, though. Joe Kleine, whose inside power put Olajuwon in foul trouble, scored 22 points, hitting all 10 of his free throws. Charles Balentine added 16, Ricky Norton 14 and Alvin Robertson 13 points and nine assists.


Houston led at the half but saw its hopes dim when Olajuwon drew his fourth and fifth fouls in a 38-second span six minutes from the end while trying to stop Kleine inside. Kleine hit all four free throws and the Hogs had a huge victory.

Arkansas 73, Houston 68
Barnhill Arena • Fayetteville, Ark. • Att.: 9,438

Table with 14 columns: #, Player, Tot-FG, FGA, FT, FTA, Rebounds (Tot, PF), TP, A, TO, BLK, S, MIN. Includes player stats for Houston and Arkansas, and game summary statistics.

Table with 14 columns: #, Player, Tot-FG, FGA, FT, FTA, Rebounds (Tot, PF), TP, A, TO, BLK, S, MIN. Includes player stats for Houston and Arkansas, and game summary statistics.

Summary statistics table including FG%, F Throw%, 3-Pt. FG%, and Score by Periods for both teams.



ARKANSAS 104, No. 2 AUBURN 88
Feb. 24, 1999, at Fayetteville

Auburn hadn't won a SEC championship in 39 years but had already clinched the title and was ranked second nationally with a 25-1 record when the Tigers came to Bud Walton Arena for Arkansas' regular season home finale.

The Razorbacks had stunned fifth-ranked Kentucky four days earlier and believed a win over Auburn would clinch a spot in the NCAA Tournament. It was an emotional evening before the game started. Seniors Derek Hood, Pat Bradley and Kareem Reid, record-setters who persevered through four sometimes-difficult seasons, were introduced to the Bud Walton Arena fans for the final time.

Arkansas' fans created the noisiest environment Coach Nolan Richardson, his players and long-time followers of the program could ever remember. An overflow crowd of 20,298 nearly shook the building with an incredible level of exhortation. Not a player or coach on either side completed an interview without mentioning the crowd.

It was a one-point game with 16:26 left but a rebound basket by Hood spurred the Razorbacks to a 30-10 run that left Auburn in shock. Both teams were quick, but the Tigers must have thought there were more than five Hogs on the floor as the noise pushed Arkansas beyond its highest previous performance level of the campaign.

Arkansas 104, Auburn 88
Bud Walton Arena • Fayetteville, Ark. • Att.: 20,298

Table with 14 columns: #, Player, Tot-FG, FGA, 3-Pt, FGA, FT, FTA, Rebounds (Tot, PF), TP, A, TO, BLK, S, MIN. Includes player stats for Auburn and Arkansas, and game summary statistics.

Table with 14 columns: #, Player, Tot-FG, FGA, 3-Pt, FGA, FT, FTA, Rebounds (Tot, PF), TP, A, TO, BLK, S, MIN. Includes player stats for Auburn and Arkansas, and game summary statistics.

Summary statistics table including FG%, F Throw%, 3-Pt. FG%, and Score by Periods for both teams.



NCAA LEADERS

NCAA INDIVIDUAL STATISTICAL LEADERS

1991	Oliver Miller, 70.4 field goal percentage (254-361)
1976	Sidney Moncrief, 66.5 field goal percentage (149-224)*
1974	Rickey Medlock, 91.6 free throw percentage (87-95)
1961-63	Tommy Boyer, 89.2 career free throw pct. (315-353)**
1963	Tommy Boyer, 44 consecutive free throws**
1963	Tommy Boyer, 91.3 free throw percentage (147-161)
1962	Tommy Boyer, 93.3 free throw percentage (125-134)


* All-time NCAA record for a freshman

** Since broken

NCAA TEAM STATISTICAL LEADERS

1999	292 three-point field goals made
1995	361 three-point field goals made*
1995	721 assists
1995	3,416 points scored
1995	445 steals
1995	39 games played
1994	91.2 winning percentage (31-3)
1994	301 three-point field goals made
1994	687 assists
1994	20.2 assists per game
1994	91.2 winning percentage (31-3)
1994	17.9-point margin of victory (93.4-75.6)
1992	674 assists
1991	3,783 points scored
1991	467 steals
1989	11.6 steals (372 in 32 games)
1978	54.6 field goal percentage (1,060-1,943)
1977	54.5 field goal percentage (849-1,558)
1962	.776 free throw percentage (502-647)

* All-time NCAA record



No. 9 ARKANSAS 94, No. 5 KENTUCKY 92 Jan. 29, 1995, at Fayetteville

Kentucky's second-ever trip to Fayetteville was a highly-anticipated event. CBS moved the game to Super Bowl Sunday to ensure a large audience for the nationally televised event.

By halftime it was obvious another special event was taking place, just as every Arkansas-Kentucky game had been. The Wildcats led by one when Reggie Garrett stunned the visitors with a halfcourt buzzer shot to give UA a 49-47 halftime lead.

UA was tied or led the entire second half until Walter McCarty's short jumper gave Kentucky an 82-80 lead with 5:19 left. From that point on, neither team led by more than four, and there were three ties and three lead changes.

Scotty Thurman, UA's greatest last-second shot maker ever, made sure the crowd went home happy. He drove past UK defenders, pulled up and hit an 18-footer with eight seconds to go to put the Razorbacks in front for good. McDaniel made a baseline steal in the final second and hit a free throw for the final two-point margin.


Thurman and Corliss Williamson combined for 50 points as the Hogs won their fourth straight regular season game over the Wildcats.

Arkansas 94, Kentucky 92 Bud Walton Arena • Fayetteville, Ark. • Att.: 20,298

Kentucky		Tot-FG		3-Pt			Rebounds			PF		TP		A		TO		BLK		S		MIN	
#	Player	FG	FGA	FG	FGA	FT	FTA	OF	DE	Tot	PF	TP	A	TO	BLK	S	MIN						
12	Rodrick Rhodes *	4	13	1	6	2	2	0	3	3	2	11	7	4	0	2	35						
40	Walter McCarty *	7	9	2	3	0	0	2	5	7	4	16	2	0	0	0	24						
10	Andre Riddick *	1	6	0	0	0	1	3	5	8	4	2	1	1	3	0	24						
00	Tony Delk *	9	15	6	9	7	8	1	2	3	3	31	2	3	0	1	35						
15	Jeff Sheppard *	5	9	2	5	2	2	1	2	3	5	14	2	3	0	0	26						
32	Jared Prickett	1	2	0	0	0	0	0	1	1	2	2	0	1	0	0	9						
25	Anthony Epps	2	3	2	3	2	2	0	0	0	0	8	4	1	0	1	15						
24	Antoine Walker	1	3	1	1	0	0	0	1	1	1	3	1	2	1	0	12						
41	Mark Pope	1	2	0	0	3	4	1	1	2	4	5	0	0	0	0	16						
3	Chris Harrison	0	1	0	1	0	0	0	0	0	1	0	0	0	0	0	1						
34	Scott Padgett	0	0	0	0	0	0	0	0	0	0	0	0	0	0	0	1						
22	Allen Edwards	0	1	0	1	0	0	0	0	0	0	0	0	0	0	0	2						
TEAM																							
Totals		31	64	14	29	16	19	10	22	32	26	92	19	15	4	4	200						

Arkansas		Tot-FG		3-Pt			Rebounds			PF		TP		A		TO		BLK		S		MIN	
#	Player	FG	FGA	FG	FGA	FT	FTA	OF	DE	Tot	PF	TP	A	TO	BLK	S	MIN						
34	Corliss Williamson *	9	15	0	0	10	13	2	7	9	1	28	3	2	3	2	33						
30	Scotty Thurman *	5	6	4	5	8	8	0	4	4	2	22	2	2	0	1	37						
15	Dwight Stewart *	2	7	2	5	0	0	0	3	3	5	6	2	3	2	0	19						
12	Clint McDaniel *	2	5	1	4	4	6	1	0	1	2	9	4	2	0	2	30						
14	Corey Beck *	2	5	0	1	4	5	2	4	6	4	8	8	4	0	1	36						
23	Reggie Garrett	3	6	1	2	1	1	0	0	0	4	8	0	1	0	0	17						
44	Darnell Robinson	4	8	0	2	0	0	2	2	4	1	8	1	3	1	1	16						
3	Al Dillard	2	4	1	2	0	0	0	0	0	1	5	0	1	0	0	8						
33	Lee Wilson	0	1	0	0	0	0	1	1	2	0	0	0	0	1	0	3						
21	Landis Williams	0	0	0	0	0	0	0	0	0	0	0	0	0	0	0	1						
TEAM																							
Totals		29	57	9	21	27	33	9	24	33	20	94	20	18	7	7	200						

Score by Periods	1st	2nd	Total
Kentucky	47	45	92
Arkansas	49	45	94






ALL-AMERICANS




JOHN ADAMS

1941 - Helms Foundation 1st/
Converse Yearbook 2nd




TOMMY BOYER

1963 - UPI, Converse HM



RON BREWER

1978 - Converse, USBWA, WA 1st/
AP 2nd/BW 3rd
Helms Foundation
1977 - Helms Foundation




RONNIE BREWER

2006 - Basketball Times 3rd
AP, CollegeInsider.com HM




JERRY CARLTON

1962 - Converse HM
1961 - Converse HM




TODD DAY

1992 - WA 1st/NABC, SN, BW 2nd/
AP & UPI 3rd
1991 - WA 1st/AP 2nd/
BT, NABC, BW 3rd
1990 - Basketball Times 3rd




MARVIN DELPH

1978 - Converse Yearbook 2nd
1977 - AP, TSN HM




BILL FLYNT

1946 - Helms Foundation 3rd




FRED GRIM

1958 - Associated Press HM



SCOTT HASTINGS

1982 - Helms Foundation
1981 - Helms Foundation



GEORGE KOK

1948 - AP 3rd
1946 - Sporting News 2nd




GENE LAMBERT

1929 - Helms Foundation 1st




LEE MAYBERRY

1992 - AP, Basketball Times &
NABC 3rd




SIDNEY MONCRIEF

1979 - AP, Converse, NABC, USBWA,
WA 1st/TSN & UPI 2nd
1978 - WA 1st/UIP 2nd/AP,
NABC 3rd/Helms
1977 - AP, TSN HM



TOM PICKELL

1929 - College Humor Magazine




IKE POOLE

1936 - Helms Foundation 1st/
Converse 2nd




BOBBY PORTIS

2015 - Associated Press, USBWA 2nd,
Sporting News 3rd




CLYDE RHODEN

1960 - Converse HM




JACK ROBBINS

1938 - NEA 3rd




ALVIN ROBERTSON

1984 - UPI 2nd/AP 3rd



GLEN ROSE
1928 - Helms Foundation 1st
(1978 NABC Golden Anniversary Award)



WEAR SCHOONOVER
1930 - College Humor Magazine 2nd




JAMES "DOC" SEXTON
1932 - College Humor Magazine 3rd
1931 - College Humor Magazine 3rd



MARTIN TERRY
1973 - Helms Foundation 1st




SCOTTY THURMAN
1995 - Basketball Times 3rd
Associated Press HM
1994 - Associated Press HM



DARRELL WALKER
1983 - AP/Converse & UPI 2nd
Helms Foundation



CORLISS WILLIAMSON
1995 - TSN, WA, BW 1st/AP,
NABC, UPI, USBWA 2nd
1994 - WA 1st/AP, NABC, UPI,
USBWA, BW 2nd/BT 3rd



CLAYTON WYNNE
1943 - Pic Magazine 3rd

Note: AP (1948-) and UPI (1949-96) selected only a first team until 1951; *College Humor Magazine* selected teams from 1929-33 and in 1936; *Converse Yearbook* selected teams from 1932-83; the Helms Foundation (1905-83) selected only a first team; the NABC selected only a first team until 1948; NEA (Newspaper Enterprise Association) selected teams from 1917-73; *Pic Magazine* selected teams from 1942-44; The Sporting News selected teams from 1943-46 and since 1997; the USBWA (United States Basketball Writers Association) selected a 10-player first team from 1957-83, five-player first and second teams from 1984-97 and added a third team in 1998; and the Wooden Award has selected a first and second team since 1977.

FRESHMEN ALL-AMERICANS




PATRICK BEVERLEY
2007 - CollegeInsider.com 1st
Basketball Times 2nd
Rivals.com
CollegeHoops.net 3rd



RONNIE BREWER
2004 - Rivals.com 2nd
College Basketball News 3rd




COURTNEY FORTSON
2009 - CollegeHoops.net 3rd




JOE JOHNSON
2000 - Basketball Times 2nd



MARSHAWN POWELL
2010 - Rivals.com 3rd



SCOTTY THURMAN
1993 - Sporting News 1st



CORLISS WILLIAMSON
1993 - Sporting News 1st

Legend

- AP - Associated Press
- BT - *Basketball Times*
- BW - *Basketball Weekly*
- Converse - Converse Magazine
- NABC - National Association of Basketball Coaches
- NEA - Newspaper Enterprises Association
- SN - Sporting News
- UPI - United Press International
- USBWA - United States Basketball Writers Association
- WA - Wooden Award



Scotty Thurman is the only player in program history to earn first team All-SEC honors three times.

ALL-SEC

- 2016 Moses Kingsley, AP & Coaches' 2nd
- 2015 Bobby Portis, AP & Coaches' 1st
Michael Qualls, AP & Coaches' 2nd
- 2014 Bobby Portis, Coaches' 2nd
- 2013 BJ Young, Coaches' 2nd, AP HM
Marshawn Powell, Coaches' 2nd, AP HM
- 2012 BJ Young, Coaches' 2nd, AP HM
- 2011 Rotnei Clarke, Coaches' 2nd, AP HM
- 2010 Courtney Fortson, Coaches' 2nd, AP HM
- 2009 Mike Washington, Coaches' & AP 2nd
- 2008 Sonny Weems, Coaches' 1st, AP 2nd
- 2007 Patrick Beverley, Coaches' 2nd
- 2006 Ronnie Brewer, Coaches' & AP 1st
Jonathon Modica, Coaches' 2nd, AP HM
- 2005 Ronnie Brewer, Coaches' 1st, AP 2nd
- 2004 Jonathon Modica, Coaches' 2nd
- 2002 Jannero Pargo, AP & Coaches' 3rd
- 2001 Joe Johnson, Coaches' 2nd, AP 3rd
Jannero Pargo, AP & Coaches' 3rd
- 2000 Joe Johnson, AP 2nd, Coaches' 3rd
- 1999 Derek Hood, AP & Coaches' 2nd
- 1998 Nick Davis, AP 1st, Coaches' 2nd
Pat Bradley, AP & Coaches' 2nd
- 1997 Pat Bradley, AP & Coaches' 3rd
Derek Hood, AP & Coaches' 3rd
- 1995 Scotty Thurman, AP & Coaches' 1st
Corliss Williamson, AP & Coaches' 1st
Corey Beck, AP 3rd
Clint McDaniel, AP 3rd
- 1994 Scotty Thurman, AP & Coaches' 1st
Corliss Williamson, AP & Coaches' 1st

- 1993 Scotty Thurman, AP 2nd, Coaches' 1st
Darrell Hawkins, AP 3rd, Coaches' 2nd
Corliss Williamson, Coaches' 2nd
- 1992 Todd Day, AP 1st, Coaches'
Lee Mayberry, AP 1st, Coaches'
Oliver Miller, AP 3rd

* Coaches began selecting more than one team following the 1992 season.

SEC ALL-FRESHMAN SELECTIONS

- 2015 Anton Beard
- 2014 Bobby Portis
- 2012 BJ Young
- 2010 Marshawn Powell
- 2009 Courtney Fortson
- 2007 Patrick Beverley
- 2005 Darian Townes
- 2004 Ronnie Brewer
Olu Famutimi
- 2003 Jonathon Modica
- 2000 Joe Johnson
- 1997 Glendon Alexander
- 1996 Kareem Reid
- 1994 Darnell Robinson
- 1993 Scotty Thurman
Corliss Williamson

SEC PLAYER OF THE YEAR (Coaches)

- 2015 Bobby Portis
- 1995 Corliss Williamson
- 1994 Corliss Williamson

SEC PLAYER OF THE YEAR (AP)

- 2015 Bobby Portis
- 1995 Corliss Williamson
- 1994 Corliss Williamson

SEC NEWCOMER OF THE YEAR (AP)

- 2007 Patrick Beverley

SEC FRESHMAN OF THE YEAR

- 2007 Patrick Beverley

SEC DEFENSIVE PLAYER OF THE YEAR

- 2007 Steven Hill

SEC SIXTH MAN OF THE YEAR

- 2006 Eric Ferguson

SEC PLAYERS OF THE WEEK

- 2016 Anthlon Bell, Jan. 11
Moses Kingsley, Feb. 1
- 2015 Michael Qualls, Dec. 1
Bobby Portis, Jan. 12
Bobby Portis, Feb. 16
- 2013 BJ Young, Dec. 31
Marshawn Powell, Feb. 18
- 2011 Rotnei Clarke, Jan. 31 & Feb. 28

- 2010 Rotnei Clarke, Nov. 16
Courtney Fortson, Feb. 8
- 2009 Michael Washington, Nov. 17 & Jan. 5
Courtney Fortson, Dec. 15
- 2008 Sonny Weems, Feb. 4
- 2007 Gary Ervin, Jan. 8 & March 5
- 2006 Jonathon Modica, Feb. 6
- 2005 Jonathon Modica, Feb. 14
- 2002 Jannero Pargo, Dec. 23 & Jan. 28
- 2001 Jannero Pargo, Jan. 22
- 1998 Kareem Reid, Dec. 15
- 1995 Corliss Williamson, Feb. 13
Scotty Thurman, Feb. 20
- 1994 Scotty Thurman, Feb. 7 & Feb. 21
Corliss Williamson, Feb. 28
- 1992 Todd Day, Jan. 13 & March 2

SEC FRESHMAN POW

(Beginning in 2007)

- 2015 Anton Beard, Feb. 23
- 2013 Bobby Portis, Dec. 9, Jan. 6, Feb. 10
- 2012 BJ Young, Jan. 9
- 2010 Marshawn Powell, Feb. 1
- 2009 Courtney Fortson, Dec. 22
- 2007 Patrick Beverley, Nov. 13, Nov. 27, Feb. 19

SEC ALL-DEFENSIVE TEAM

(Selected in 1991 and 1992; and again in 2008)

- 2016 Moses Kingsley
- 2011 Delvon Johnson
- 2008 Steven Hill
- 1992 Lee Mayberry



Ronnie Brewer was a two-time All-SEC first team choice by the league coaches before making the jump to the NBA as a first round pick in 2006.



Bobby Portis became the first player in program history with 1,000 points and 500 rebounds as a sophomore, leading Arkansas back to the NCAA Tournament in 2015.

SEC COMMUNITY SERVICE TEAM

- 2016 Keaton Miles
- 2015 Moses Kingsley
- 2014 Kikko Haydar
- 2013 Kikko Haydar
- 2012 Michael Sanchez
- 2011 Marcus Britt
- 2010 Rotnei Clarke
- 2009 Michael Sanchez
- 2008 Darian Townes
- 2007 Sean McCurdy
- 2006 Dontell Jefferson
- 2005 Steven Hill
- 2004 Billy Pharis
- 2003 Blake Eddins
- 2002 Blake Eddins
- 2001 Brandon Davis
- 2000 Brandon Davis
- 1999 Pat Bradley

NATIONAL ASSOCIATION OF BASKETBALL COACHES (NABC) ALL-DISTRICT

- 2015 Bobby Portis, 1st
Michael Qualls, 2nd
- 2013 Marshawn Powell, 2nd
- 2009 Michael Washington, 2nd
- 2008 Sonny Weems, 2nd
- 2007 Patrick Beverley, 2nd
- 2006 Ronnie Brewer, 1st
- 2005 Ronnie Brewer, 1st
- 2002 Jannero Pargo, 1st
- 2001 Joe Johnson, 1st
- 1999 Derek Hood, 2nd
Kareem Reid, 2nd
- 1998 Kareem Reid, 2nd
- 1997 Kareem Reid, 2nd
- 1995 Corliss Williamson, 1st
Scotty Thurman, 2nd

- 1994 Scotty Thurman, 1st
Corliss Williamson, 1st
- 1993 Scotty Thurman, 2nd
- 1992 Todd Day, 1st
Lee Mayberry, 2nd
Oliver Miller, 2nd
- 1991 Todd Day, 1st
Lee Mayberry, 1st
Oliver Miller, 1st
- 1990 Todd Day, 1st
Lenzie Howell, 1st
Lee Mayberry, 1st
Oliver Miller, 1st
- 1988 Andrew Lang, 1st
- 1985 Charles Ballentine, 1st
Joe Kleine, 1st
- 1984 Alvin Robertson, 1st
Joe Kleine, 2nd
- 1983 Darrell Walker, 1st
- 1982 Scott Hastings, 1st
- 1981 Scott Hastings, 1st
U.S. Reed, 1st
- 1980 U.S. Reed, 1st
Scott Hastings, 2nd
- 1979 Sidney Moncrief, 1st
- 1978 Ron Brewer, 1st
Marvin Delph, 1st
Sidney Moncrief, 1st
- 1977 Ron Brewer, 1st
Marvin Delph, 1st
Sidney Moncrief, 1st
- 1976 Marvin Delph, 3rd
Daryll Saulsberry, 3rd
- 1975 Kent Allison, 1st
Rickey Medlock, 3rd
- 1974 Dean Tolson, 2nd
- 1973 Martin Terry, 1st
Dean Tolson, 3rd

- 1972 Martin Terry, 3rd
- 1968 James Eldridge, 3rd
- 1967 Tommy Rowland, 2nd
- 1966 Ricky Sugg, 2nd
- 1965 Ricky Sugg, 3rd
- 1964 Jim Magness, 2nd
- 1963 Tommy Boyer, 2nd
- 1962 Jerry Carlton, 1st
Tommy Boyer, 2nd
- 1960 Clyde Rhoden, 1st
- 1958 Fred Grim, 1st
- 1957 Terry Day
- 1956 Jerald Barnett
- 1955 Buddy Smith
- 1954 Jerald Barnett
- 1953 Gene Lambert
- 1950 Robert Ambler
James Cathcart

UNITED STATES BASKETBALL WRITERS ASSOCIATION (USBWA) ALL-DISTRICT VII

- 2016 Moses Kingsley
- 2015 Bobby Portis
Michael Qualls
- 2014 Bobby Portis
- 2013 Marshawn Powell, BJ Young
- 2012 BJ Young
- 2011 Rotnei Clarke
- 2010 Rotnei Clarke
- 2009 Michael Washington
- 2008 Sonny Weems
- 2007 Patrick Beverley
- 2006 Ronnie Brewer
- 2005 Ronnie Brewer
- 2004 Jonathon Modica

USBWA ALL-DISTRICT POY

- 2015 Bobby Portis

USBWA ALL-AMERICA SECOND TEAM

- 2015 Bobby Portis



ALL-TOURNAMENT

FINAL FOUR

- 1995 Clint McDaniel
Corliss Williamson
- 1994 Corey Beck
Scotty Thurman
Corliss Williamson - MVP
- 1978 Ron Brewer

Final Four All-Tournament teams started in 1952

NCAA TOURNAMENT

ALL-REGIONAL MIDWEST

- 1995 Scotty Thurman
Corliss Williamson - MVP
- 1994 Clint McDaniel
Scotty Thurman
Corliss Williamson
- 1990 Lenzie Howell - MVP
Lee Mayberry
Oliver Miller
- 1991 Todd Day
Oliver Miller
- 1979 Sidney Moncrief
Steve Schall

MIDEAST

- 1983 Darrell Walker

WEST

- 1978 Ron Brewer - MVP
Marvin Delph
Sidney Moncrief

SEC TOURNAMENT

- 2015 Michael Qualls
- 2008 Charles Thomas
Darrian Townes
- 2007 Sonny Weems
- 2001 Joe Johnson
- 2000 Brandon Dean - MVP
Joe Johnson
- 1999 Derek Hood
Kareem Reid
- 1995 Scotty Thurman
Corliss Williamson
- 1994 Corliss Williamson
- 1992 Todd Day

NABC ALL-STAR GAME PARTICIPANTS

- 1993 Darrell Hawkins
- 1992 Lee Mayberry
- 1991 Ron Huery
- 1988 Andrew Lang
- 1984 Alvin Robertson
- 1983 Darrell Walker
- 1982 Scott Hastings
- 1979 Sidney Moncrief

COACH OF THE YEAR

NATIONAL

- 1994 Nolan Richardson - NABC, Naismith,
Chevrolet/CBS, Atlanta Tipoff Club,
Kodak
- 1978 Eddie Sutton - AP, UPI, USBWA

NABC DISTRICT 9

- 1994 Nolan Richardson
- 1991 Nolan Richardson
- 1990 Nolan Richardson
- 1978 Eddie Sutton
- 1977 Eddie Sutton

SEC


- 1998 Nolan Richardson - Coaches' &
Birmingham Tipoff Club (Rupp Cup)

SEC LEGENDS

- 2016 Pat Bradley
- 2015 Darrell Walker
- 2014 Clint McDaniel
- 2013 Jerry Carlton
- 2012 Nolan Richardson
- 2011 George Kok
- 2010 Jim Counce
- 2009 Scotty Thurman
- 2008 Corliss Williamson
- 2007 U.S. Reed
- 2006 Marvin Delph
- 2005 Scott Hastings
- 2004 Todd Day
- 2003 Lee Mayberry
- 2002 Ron Brewer
- 2001 Joe Kleine
- 2000 Tommy Boyer
- 1999 Sidney Moncrief

OLYMPIANS

- 1984 Joe Kleine
Alvin Robertson



Eddie Sutton was named national coach of the year following the Final Four season of 1978.




Martin Terry earned All-SWC first-team honors in 1972 and 1973.

- | | | | |
|------|------------------|------|--------------------|
| 1974 | Dean Tolson | 1937 | Don Lockard |
| 1973 | Martin Terry | | Jack Robbins |
| 1972 | Martin Terry | 1936 | Elwin Gilliland |
| 1963 | Tommy Boyer | | Jim Lee Howell |
| 1962 | Jerry Carlton | | Ike Poole |
| | Tommy Boyer | 1935 | Taft Moody |
| 1961 | Jerry Carlton | | Ike Poole |
| | Clyde Rhoden | 1934 | Taft Moody |
| | Pat Foster | 1933 | Tom Murphy |
| 1960 | Clyde Rhoden | 1932 | Tom Murphy |
| 1958 | Fred Grim | | James "Doc" Sexton |
| 1956 | Jerald Barnett | 1931 | Milan Creighton |
| | Manuel Whitley | 1930 | Wear Schoonover |
| 1951 | D.L. Miller | | Milan Creighton |
| 1950 | Jim Cathcart | | Roy Prewitt |
| 1949 | Kenneth Kearns | 1929 | Tom Pickell |
| 1948 | George Kok | | Gene Lambert Sr. |
| 1947 | Alvin Williams | | Wear Schoonover |
| 1946 | George Kok | 1928 | Glen Rose |
| 1945 | George Kok | | Tom Pickell |
| 1944 | Deno Nichols | | Gene Lambert Sr. |
| | Billy Flynt | | Wear Schoonover |
| 1943 | Gordon Carpenter | 1927 | Glen Rose |
| | Clayton Wynne | | Harold Steele |
| 1942 | R.C. Pitts | | Tom Pickell |
| 1941 | Johnny Adams | 1926 | Rolla Adams |
| | John Frieberger | | Elbert Pickell |
| | Howard Hickey | | Glen Rose |
| 1940 | Howard Hickey | | Curtis Parker |
| 1939 | Johnny Adams | 1925 | Rolla Adams |
| 1938 | Don Lockard | | |
| | Jack Robbins | | |

ALL-SOUTHWEST CONFERENCE

(First team only)

- | | |
|------|-----------------|
| 1991 | Todd Day |
| | Lee Mayberry |
| | Oliver Miller |
| 1990 | Todd Day |
| | Lee Mayberry |
| 1989 | Keith Wilson |
| 1988 | Ron Huery |
| 1985 | Joe Kleine |
| 1984 | Joe Kleine |
| | Alvin Robertson |
| 1983 | Darrell Walker |
| 1982 | Scott Hastings |
| 1981 | Scott Hastings |
| 1980 | Scott Hastings |
| 1979 | Sidney Moncrief |
| 1978 | Ron Brewer |
| | Marvin Delph |
| | Sidney Moncrief |
| 1977 | Ron Brewer |
| | Marvin Delph |
| | Sidney Moncrief |
| 1975 | Kent Allison |
| | Robert Birden |



Alvin Robertson was a All-SWC first team selection in 1984, the same year he earned All-America honors.



ALL-TIME FINAL RANKINGS

1977

Associated Press

- 1. Michigan
2. UCLA
3. Kentucky
4. UNLV
5. North Carolina
6. Syracuse
7. Marquette
8. San Francisco
9. Wake Forest
10. Notre Dame
11. Alabama
12. Detroit
13. Minnesota
14. Utah
15. Tennessee
16. Kansas St.
17. UNC-Charlotte
18. ARKANSAS
19. Louisville
20. Virginia Military

United Press International

- 1. Michigan
2. San Francisco
3. North Carolina
4. UCLA
5. Kentucky
6. UNLV
7. ARKANSAS
8. Tennessee
9. Syracuse
10. Utah
11. Kansas St.
12. Cincinnati
13. Louisville
14. Marquette
15. Providence
16. Indiana St.
17. Minnesota
18. Alabama
19. Detroit
20. Purdue

1978

Associated Press

- 1. Kentucky
2. UCLA
3. DePaul
4. Michigan St.
5. ARKANSAS
6. Notre Dame
7. Duke
8. Marquette
9. Syracuse
10. Kansas
11. San Francisco
12. New Mexico
13. Indiana
14. Utah
15. Florida St.
16. North Carolina
17. Texas
18. Detroit
19. Miami (Ohio)
20. Pennsylvania

UPI

- 1. Kentucky
2. UCLA
3. Marquette
4. New Mexico
5. Michigan St.
6. ARKANSAS
7. DePaul
8. Kansas
9. Duke
10. North Carolina
11. Notre Dame
12. Florida St.
13. San Francisco
14. Louisville
15. Indiana
16. Houston

17. Utah St.

- 18. Utah
19. Texas
20. Georgetown

1979

Associated Press

- 1. Indiana St.
2. UCLA
3. Michigan St.
4. Notre Dame
5. ARKANSAS
6. DePaul
7. LSU
8. Syracuse
9. North Carolina
10. Marquette
11. Duke
12. San Francisco
13. Louisville
14. Pennsylvania
15. Purdue
16. Oklahoma
17. St. John's (N.Y.)
18. Rutgers
19. Toledo
20. Iowa

UPI

- 1. Indiana St.
2. UCLA
3. North Carolina
4. Michigan St.
5. Notre Dame
6. ARKANSAS
7. Duke
8. DePaul
9. LSU
10. Syracuse
11. Iowa
12. Georgetown
13. Marquette
14. Purdue
15. Texas
16. Temple
17. San Francisco
18. Tennessee
19. Louisville
20. Detroit

1981

Associated Press

- 1. DePaul
2. Oregon St.
3. Arizona St.
4. LSU
5. Virginia
6. North Carolina
7. Notre Dame
8. Kentucky
9. Indiana
10. UCLA
11. Wake Forest
12. Louisville
13. Iowa
14. Utah
15. Tennessee
16. Brigham Young
17. Wyoming
18. Maryland
19. Illinois
20. ARKANSAS

1982

Associated Press

- 1. North Carolina
2. DePaul
3. Virginia
4. Oregon St.
5. Missouri
6. Georgetown
7. Minnesota
8. Idaho
9. Memphis St.

- 10. Tulsa
11. Fresno St.

12. ARKANSAS

- 13. Alabama
14. West Virginia
15. Kentucky
16. Iowa
17. Ala.-Birmingham
18. Wake Forest
19. UCLA
20. Louisville

UPI

- 1. North Carolina
2. DePaul
3. Virginia
4. Oregon St.
5. Missouri
6. Minnesota
7. Georgetown
8. Idaho
9. Memphis St.
10. Fresno St.
11. Tulsa
12. Alabama
13. ARKANSAS
14. Kentucky
15. Wyoming
16. Iowa
17. West Virginia
18. Kansas St.
19. Wake Forest
20. Louisville

1983

Associated Press

- 1. Houston
2. Louisville
3. St. John's (N.Y.)
4. Virginia
5. Indiana
6. UNLV
7. UCLA
8. North Carolina
9. ARKANSAS
10. Missouri
11. Boston College
12. Kentucky
13. Villanova
14. Wichita St.
15. UT-Chattanooga
16. N.C. St.
17. Memphis St.
18. Georgia
19. Oklahoma St.
20. Georgetown

UPI

- 1. Houston
2. Louisville
3. St. John's (N.Y.)
4. Virginia
5. Indiana
6. UNLV
7. UCLA
8. North Carolina
9. ARKANSAS
10. Kentucky
11. Villanova
12. Missouri
13. Boston College
14. N.C. St.
15. Georgia
16. UT-Chattanooga
17. Memphis St.
18. Illinois St.
19. Oklahoma St.
20. Georgetown

ESPN/USA Today

- 1. N.C. State
2. Houston
3. Louisville
4. Georgia
5. Virginia

- 6. Kentucky
7. North Carolina
8. St. John's (N.Y.)
9. Indiana

10. ARKANSAS

- 11. Villanova
12. Memphis State
13. Boston College
14. Iowa
15. Wichita State
16. UCLA
17. Ohio State
18. UNLV
19. Missouri
20. Georgetown
21. Fresno State
22. Utah
23. Syracuse
24. Washington St.
25. Tennessee

1984

Associated Press

- 1. North Carolina
2. Georgetown
3. Kentucky
4. DePaul
5. Houston
6. Illinois
7. Oklahoma
8. ARKANSAS
9. Texas-El Paso
10. Purdue
11. Maryland
12. Tulsa
13. UNLV
14. Duke
15. Washington
16. Memphis St.
17. Oregon St.
18. Syracuse
19. Wake Forest
20. Temple

UPI

- 1. North Carolina
2. Georgetown
3. Kentucky
4. DePaul
5. Houston
6. Illinois
7. ARKANSAS
8. Oklahoma
9. Texas-El Paso
10. Maryland
11. Purdue
12. Tulsa
13. UNLV
14. Duke
15. Washington
16. Memphis St.
17. Syracuse
18. Indiana
19. Auburn
20. Oregon St.

ESPN/USA Today

- 1. Georgetown
2. Houston
3. Kentucky
4. North Carolina
5. Illinois
6. DePaul
7. Virginia
8. Wake Forest
9. Memphis State
10. UNLV
11. Indiana
12. Maryland
13. ARKANSAS
14. Oklahoma
15. Dayton
16. Louisville
17. Purdue
18. Syracuse
19. Washington
20. Texas-El Paso
21. Tulsa

- 22. Duke
23. Michigan
24. SMU
25. Temple

1985

ESPN/USA Today

- 1. Villanova
2. Georgetown
3. St. John's (N.Y.)
4. Georgia Tech
5. Memphis State
6. Oklahoma
7. North Carolina
8. Louisiana Tech
9. Michigan
10. N.C. State
11. Illinois
12. Loyola (Ill.)
13. Duke
14. Auburn
15. Boston College
16. Kansas
17. Syracuse
18. Maryland
19. Va. Commonwealth
20. UNLV
21. UAB
22. Alabama
23. UCLA
24. Kentucky
25. ARKANSAS

1989

UPI

- 1. Arizona
2. Georgetown
3. Illinois
4. North Carolina
5. Oklahoma
6. Indiana
7. Duke
8. Missouri
9. Syracuse
10. Michigan
11. Seton Hall
12. Stanford
13. Louisville
14. UNLV
15. Iowa
16. Florida St.
17. ARKANSAS
18. N.C. St.
19. West Virginia
20. Alabama

ESPN/USA Today

- 1. Michigan
2. Seton Hall
3. Illinois
4. Duke
5. Georgetown
6. Syracuse
7. Arizona
8. North Carolina
9. UNLV
10. Indiana
11. Missouri
12. Oklahoma
13. Louisville
14. N.C. State
15. Virginia
16. Iowa
17. Minnesota
18. West Virginia
19. Ball State
20. ARKANSAS
21. Stanford
22. Florida State
23. Texas-El Paso
24. South Alabama
25. UCLA

1990

Associated Press

- 1. Oklahoma
2. UNLV
3. Connecticut

- 4. Michigan St.
5. Kansas
6. Syracuse
7. ARKANSAS
8. Georgetown
9. Georgia Tech
10. Purdue
11. Missouri
12. La Salle
13. Michigan
14. Arizona
15. Duke
16. Louisville
17. Clemson
18. Illinois
19. LSU
20. Minnesota
21. Loyola (Calif.)
22. Oregon St.
23. Alabama
24. New Mexico St.
25. Xavier (Ohio)

UPI

- 1. Oklahoma
2. UNLV
3. Connecticut
4. Michigan St.
5. Kansas
6. Syracuse
7. Georgia Tech
8. ARKANSAS
9. Georgetown
10. Purdue
11. Missouri
12. Arizona
13. La Salle
14. Duke
15. Michigan
16. Louisville
17. Clemson
18. Illinois
19. Alabama
20. New Mexico St.

ESPN/USA Today

- 1. UNLV
2. Duke
3. Georgia Tech
4. ARKANSAS
5. Connecticut
6. Purdue
7. Michigan St.
8. Minnesota
9. Loyola (Calif.)
10. Syracuse
11. Oklahoma
12. Texas
13. Clemson
14. Kansas
15. Georgetown
16. Alabama
17. Xavier (Ohio)
18. Michigan
19. La Salle
20. Missouri
21. Arizona
22. Ball State
23. UCLA
24. Louisville
25. North Carolina

1991

Associated Press

- 1. UNLV
2. ARKANSAS
3. Indiana
4. North Carolina
5. Ohio St.
6. Duke
7. Syracuse
8. Arizona
9. Kentucky
10. Utah
11. Nebraska
12. Kansas
13. Seton Hall
14. Oklahoma St.

- 15. New Mexico St.
16. UCLA
17. East Tenn. St.
18. Princeton
19. Alabama
20. St. John's (N.Y.)
21. Mississippi St.
22. LSU
23. Texas
24. DePaul
25. Southern Miss

UPI

- 1. UNLV
2. ARKANSAS
3. Indiana
4. North Carolina
5. Ohio St.
6. Duke
7. Arizona
8. Syracuse
9. Nebraska
10. Utah
11. Seton Hall
12. Kansas
13. Oklahoma St.
14. UCLA
15. East Tenn. St.
16. Alabama
17. New Mexico St.
18. Mississippi St.
19. St. John's (N.Y.)
20. Princeton
21. LSU
22. Michigan St.
23. Georgetown
24. N.C. St.
25. Texas

ESPN/USA Today

- 1. Duke
2. UNLV
3. Kansas
4. North Carolina
5. ARKANSAS
6. Seton Hall
7. St. John's (N.Y.)
8. Ohio State
9. Indiana
10. Arizona
11. Temple
12. Utah
13. Oklahoma St.
14. Alabama
15. Connecticut
16. Syracuse
17. Kentucky
18. E. Michigan
19. Nebraska
20. Georgetown
21. Pittsburgh
22. New Mexico St.
23. N.C. State
24. E. Tenn. St.
25. UCLA

1992

Associated Press

- 1. Duke
2. Kansas
3. Ohio St.
4. UCLA
5. Indiana
6. Kentucky
7. UNLV
8. Southern Cal
9. ARKANSAS
10. Arizona
11. Oklahoma St.
12. Cincinnati
13. Alabama
14. Michigan St.
15. Michigan
16. Missouri
17. Massachusetts
18. North Carolina
19. Seton Hall
20. Florida St.



ALL-TIME FINAL RANKINGS

21. Syracuse
22. Georgetown
23. Oklahoma
24. DePaul
25. LSU

UPI

1. Duke
2. Kansas
3. UCLA
4. Ohio St.
5. Arizona
6. Indiana
7. Southern Cal
8. **ARKANSAS**
9. Kentucky
10. Oklahoma St.
11. Michigan St.
12. Missouri
13. Alabama
14. Cincinnati
15. North Carolina
16. Florida St.
17. Michigan
18. Seton Hall
19. Georgetown
20. Syracuse
21. Massachusetts
22. Oklahoma
23. DePaul
24. St. John's (N.Y.)
25. Tulane

ESPN/USA Today

1. Duke
2. Indiana
3. Michigan
4. Ohio State
5. Cincinnati
6. Kentucky
7. Kansas
8. UCLA
9. Oklahoma St.
10. **ARKANSAS**
11. Southern Cal
12. North Carolina
13. Seton Hall
14. Florida State
15. Massachusetts
16. Arizona
17. Memphis St.
18. Missouri
19. Alabama
20. Michigan St.
21. Georgia Tech
22. Texas-El Paso
23. Georgetown
24. Syracuse
25. LSU

1993

Associated Press

1. Indiana
2. Kentucky
3. Michigan
4. North Carolina
5. Arizona
6. Seton Hall
7. Cincinnati
8. Vanderbilt
9. Kansas
10. Duke
11. Florida St.
12. **ARKANSAS**
13. Iowa
14. Massachusetts
15. Louisville
16. Wake Forest
17. New Orleans
18. Georgia Tech
19. Utah
20. Western Kentucky
21. New Mexico
22. Purdue
23. Oklahoma St.

24. New Mexico St.
25. UNLV

UPI

1. Indiana
2. North Carolina
3. Michigan
4. Kentucky
5. Arizona
6. Seton Hall
7. Cincinnati
8. Vanderbilt
9. Kansas
10. Duke
11. Florida St.
12. **ARKANSAS**
13. Iowa
14. Louisville
15. Wake Forest
19. Massachusetts
17. Utah
18. New Orleans
19. Georgia Tech
20. Purdue
21. UNLV
22. Oklahoma St.
23. Virginia
24. Western Kentucky
25. New Mexico St.

ESPN/USA Today

1. North Carolina
2. Michigan
3. Kentucky
4. Kansas
5. Indiana
6. Cincinnati
7. Florida State
8. Vanderbilt
9. Duke
10. **ARKANSAS**
11. Seton Hall
12. Arizona
13. Temple
14. Wake Forest
15. Louisville
19. Western Kentucky
17. California
18. Virginia
19. Iowa
20. Utah
21. George Washington
22. Massachusetts
23. Xavier-Ohio
24. UCLA
25. Minnesota

1994

Associated Press

1. North Carolina
2. **ARKANSAS**
3. Purdue
4. Connecticut
5. Missouri
6. Duke
7. Kentucky
8. Massachusetts
9. Arizona
10. Louisville
11. Michigan
12. Temple
13. Kansas
14. Florida
15. Syracuse
16. California
17. UCLA
18. Indiana
19. Oklahoma St.
20. Texas
21. Marquette
22. Nebraska
23. Minnesota
24. St. Louis
25. Cincinnati

UPI

1. **ARKANSAS**
2. North Carolina
3. Purdue
4. Connecticut
5. Missouri
6. Duke
7. Massachusetts
8. Kentucky
9. Arizona
10. Louisville
11. Michigan
12. Temple
13. Kansas
14. Syracuse
15. Florida
16. California
17. UCLA
18. Indiana
19. Oklahoma St.
20. Marquette
21. Texas
22. St. Louis
23. Minnesota
24. Nebraska
25. Ala.-Birmingham

ESPN/USA Today

1. **ARKANSAS**
2. Duke
3. Arizona
4. Florida
5. Purdue
6. Missouri
7. Connecticut
8. Michigan
9. North Carolina
10. Louisville
11. Boston College
12. Kansas
13. Kentucky
14. Syracuse
15. Massachusetts
16. Indiana
17. Marquette
18. Temple
19. Tulsa
20. Maryland
21. Oklahoma St.
22. UCLA
23. Minnesota
24. Texas
25. Pennsylvania

1995

Associated Press

1. UCLA
2. Kentucky
3. Wake Forest
4. North Carolina
5. Kansas
6. **ARKANSAS**
7. Massachusetts
8. Connecticut
9. Villanova
10. Maryland
11. Michigan St.
12. Purdue
13. Virginia
14. Oklahoma St.
15. Arizona
16. Arizona St.
17. Oklahoma
18. Mississippi St.
19. Utah
20. Alabama
21. Western Kentucky
22. Georgetown
23. Missouri
24. Iowa St.
25. Syracuse

UPI

1. UCLA
2. Kentucky

3. Wake Forest
4. Kansas
5. North Carolina
6. **ARKANSAS**
7. Massachusetts
8. Connecticut
9. Villanova
10. Michigan St.
11. Maryland
12. Purdue
13. Arizona
14. Virginia
15. Arizona St.
16. Oklahoma St.
17. Mississippi St.
18. Utah
19. Oklahoma
20. Alabama
21. Syracuse
22. Missouri
22. Iowa St.
24. Oregon
25. Stanford

* UPI poll discontinued following 1996 season

ESPN/USA Today

1. UCLA
2. **ARKANSAS**
3. North Carolina
4. Oklahoma St.
5. Kentucky
6. Connecticut
7. Massachusetts
8. Virginia
9. Wake Forest
10. Kansas
11. Maryland
12. Mississippi St.
13. Arizona State
14. Memphis
15. Tulsa
16. Georgetown
17. Syracuse
18. Missouri
19. Purdue
20. Michigan St.
21. Alabama
22. Utah
23. Villanova
24. Texas
25. Arizona

1996

ESPN/USA Today

1. Kentucky
2. Massachusetts
3. Syracuse
4. Mississippi St.
5. Kansas
6. Cincinnati
7. Georgetown
8. Connecticut
9. Wake Forest
10. Texas Tech
11. Arizona
12. Utah
13. Georgia Tech
14. Louisville
15. Purdue
16. Georgia
17. Villanova
18. **ARKANSAS**
19. UCLA
20. Iowa State
21. Virginia Tech
22. Iowa
23. Marquette
24. North Carolina
25. New Mexico

1998

Associated Press

1. North Carolina
2. Kansas
3. Duke
4. Arizona

5. Kentucky
6. Connecticut
7. Utah
8. Princeton
9. Cincinnati
10. Stanford
11. Purdue
12. Michigan
13. Ole Miss
14. South Carolina
15. TCU
16. Michigan St.
17. **ARKANSAS**
18. New Mexico
19. UCLA
20. Maryland
21. Syracuse
22. Illinois
23. Xavier
24. Temple
25. Murray St.

ESPN/USA Today

1. Kentucky
2. Utah
3. North Carolina
4. Stanford
5. Duke
6. Arizona
7. Connecticut
8. Kansas
9. Purdue
10. Michigan St.
11. Rhode Island
12. UCLA
13. Syracuse
14. Cincinnati
15. Maryland
16. Princeton
17. Michigan
18. West Virginia
19. South Carolina
20. Ole Miss
21. New Mexico
22. **ARKANSAS**
23. Valparaiso
24. Washington
25. TCU

1999

Associated Press

1. Duke
2. Michigan St.
3. Connecticut
4. Auburn
5. Maryland
6. Utah
7. Stanford
8. Kentucky
9. St. John's (N.Y.)
10. Miami (Fla.)
11. Cincinnati
12. Arizona
13. North Carolina
14. Ohio St.
15. UCLA
16. Col. of Charleston
17. **ARKANSAS**
18. Wisconsin
19. Indiana
20. Tennessee
21. Iowa
22. Kansas
23. Florida
24. UNC-Charlotte
25. New Mexico

ESPN/USA Today

1. Connecticut
2. Duke
3. Michigan St.
4. Ohio St.
5. Kentucky
5. St. John's (N.Y.)
7. Auburn
8. Maryland
9. Stanford
10. Utah

11. Cincinnati
12. Miami (Fla.)
12. Gonzaga
14. Temple
15. Iowa
16. Arizona
17. Florida
18. North Carolina
19. Oklahoma
20. Miami (Ohio)
21. UCLA
22. Purdue
23. Kansas
24. SW Missouri St.
25. **ARKANSAS**

2015

Associated Press

1. Kentucky (65)
2. Villanova
3. Wisconsin
4. Duke
5. Arizona
6. Virginia
7. Gonzaga
8. Notre Dame
9. Iowa State
10. Kansas
11. Northern Iowa
12. Maryland
13. Oklahoma
14. Wichita State
15. North Carolina
16. Baylor
17. Louisville
18. SMU
19. Utah
20. West Virginia
21. **ARKANSAS**
22. Georgetown
23. Michigan State
24. Butler
25. VCU

ESPN/USA Today

1. Duke (29)
2. Wisconsin
3. Kentucky (2)
4. Arizona
5. Notre Dame
6. Gonzaga
7. Michigan State
8. Virginia
9. Villanova
10. Louisville
11. Wichita State
12. North Carolina
13. Oklahoma
14. Northern Iowa
15. Utah
16. Maryland
17. Kansas
18. West Virginia
19. Iowa State
20. **ARKANSAS**
21. Baylor
22. Xavier
23. Butler
24. NC State
25. Oregon



ALL-TIME NBA DRAFT PICKS (37)

Player	Year	Team	Round	Overall
Bobby Portis	2015	Chicago Bulls	1st	22
Patrick Beverley	2009	Los Angeles Lakers	2nd	42
Sonny Weems	2008	Chicago Bulls	2nd	39
Ronnie Brewer	2006	Utah Jazz	1st	14
Joe Johnson	2001	Boston Celtics	1st	10
Darnell Robertson	1996	Dallas Mavericks	2nd	58
Corliss Williamson	1995	Sacramento Kings	1st	13
Todd Day	1992	Milwaukee Bucks	1st	8
Oliver Miller	1992	Phoenix Suns	1st	22
Lee Mayberry	1992	Milwaukee Bucks	1st	23
Isaiah Morris	1992	Miami Heat	2nd	37
Andrew Lang	1988	Phoenix Suns	2nd	28
Joe Kleine	1985	Sacramento Kings	1st	6
Charles Balentine	1985	Sacramento Kings	6th	120
Alvin Robertson	1984	San Antonio Spurs	1st	7
Leroy Sutton	1984	Dallas Mavericks	8th	176
Darrell Walker	1983	New York Knicks	1st	12
Scott Hastings	1982	New York Knicks	2nd	29
Tony Brown	1982	New Jersey Nets	4th	82
Keith Peterson	1982	Dallas Mavericks	8th	165
U.S. Reed	1981	Kansas City Kings	5th	104
Allan Zahn	1980	San Antonio Spurs	7th	153
Steve Schall	1980	San Antonio Spurs	10th	209
Sidney Moncrief	1979	Milwaukee Bucks	1st	5
Steve Schall	1979	San Antonio Spurs	5th	106
Marvin Delph	1979	Boston Celtics	6th	110
Ron Brewer	1978	Portland Trailblazers	1st	7
Marvin Delph	1978	Buffalo Braves	3rd	65
Dean Tolson	1974	Seattle Supersonics	5th	80
Dennis White	1974	Kansas City Kings	10th	167
Martin Terry	1973	Chicago Bulls	3rd	39
Jerry Carlton	1962	St. Louis Hawks	13th	96
Fred Grim	1958	Syracuse Nationals	5th	38
Walt Kearns	1953	Minneapolis Lakers	10th	87
Gene Lambert Jr.	1953	Rochester Royals	18th	117
Bob Ambler	1951	Tri-Cities Blackhawks	7th	62
Jim Cathcart	1950	Washington Capitols	7th	77

BY TEAM

Team	Selections
Atlanta*	2
Boston	2
Brooklyn&	1
Chicago	3
Dallas	3
Los Angeles Clippers@	1
Los Angeles Lakers#	2
Miami	1
Milwaukee	3
New York	2
Oklahoma City^	1
Phoenix	2
Philadelphia!	1
Portland	1
Sacramento%	6
San Antonio	4
Utah	1

Team Guide

- * 1 as Tri-Cities Blackhawks
- * 1 as St. Louis Hawks
- & as New Jersey Nets
- @ as Buffalo Braves
- ^ as Seattle Supersonics
- ! as Syracuse Nationals
- % 2 as Kansas City Kings
- % 1 as Rochester Royals
- # 1 as Minneapolis Lakers

BY ROUND

Round	Selections
1st	12
2nd	6
3rd	2
4th	1
5th	4
6th	2
7th	3
8th	2
9th	0
10th	3
11th	0
12th	0
13th	1
18th	1

*The NBA Draft was reduced to two rounds in 1989

THE NUMBERS

- 37** All-Time NBA Draft Picks (*35 players)
- 16** All-Star Appearances
- 12** First Round Draft Picks
- 6** Top-10 Draft Picks
- 3** NBA Titles

*Marvin Delph and Steve Schall were both drafted twice

NBA DRAFT OVERALL PICKS

Player	Year	Team	Round	Overall
Sidney Moncrief	1979	Milwaukee Bucks	1st	5
Joe Kleine	1985	Sacramento Kings	1st	6
Ron Brewer	1978	Portland Trailblazers	1st	7
Alvin Robertson	1984	San Antonio Spurs	1st	7
Todd Day	1992	Milwaukee Bucks	1st	8
Joe Johnson	2001	Boston Celtics	1st	10
Darrell Walker	1983	New York Knicks	1st	12
Corliss Williamson	1995	Sacramento Kings	1st	13
Ronnie Brewer	2006	Utah Jazz	1st	14
Oliver Miller	1992	Phoenix Suns	1st	22
Bobby Portis	2015	Chicago Bulls	1st	22
Lee Mayberry	1992	Milwaukee Bucks	1st	23
Andrew Lang	1988	Phoenix Suns	2nd	28
Scott Hastings	1982	New York Knicks	2nd	29
Isaiah Morris	1992	Miami Heat	2nd	37
Fred Grim	1958	Syracuse Nationals	5th	38
Martin Terry	1973	Chicago Bulls	3rd	39
Sonny Weems	2008	Chicago Bulls	2nd	39
Patrick Beverley	2009	Los Angeles Lakers	2nd	42
Darnell Robertson	1996	Dallas Mavericks	2nd	58
Bob Ambler	1951	Tri-Cities Blackhawks	7th	62
Marvin Delph	1978	Buffalo Braves	3rd	65
Jim Cathcart	1950	Washington Capitols	7th	77
Dean Tolson	1974	Seattle Supersonics	5th	80
Tony Brown	1982	New Jersey Nets	4th	82
Walt Kearns	1953	Minneapolis Lakers	10th	87
Jerry Carlton	1962	St. Louis Hawks	13th	96
U.S. Reed	1981	Kansas City Kings	5th	104
Steve Schall	1979	San Antonio Spurs	5th	106
Marvin Delph	1979	Boston Celtics	6th	110
Gene Lambert Jr.	1953	Rochester Royals	18th	117
Charles Balentine	1985	Sacramento Kings	6th	120
Allan Zahn	1980	San Antonio Spurs	7th	153
Keith Peterson	1982	Dallas Mavericks	8th	165
Dennis White	1974	Kansas City Kings	10th	167
Leroy Sutton	1984	Dallas Mavericks	8th	176
Steve Schall	1980	San Antonio Spurs	10th	209



Bobby Portis was the No. 22 overall pick by the Chicago Bulls in the 2015 NBA Draft and the 12th first rounder in program history.



All-NBA Teams

2010 - Joe Johnson, Third Team, Atlanta
 1986 - Sidney Moncrief, Second Team, Milwaukee
 1986 - Alvin Robertson, Second Team, San Antonio
 1985 - Sidney Moncrief, Second Team, Milwaukee
 1984 - Sidney Moncrief, Second Team, Milwaukee
 1983 - Sidney Moncrief, First Team, Milwaukee
 1982 - Sidney Moncrief, Second Team, Milwaukee

All-Defensive Teams

1991 - Alvin Robertson, First Team
 1990 - Alvin Robertson, Second Team
 1989 - Alvin Robertson, Second Team
 1988 - Alvin Robertson, Second Team
 1987 - Alvin Robertson, First Team
 1986 - Sidney Moncrief, First Team, Milwaukee
 1986 - Alvin Robertson, Second Team, San Antonio
 1985 - Sidney Moncrief, First Team, Milwaukee
 1984 - Sidney Moncrief, First Team, Milwaukee
 1983 - Sidney Moncrief, First Team, Milwaukee
 1982 - Sidney Moncrief, Second Team, Milwaukee

NBA Titles

Scott Hastings, 1990, Detroit
 Joe Kleine, 1998, Chicago
 Corliss Williamson, 2004, Detroit

All-Star Appearances

Joe Johnson - 7 ('07, '08, '09, '10, '11, '12, '14)
 Sidney Moncrief - 5 ('82, '83, '84, '85, '86)
 Alvin Robertson - 4 ('86, '87, '88, '91)

NBA Player of the Month

Joe Johnson (East) March '08
 Sidney Moncrief December '81
 Alvin Robertson December '85

NBA All-Rookie Team

Ron Brewer, 1978-79, First Team

NBA Sixth Man of the Year

Corliss Williamson, 2001-02

NBA Defensive Player of the Year

Sidney Moncrief, 1982-83 & 1983-84
 Alvin Robertson, 1985-86

NBA Most Improved Player

Alvin Robertson, 1985-86, San Antonio



Joe Johnson has 19,318 career points and enters the 2016-17 season at No. 51 on the NBA's all-time scoring list.

ALL-TIME NBA ROSTER

Corey Beck

Charlotte Hornets ('95-'96, '97-'98), Detroit Pistons ('98-'99)

Patrick Beverley

Houston Rockets ('12-'14)

Ron Brewer

Portland Trailblazers ('78-'80, '80-'81), San Antonio Spurs ('80-'81, '81-'82, '83-'84, '84-'85), Cleveland Cavaliers ('81-82, '82-'83, '85-'86), Golden State Warriors ('82-'83, '83-'84), New Jersey Nets ('84-'85), Chicago Bulls ('85-'86)

Ronnie Brewer

Utah Jazz ('06-'09, '09-'10), Chicago Bulls ('10-'12, '13-'14), New York Knicks ('12-'13), Houston Rockets ('13-'14), Oklahoma City ('12-'13), Memphis Grizzlies ('09-'10)

Tony Brown

Milwaukee Bucks ('88-'90), Indiana Pacers ('84-'85), New Jersey Nets ('86-'87), Seattle Supersonics ('91-'92), Utah Jazz ('90-'91), Los Angeles Clippers ('91-'92), Houston Rockets ('88-'89), Chicago Bulls ('85-'86), Los Angeles Lakers ('90-'91)

Cody Clarke

Boston Celtics ('15-'16)

Todd Day

Milwaukee Bucks ('92-'96), Boston Celtics ('95-'97), Phoenix Suns ('99-'00), Minnesota Timberwolves ('00-'01), Miami Heat ('97-'98)

Courtney Fortson

Los Angeles Clippers ('11-'12), Houston Rockets ('11-'12)

Scott Hastings

Atlanta Hawks ('82-'88), Denver Nuggets ('91-'93), Miami Heat ('88-'89), Detroit Piston ('89-'91), New York Knicks ('82-'83)

Steven Hill

Oklahoma City Thunder ('08-'09)

Derek Hood

Charlotte Hornets ('99-'00)

Byron Irvin

Portland Trailblazers ('89-'90), Washington Bullets ('90-'91, '93-'94)

Dontell Jefferson

Charlotte Bobcats ('08-'09)

Joe Johnson

Atlanta Hawks ('06-'12), Brooklyn Nets ('12-'16), Phoenix Suns ('01-'05), Boston Celtics ('01-'02), Miami Heat ('15-'16)

Joe Kleine

Boston Celtics ('88-'93), Sacramento Kings ('85-'89), Phoenix Suns ('93-'97), Chicago Bulls ('97-'98), New Jersey Nets ('96-'97), Los Angeles Lakers ('96-'97), Portland Trailblazers ('99-'00)

Andrew Lang

Phoenix Suns ('88-'92), Atlanta Hawks ('93-'96), Milwaukee Bucks ('96-'98), Philadelphia 76ers ('92-'93), Chicago Bulls ('98-'99), Minnesota Timberwolves ('95-'96), New York Knicks ('99-'00)

Lee Mayberry

Milwaukee Bucks ('92-'96), Vancouver Grizzlies ('96-'99)

Clint McDaniel

Sacramento Kings ('95-'96)



Corliss Williamson was the No. 13 pick by the Sacramento Kings in the 1995 NBA Draft.

Melvin McGaha

New York Knicks ('48-'49)

Oliver Miller

Phoenix Suns ('92-'94, '99-'00), Toronto Raptors ('95-'96, '96-'98), Detroit Pistons ('94-'95), Minnesota Timberwolves ('03-'04), Dallas Mavericks ('96-'97), Sacramento Kings ('98-'99)

Sidney Moncrief

Milwaukee Bucks ('79--89), Atlanta Hawks ('90-'91)

Isaiah Morris

Detroit Pistons ('92-'93)

Jannero Pargo

Chicago Bulls ('04-'06, '09-'10), New Orleans Hornets ('06-'08), Atlanta ('11-'12, '12-'13), Charlotte Bobcats ('12-'15), Los Angeles Lakers ('02-'04), Washington Wizards ('12-'13), Toronto Raptors ('03-'04)

Bobby Portis

Chicago Bulls ('15-'16)

Alvin Robertson

San Antonio Spurs ('84-'89), Milwaukee Bucks ('89-'93), Toronto Raptors ('95-'96), Detroit Pistons ('92-'93)

Dean Tolson

Seattle Supersonics ('74-'75, '76-'78)

Darrell Walker

Washington Bullets ('87-'91), New York Knicks ('83-'86), Detroit Pistons ('91-'93), Denver Nuggets ('86-'87), Chicago Bulls ('92-'93)

Sonny Weems

Toronto Raptors ('09-'11), Phoenix Suns ('15-'16), Denver Nuggets ('08-'09), Philadelphia 76ers ('15-'16)

Corliss Williamson

Sacramento Kings ('95-'00, '04-'07), Detroit Pistons ('00-'04), Philadelphia 76ers ('04-'05), Toronto Raptors ('00-'01)



LETTERWINNERS

Table A: Letterwinners starting with 'A'. Includes names like Abron, Devonta (2012, Seagoville, Texas) and Adams, Elmo (1950, Beebe, Ark.).

Table B: Letterwinners starting with 'B'. Includes names like Babb, Nick (2015, Arlington, Texas) and Beck, Corey (1993, 94, 95, Memphis, Tenn.).

Table C: Letterwinners starting with 'C'. Includes names like Campbell, Doug (1972, 73, Lyons, Kan.) and Campbell, Johnny (1947, 48, Harrison, Ark.).

Table D: Letterwinners starting with 'D'. Includes names like Clark, Andre (2009, N. Little Rock, Ark.) and Clark, Carter (2001, Springfield, Mo.).

Table E: Letterwinners starting with 'E'. Includes names like Eddins, Blake (2000, 01, 02, 03, Montgomery, Ala.) and Eidson, Harold (1929, Centerville, Ark.).

Table F: Letterwinners starting with 'F'. Includes names like Famutimi, Olu (2004, 05, Flint, Mich.) and Farmer, Jemal (2010, 11, Chicago, Ill.).

Table G: Letterwinners starting with 'G'. Includes names like Gammill, Gerald (1939, 40, 1939, 40) and Garner, Ronnie (1959, 60, 61, Hot Springs, Ark.).

Table H: Letterwinners starting with 'H'. Includes names like Hagood, Leslie (1938, 1927, 28, Hot Springs, Ark.) and Haizlip, Ralph (1927, 28, 29, Fayetteville, Ark.).

Table I: Letterwinners starting with 'I'. Includes names like Irvin, Byron (1985, 86, Chicago, Ill.) and Jay, Jim (1963, 64, Lincoln, Ark.).

Table J: Letterwinners starting with 'J'. Includes names like Jeffries, Chris (1999, Fresno, Calif.) and Jefferson, Dontell (2005, 06, Lithonia, Ga.).



LETTERWINNERS

L

Lambert, Eugene, Jr.	1951, 52, 53	Fayetteville, Ark.
Lambert, Eugene, Sr.	1928, 29	Augusta, Ark.
Lane, Alonzo	2000, 01, 02, 03	Canton, Miss.
Lang, Andrew	1985, 86, 87, 88	Pine Bluff, Ark.
Lee, Almer	1970, 71	Fort Smith, Ark.
Lewis, Tryon	1952	Fayetteville, Ark.
Linn, Warren	1990, 92, 93	Tulsa, Okla.
Lively, Charles	1943	Des Arc, Ark.
Lockard, Don	1936, 37, 38	
Logue, Donald	1950	Fayetteville, Ark.
Lucas, Mike	1985	Dallas, Texas
Lucke, Joel	1951, 52, 53	Pine Bluff, Ark.
Lunday, Kenneth	1935, 36	Miami, Okla.

M

Madden, Rashad	2012, 13, 14, 15	Lepanto, Ark.
Magness, Jim	1963, 64	Hot Springs, Ark.
Mann, Marvin	1961	Hickory, Va.
Marks, Larry	1988, 89, 90	Columbia, Tenn.
Martin, Elmer	1992, 93, 94, 95	Memphis, Tenn.
Martin, Neal	1938, 39	Texarkana, Ark.
Martin, Robert	1936, 37	
Mayberry, Lee	1989, 90, 91, 92	Tulsa, Okla.
McAlister, Leslie (Mack)	1968, 70	Jonesboro, Ark.
McClary, Cam	1977	Marshfield, Wis.
McCurdy, Sean	2006, 07	Westport, Conn.
McConnell, J.D.	1964, 65, 66	Fayetteville, Mo.
McDaniel, Clint	1992, 93, 94, 95	Tulsa, Okla.
McDonald, Leo	1954, 55	Many, La.
McGaha, Melvin	1944, 45, 46, 47	Oak Grove, La.
McGowan, Cyrus	2006, 07	Meridian, Miss.
McGuire, J.C.	1924	
McKellar, Philip	1987	North Little Rock, Ark.
McKenzie, Robert	1968, 69, 70	White Hall, Ark.
Medlock, Rickey	1973, 74, 75	Cave City, Ark.
Merritt, Reggie	1993, 94, 95, 96	Little Rock, Ark.
Mickelson, Hunter	2012, 13	Jonesboro, Ark.
Miles, Keaton	2015, 16	Dallas, Texas
Miller, Oliver	1989, 90, 91, 92	Ft. Worth, Texas
Miller, D. L.	1950, 51	Van Buren, Ark.
Mills, William	1985, 86	Perkins, Ga.
Mitchell, A.E.	1930	
Mitchell, Brandon	2012	Amite, La.
Modica, Jonathon	2003, 04, 05, 06	Smackover, Ark.
Moncrief, Sidney	1976, 77, 78, 79	Little Rock, Ark.
Monk, Marcus	2005	Lepanto, Ark.
Moody, Taft	1933, 34	
Mooney, Fred	1970, 71	Jonesboro, Ark.
Moore, Brandon	2009	New Orleans, La.
Moore, Stephan	1985, 86, 87, 88	Cushing, Okla.
Morris, Isaiah	1991, 92	Richmond, Va.
Morrison, Alan	1960, 61	Texarkana, Ark.
Mosiman, Jake	2016	Lawrence, Kan.
Mukubu, Wen	2003, 04	Miami, Fla.
Munsey, Sammy	2006	Little Rock, Ark.
Murphy, Tom	1931, 32, 33	Batesville, Ark.
Murphy, Vernon	1971, 72	Texarkana, Texas
Murry, Ernie	1990, 91	Wabbeska, Ark.

N

Nash, Eugene	1979, 80, 81, 82	Tyrnza, Ark.
Newby, Jack	1934	Little Rock, Ark.
Nichols, Deno	1944	
Nobles, Julysses	2010, 11, 12	Jackson, Miss.
Norton, Ricky	1981, 82, 83, 84	Okolona, Ark.
Nutt, Houston	1977	Little Rock, Ark.

O

Oliver, Tom	1930	Jacksonville, Ark.
-------------	------	--------------------

P

Pargo, Jannero	2001, 02	Chicago, Ill.
Parker, Curtis	1924, 26	Winthrop, Ark.
Pauley, Dan	1974	Kansas City, Mo.
Peterson, Jeff	2011	Springfield, Mo.

Peterson, Keith	1979, 80, 81, 82	Little Rock, Ark.
Pharis, Billy	2004	Van Buren, Ark.
Pickell, Elbert	1924, 25, 26	
Pickell, Tom	1927, 28, 29	
Pickren, Jim	1929, 30, 31	Salem, Ark.
Pilgrim, Lawson	1977	Conway, Ark.
Pitts, R.C.	1940, 41, 42	Oxford, Miss.
Poerschke, Eric	1984, 85, 86, 87	Houston, Texas
Poole, H.L.Ike	1934, 35, 36	McGehee, Ark.
Portis, Bobby	2014, 15	Little Rock, Ark.
Powell, Marshawn	2010, 11, 13	Newport News, Va.
Prewitt, Roy	1928, 29, 30	Grady, Ark.
Price, Norman	1949, 50, 51	Mansfield, Ark.
Price, Steve	1973, 74, 75	Delray Beach, Fla.

Q

Qualls, Michael	2013, 14, 15	Shreveport, La.
-----------------	--------------	-----------------

R

Rankin, Tommy	1958, 59, 60	Jonesboro, Ark.
Rankin, Roxie	1944, 47	Fayetteville, Ark.
Ratliff, Mike	1984, 85, 86, 87	Brooklyn, N.Y.
Ray, Herman	1935	Little Rock, Ark.
Reed, U.S.	1978, 79, 80, 81	Pine Bluff, Ark.
Rehl, Kevin	1985, 86	Verma-Alma, Okla.
Reid, Kareem	1996, 97, 98, 99	Bronx, N.Y.
Renfro, Elza	1924	Fayetteville, Ark.
Rhoden, Clyde	1959, 60, 61	Hot Springs, Ark.
Richie, Ocie	1945	
Rimac, Davor	1992, 93, 94, 95	Zagreb, Croatia
Rittman, Richard	1957, 58	Stuttgart, Ark.
Robbins, Jack	1936, 37, 38	Little Rock, Ark.
Robbins, Nobel	1941	
Robertson, Alvin	1982, 83, 84	Barberton, Ohio
Robinson, Darnell	1994, 95, 96	Oakland, Calif.
Rogers, Jerry	1961, 62	North Little Rock, Ark.
Rose, Glen	1926, 27, 28	North Little Rock, Ark.
Rose, Scott	1983, 84, 85, 86	Memphis, Tenn.
Rousseau, Steve	1964, 65, 66	Dewitt, Ark.
Rowland, Tommy	1965, 66, 67	Little Rock, Ark.
Rucker, Paul	1934, 35	Bauxite, Ark.
Ruckman, Charles	1925, 26	

S

Sagely, Floyd	1952, 53, 54	Van Buren, Ark.
Sailer, Bill	1952, 53	Branson, Mo.
Sanchez, Michael	2009, 10, 11, 12	Springdale, Ark.
Satchell, Larry	2000, 01, 02, 03	Waco, Texas
Saulsberry, Daryll	1975, 76	Albuquerque, N.M.
Schall, Steve	1976, 77, 78, 79	Raytown, Mo.
Schoonover, Wear	1928, 29, 30	Pocahontas, Ark.
Schulte, Jack	1974, 75, 76	Ellisville, Mo.
Schumchyk, Frank	1944, 45, 46	Long Island, N.Y.
Schumchyk, Mike	1944, 45, 46	Long Island, N.Y.
Scott, Darryl	1985, 86	Wynne, Ark.
Scott, David	1979	South Bend, Ind.
Scott Jr., Rickey	2011, 12, 13, 14	Irving, Texas
Scott, Tim	1987, 88	Little Rock, Ark.
Scroggins, Carroll	1953, 54, 55	Center Ridge, Ark.
Searles, John	1971	Pine Bluff, Ark.
Self, David	1966, 67, 68	El Dorado, Ark.
Self, Jewell	1959	Little Rock, Ark.
Sexton, Doc	1931, 32, 33	
Shaw, Raymond	1952, 53, 54	Lafayette, La.
Shepherd, Robert	1992, 93	Chicago, Ill.
Simmons, Tristan	2016	El Dorado, Ark.
Sims, Keith		1944
Skulman, Greg	1980, 81, 82	Ozark, Ark.
Smith, Buddy	1954, 55, 56	DeQueen, Ark.
Smith, Glenn	1939	
Smith, Norman	1954, 55, 56	Bucyrus, Ohio
Smith, Sammie	1950, 51, 52	Little Rock, Ark.
Sneed, Brice	1959	Green Forest, Ark.
Snively, John	1982, 83	Pawhuska, Okla.
Southerland, Billy	1940	Pendleton, Texas
Spears, Roger	1972, 73, 74	Tulsa, Okla.
Spivey, Davion	2013	Ruston, La.
Steele, Harold		1925, 26, 27

Stephens, Gary	1967, 68, 69	N. Little Rock, Ark.
Stewart, Dwight	1993, 94, 95	Memphis, Tenn.
Stolzer, Lawrence	1957, 58	Little Rock, Ark.
Stroud, Steve	1976, 77	Batesville, Ark.
Sugg, Ricky	1964, 65, 66	Berryville, Ark.
Sullinger, J.J.	2002	Columbus, Ohio
Sullivan, Rashard	2003, 04, 05	Ft. Lauderdale, Fla.
Sutton, Leroy	1980, 82, 83, 84	South Bend, Ind.

T

Talkington, John	1964, 65, 67	Midwest City, Okla.
Tanneberger, Ricky	1968, 69, 70	Little Rock, Ark.
Tatum, Charles	2000, 01, 02, 04	Midland, Texas
Terry, Charles	1975, 76	Emporia, Kan.
Terry, Martin	1972, 73	Emporia, Kan.
Thomas, Charles	2005, 06, 07, 08	Jackson, Miss.
Thompson, Ali	1996, 97, 98	Jonesboro, Ark.
Thompson, Harry	1957, 58, 59	Mount Pleasant, Ark.
Thompson, Matt	2012	Plano, Texas
Thompson, Trey	2015, 16	Madison, Ark.
Thurman, Scotty	1993, 94, 95	Ruston, La.
Tolson, Dean	1972, 73, 74	Kansas City, Mo.
Townes, Darian	2005, 06, 07, 08	Alexandria, Va.
Towns, Marlon	1996	Memphis, Tenn.
Trapp, Charles	1930	Little Rock, Ark.
Trumbo, Donald	1956	Fayetteville, Ark.
Trumbo, Trey	1976, 77	Fayetteville, Ark.
Tuck, Henry	1937	

V

Vint, Bobby	1968, 70, 71	North Little Rock, Ark.
Vogel, Warren	1963, 64	Marion, Kan.

W

Wade, Mardracus	2011, 12, 13, 14	Memphis, Tenn.
Wagner, DeQuavious	2013, 14	Alexandria, La.
Waihte, Marvell	2011, 12	Toronto, Canada
Walker, Chris	1997, 98, 99, 00	Pine Bluff, Ark.
Walker, Darrell	1981, 82, 83	Chicago, Ill.
Walker, J.W.	1952	Russellville, Ark.
Wallace, Roosevelt	1991, 92	Cleveland, Ohio
Wallace, Tarik	1997, 98	Richmond, Va.
Waller, P.T. "Duddy"	1951	Emerson, Ark.
Washington, Mike	2007, 08, 09, 10	McGehee, Ark.
Watkins, Manuabe	2014, 15, 16	Fayetteville, Ark.
Watts, Donnie	1969, 71	Hot Springs, Ark.
Weems, Sonny	2007, 08	West Memphis, Ark.
Welsh, Stef	2007, 08, 09, 10	Newport News, Va.
West, James	1950, 51	Van Buren, Ark.
Wheeler, Paul	1944, 45, 46	
Whitby, Cannon	1987, 88, 89, 90	Obion County, Tenn.
White, Dennis	1972, 73, 74	Independence, Mo.
Whitley, Manuel	1950, 53	Bismarck, Ark.
Whitney, Guy	1996, 97, 98	Bentonville, Ark.
Whitt, Jimmy	2016	Columbia, Mo.
Williams, Alvin	1946, 47, 48	
Williams, Jacorey	2013, 14, 15	Birmingham, Ala.
Williams, Landis	1995, 96, 97, 98	Tulsa, Okla.
Williams, Robert	1949, 50, 51	Billings, Mo.
Williamson, Corliss	1993, 94, 95	Russellville, Ark.
Wilson, Jessie	1942, 43	
Wilson, Jim	1962, 63	Cherry Valley, Ark.
Wilson, Lee	1994, 95, 96, 97	Waco, Texas
Wilson, Keith	1987, 88, 89	Fort Smith, Ark.
Windle, James	1959	Miami, Okla.
Wofford, Larry	1961, 62, 63	Fort Smith, Ark.
Wynne, Clayton	1941, 42, 43	Hulbert, Ark.

Y

Young, BJ	2012, 13	St. Louis, Mo.
Young, Mike	1978, 79, 80, 81	Wolf Lake, Ind.
Young, Ott	1942	

Z

Zahn, Alan	1977, 78, 79, 80	Albuquerque, N.M.
------------	------------------	-------------------



ARKANSAS SPORTS HALL OF FAME

Established in January, 1959, to honor individuals who have made a special contribution to athletics in Arkansas. Only inductees that coached, played or were closely affiliated with University of Arkansas athletics are listed.

- 1959 Jim Lee Howell, football; Wear Schoonover, football
- 1960 Jim Benton, football; John Barnhill, football, college athletics; Steve Creekmore, football, golf
- 1961 Hugo Bezdek, football, baseball
- 1962 None
- 1963 Clyde Scott, football, track; George Cole, football, college athletics; Russell May, football
- 1964 **Glen Rose, basketball, football**; Dan Estes, football
- 1965 **Gordon Carpenter, basketball; Tom Murphy, basketball, football**; J.L. Carter, football
- 1966 Francis Schmidt, football
- 1967 Frank Broyles, football, college athletics
- 1968 Howard "Red" Hickey, football; Gene "Sodie" Davidson, football
- 1970 **Melvin McGaha, baseball, basketball**, football; Fred Thomsen, football
- 1971 Wilson Matthews, football; Pat Summerall, football
- 1972 Maurice "Footsie" Britt, football; Dave Hanner, football; Boyd Cypert, college athletics
- 1973 Ray Hamilton, football; Sam Coleman, high school athletics
- 1974 Jack Robbins, football
- 1975 Miller Barber, golf; Lamar McHan, football
- 1976 Billy Ray Smith, Sr., football
- 1977 Leon "Muscles" Campbell, football; **Tom Pickell, basketball**
- 1978 Fred Williams, football
- 1979 Lance Alworth, football; **Johnny Adams, basketball**
- 1980 Barry Switzer, football
- 1981 Clifford Shaw, officiating; Jim Mooty, football;

- 1982 Wayne Harris, football
Aubrey "Cobb" Fowler, football, track;
Milan Creighton, football
- 1983 Lou Holtz, football; **Eddie Sutton, basketball**
- 1984 Fred Akers, football; Kay Eakin, football
- 1985 **Eugene Lambert, basketball**; Floyd Sagely, football
- 1986 Loyd Phillips, football; W. Howard Pearce, football, stadium management
- 1987 John McDonnell, track; Jim Lindsey, football; Alton Baldwin, football
- 1988 **George Kok, basketball**; Dwight Sloan, football; Lewis Carpenter, football
- 1989 Ken Hatfield, football; Harold Horton, football; Brad Scott, football; R.H. Sikes, golf
- 1990 Henry Moore, football
- 1991 Norm DeBriyn, baseball; **Pat Foster, basketball**; Gerald Nesbitt, football
- 1992 Preston Carpenter, football; Dan Hampton, football
- 1993 **Sidney Moncrief, basketball**; Buddy Bob Benson, football
- 1994 Joe Ferguson, football; **Ron Brewer, basketball; Ike Poole, football, basketball**
- 1995 Billy Ray Smith, Jr., football; Chuck Dicus, football
- 1996 Bill Burnett, football; Kevin McReynolds, baseball; Raymond Peters, football
- 1997 Bill Montgomery, football; Billy Moore, football; Mike Conley, track
- 1998 **Nolan Richardson, basketball; Marvin Delph, basketball**; Jimmy Johnson, football; Firmon Bynum, football
- 1999 Ronnie Caveness, football; Jerry Jones, football
- 2000 **Tommy Boyer, basketball**; Bobby Burnett, football
- 2001 Orville Henry, journalism; Jerry Lamb, football; Ken Turner, football
- 2002 Steve Atwater, football; Brandon Burlsworth, football; **Joe Kleine, basketball**; Cliff Powell, football
- 2003 O'Neale Adams, football; Louis Schaufele,

- 2004 Jesse Branch, football; Bud Campbell, journalism; Bud Canada, football; Steve Cox, football; Wayne Martin, football
- 2005 William "Bud" Brooks, football; **Scott Hastings, basketball**
- 2006 Gary Anderson, football; John Daly, golf; Paul Eells, television and radio play-by-play; **Fred Grim, basketball**; Bettye Fiscus Dickey, women's basketball
- 2007 Bobby Crockett, football; Tom Pagnozzi, baseball; George Walker, football; Jim Elder, journalism
- 2008 **Todd Day, basketball**; Bruce James, football; Jon Richardson, football
- 2009 Martine Bercher, football; R.C. Thielemann, football; **Corliss Williamson, basketball**; Jarrell Williams, football
- 2010 Bill Ferrell, trainer and baseball coach; Leotis Harris, football; **Scotty Thurman, basketball**; 1964 National Championship football team
- 2011 Dick Bumpas, football; **Jerry Carlton, basketball**; Ben Cowins, football; Quinn Grove, football; Cliff Horton, football; Cliff Lee, baseball
- 2012 Harry Jones, football; **Lee Mayberry, basketball**; **U.S. Reed, basketball**; Bob Ford, football; **1994 National Championship basketball team**
- 2013 Stacy Lewis, golf; Frank O'Mara, track & field
- 2014 David Bazzel, football; Gary Blair, women's basketball; Dennis "Dirt" Winston, football
- 2015 **Pat Bradley, basketball**; Ron Calcagni, football; Stephen Jones, football; Bowden Wyatt, football; Christy Smith, women's basketball
- 2016 **Almer Lee, basketball**; Greg Koch, football, Fred Marshall, football, Niall O'Shaughnessy, XC and track & field


UNIVERSITY OF ARKANSAS SPORTS HALL OF HONOR

The University of Arkansas Sports Hall of Honor was established in 1988 as a means of honoring the all-time great athletes and coaches that have done so much in establishing a tradition of excellence in University of Arkansas athletics. Only former Razorback lettermen are allowed to vote.


- 1988 Lance Alworth, John Barnhill, Frank Broyles, **Sidney Moncrief, Glen Rose**, Clyde Scott
- 1989 Jim Benton, George Cole, Wayne Harris, Wilson Matthews, Kevin McReynolds, **Wear Schoonover**
- 1990 Miller Barber, **Mel McGaha**, John McDonnell, Loyd Phillips, Jack Robbins, Jim Lee Howell
- 1991 Leon Campbell, Mike Conley, Norm DeBriyn, Dan Hampton, Dave Hanner, Fred Williams
- 1993 **Ron Brewer**, Chuck Dicus, Joe Ferguson, Lamar McHan, Pat Summerall
- 1994 **George Kok**, Maurice Britt, Bill Ferrell, Steve Little, Bettye Fiscus, Billy Ray Smith Sr., Niall O'Shaughnessy, John Daly
- 1995 Bill Burnett, Ken Hatfield, **Eddie Sutton**, R.H. Sikes, Tim Lollar, J. William Fulbright, Bud Brooks
- 1996 Preston Carpenter, Bob Cheyne, Joe Falcon, **Eugene Lambert**, Bill Montgomery, Billy Moore, **Nolan Richardson**, Barry Switzer, Melody Sye
- 1997 Harold Horton, Jim Mooty, Lon Farrell, Billy Ray Smith, Jr., Johnny Ray, Frank O'Mara, Jim Lindsey, Henry Moore, Floyd Sagely

- 1998 Steve Atwater, **Marvin Delph**, Paul Donovan, Bev Lewis, Eddie Bradford, **Ike Poole**, Steve Creekmore, Sr.
- 1999 Fred Akers, **Tommy Boyer**, Ronnie Caveness, Jimmy Johnson, Gordon Long, Gerald Nesbitt, Tom Pagnozzi, Stanley Redwine, George Walker
- 2000 Jesse Branch, Bobby Burnett, Lew Carpenter, Delmonica DeHorney, Howard "Red" Hickey, Jeff King, **Joe Kleine**, Tom Murphy, Dean Weber
- 2001 Alton Baldwin, Jim Bone, Deena Drossin, **Pat Foster**, Quinn Grove, Glen Ray Hines, Cliff Powell, Reuben Reina, Jarrell Williams
- 2002 **Todd Day**, Bobby Crockett, Martine Bercher, Rick Schaeffer, Deane Pappas, Amber Nicholas Shirey, Harold E. "Sonney" Henson, Ronnie Underwood, Ray Hamilton
- 2003 **Johnny Adams**, Gary Anderson, Bud Canada, Chip Hooper, Fred Marshall, Jerry Mazzanti, Cynthia Moore, Scott Tabor, **Corliss Williamson**
- 2004 Brandon Burlsworth, **Jerry Carlton**, Peter Doohan, Harry Jones, Jerry Jones, Seneca Lassiter, Wayne Martin, **Lee Mayberry**, Tracy Webb Rice
- 2005 Dick Booth, Bill Gray, Leotis Harris, **Scott Hastings**, Steve Krueger, Jerry Lamb, Jon Richardson, Christy Smith, R.C. Thielemann
- 2006 Scott Bull, Dick Bumpas, Jay Donathan, Ron Hightower, Bobby Proctor, Louis Schaufele, **Martin Terry**, Amy Yoder Begley, Lance Harter
- 2007 Jim Barnes, Jackie Brasuell, Ben Cowins, Megan Flowers, Dean Garrett, Brenden Pappas, Randy Stewart, Phillip Stidham, **Scotty Thurman**

- 2008 Rodney Brand, Tommy Brasher, Bruce James, Daniel Lincoln, Ryan Lundquist, George McKinney, Gi-Gi Miller, **Darrell Walker**, Steed White
- 2009 Shanon Andrews, Richard Bell, Ron Calcagni, Veronica Campbell-Brown, **Dr. Jim Counce**, Alistair Cragg, Billy Joe Moody, Tom Pucci
- 2010 Bubba Carpenter, **Milan Creighton**, Ike Forte, Karen Gorham, Greg Koch, Kevin Scanlon, **U.S. Reed**, Tracy Robertson, Terry Don Phillips, Erick Walder, Jim Williams
- 2011 Gary Adams, Steve Cox, Jessica Koch Dailey, **Fred Grim, Almer Lee**, Brison Manor Jr., Jessica Field Phelan, Godfrey Siamusiye, Pat Serret, Jimmy Walker
- 2012 Erick Floreal, **Andrew Lang**, Bill McClard, Bruce Maxwell, Ronn Reynolds, **Clyde Rhoden**, Jody Rittenhouse, Lisa Sparks, Terry Stewart, Dennis Winston
- 2013 Barry Foster, Dickey Morton, **Charles Balentine**, Calvin Davis, Greg D'Alexander, Cheryl McArton Ward, Edel Hackett, Don Christian, Buddy Sutton
- 2014 **Pat Bradley**, Freddie Childress, Shemeka Christon, Robert Cox, Graham Hood, Kenoy Kennedy, Stacy Lewis, Pat Morrison, Louis Ramsay
- 2015 Niall Bruton, Deedee Brown-Campbell, Robin Ford, Lynn Garner, **Derek Hood**, Steve Korte, Mike Loggins, Ron Meyer, Kendall Trainor
- 2016 Gregory Lasker, **Oliver Miller**, Lou Holtz, Kendrick Moore, Roddie Haley, Christie Wurth-Thomas, Tammy Kincaid-Dustin, **Tom Pickell**, Danny Rhodes




RECORDS




1 • Todd Day (1989-92) • 2,395 points

Seasons	G-GS	Min-Avg.	FG-FGA	Pct.	3FG-3FGA	Pct.	FT-FTA	Pct.	Off-Def-Reb.	Avg.	A	TO	Blk	Stl	Pts.	Avg.
1988-89	32-13	741-23.2	148-328	.451	31-90	.344	98-137	.715	44-85-129	4.0	49	73	27	48	425	13.3
1989-90	35-34	1,008-28.8	237-483	.491	71-176	.403	139-183	.760	72-116-188	5.4	89	83	33	82	684	19.5
1990-91	38-37	1,121-29.5	277-586	.473	67-189	.354	165-221	.747	77-124-201	5.3	111	99	25	85	786	20.7
1991-92	22-22	711-32.3	173-347	.499	57-133	.429	97-127	.764	53-102-155	7.0	70	62	17	56	500	22.7
Totals	127-106	3,581-28.2	835-1,744	.479	226-588	.384	499-668	.747	246-427-673	5.3	319	317	102	271	2,395	18.9




2 • Sidney Moncrief (1976-79) • 2,066 Points

Seasons	G-GS	Min-Avg.	FG-FGA	Pct.	3FG-3FGA	Pct.	FT-FTA	Pct.	Off-Def-Reb.	Avg.	A	TO	Blk	Stl	Pts.	Avg.
1975-76	28	-	149-224	.665	-	-	56-77	.727	213	7.6	-	-	-	-	354	12.6
1976-77	28	-	157-242	.649	-	-	117-171	.684	235	8.4	-	-	-	-	431	15.4
1977-78	36	1,293-35.9	209-354	.590	-	-	203-256	.793	278	7.7	60	116	17	44	621	17.3
1978-79	30	1,157-38.6	224-400	.560	-	-	212-248	.855	289	9.6	80	109	13	44	660	22.0
Totals	122	2,450-37.1	739-1,220	.616	-	-	588-752	.765	1015	8.3	140	225	30	88	2,066	16.9



3 • Lee Mayberry (1989-92) • 1,940 Points

Seasons	G-GS	Min-Avg.	FG-FGA	Pct.	3FG-3FGA	Pct.	FT-FTA	Pct.	Off-Def-Reb.	Avg.	A	TO	Blk	Stl	Pts.	Avg.
1988-89	32-32	1,001-31.3	157-314	.500	33-74	.446	67-91	.736	102	3.2	135	50	2	50	414	12.9
1989-90	35-35	1,131-32.3	193-381	.507	65-129	.504	57-72	.792	100	2.6	183	59	7	66	508	14.5
1990-91	38-37	1,216-32.0	192-397	.484	57-149	.383	59-93	.634	129	3.4	209	69	3	100	500	13.2
1991-92	34-34	1,167-34.3	181-368	.492	63-162	.389	93-125	.744	78	2.3	202	54	12	75	518	15.2
Totals	139-138	4,515-32.5	723-1,460	.495	218-514	.424	276-381	.724	130-279-409	2.9	729	232	24	291	1,940	14.0




4 • Scott Hastings (1979-82) • 1,779 Points

Seasons	G-GS	Min-Avg.	FG-FGA	Pct.	3FG-3FGA	Pct.	FT-FTA	Pct.	Off-Def-Reb.	Avg.	A	TO	Blk	Stl	Pts.	Avg.
1978-79	30	753-25.1	97-191	.508	-	-	54-74	.730	138	4.6	38	54	11	10	248	8.3
1979-80	29	1,033-35.6	172-322	.534	-	-	125-160	.781	194	6.7	34	74	17	24	469	16.2
1980-81	32	1,054-32.9	192-341	.563	-	-	139-189	.735	173	5.4	45	80	21	29	523	16.3
1981-82	29	1,040-35.9	204-369	.553	-	-	131-177	.740	175	6.7	42	82	23	43	539	18.6
Totals	120	3,880-32.3	665-1,223	.544	-	-	449-600	.748	699	5.7	159	290	72	106	1,779	14.8




5 • Pat Bradley (1996-99) • 1,765 Points

Seasons	G-GS	Min-Avg.	FG-FGA	Pct.	3FG-3FGA	Pct.	FT-FTA	Pct.	Off-Def-Reb.	Avg.	A	TO	Blk	Stl	Pts.	Avg.
1995-96	33-17	793-24.0	107-256	.418	82-198	.414	39-51	.765	12-55-67	2.0	41	44	0	32	335	10.2
1996-97	32-29	964-30.1	150-339	.442	98-230	.426	63-69	.913	19-53-72	2.3	57	57	0	55	461	14.4
1997-98	33-31	970-29.4	161-421	.382	98-242	.384	74-82	.902	29-59-88	2.7	56	64	1	50	489	14.8
1998-99	34-31	971-28.6	158-396	.399	93-245	.380	71-86	.826	27-59-86	2.5	54	47	3	23	480	14.1
Totals	132-108	3,698-28.0	576-1412	.408	366-915	.400	247-288	.858	87-226-313	2.4	208	212	4	160	1,765	13.4




6 • Joe Kleine (1983-85) • 1,753 Points

Seasons	G-GS	Min-Avg.	FG-FGA	Pct.	3FG-3FGA	Pct.	FT-FTA	Pct.	Off-Def-Reb.	Avg.	A	TO	Blk	Stl	Pts.	Avg.
1982-83	30	950-31.7	165-307	.538	-	-	69-109	.633	219	7.3	18	81	9	19	399	13.3
1983-84	32-32	1,173-36.7	209-351	.595	-	-	163-211	.773	293	9.2	25	98	21	26	581	18.2
1984-85	35-35	1,289-36.8	294-484	.607	-	-	185-257	.720	294	8.4	23	87	16	38	773	22.1
Totals	97-67	3,412-35.2	668-1,142	.585	-	-	417-577	.723	806	8.3	66	266	46	83	1,753	18.1




7 • Marvin Delph (1975-78) • 1,742 Points

Seasons	G-GS	Min-Avg.	FG-FGA	Pct.	3FG-3FGA	Pct.	FT-FTA	Pct.	Off-Def-Reb.	Avg.	A	TO	Blk	Stl	Pts.	Avg.
1974-75	26	409-15.7	68-135	.504	-	-	26-32	.813	66	2.5	17	-	-	-	162	6.2
1975-76	27	-	196-393	.499	-	-	48-58	.828	190	7.0	-	-	-	-	440	16.3
1976-77	28	-	245-460	.533	-	-	62-84	.738	154	5.5	-	-	-	-	552	19.7
1977-78	35	1,164-33.3	253-452	.560	-	-	82-94	.872	199	5.7	29	58	10	32	588	16.8
Totals	116	1,573-25.8	762-1,440	.529	-	-	218-268	.813	609	5.3	46	58	10	32	1,742	15.0




8 • Corliss Williamson (1993-95) • 1,728 Points

Seasons	G-GS	Min-Avg.	FG-FGA	Pct.	3FG-3FGA	Pct.	FT-FTA	Pct.	Off-Def-Reb.	Avg.	A	TO	Blk	Stl	Pts.	Avg.
1992-93	18-7	454-25.2	101-176	.574	0-0	.000	61-98	.622	44-48-92	5.1	30	40	22	7	263	14.6
1993-94	34-34	989-29.1	273-436	.626	0-0	.000	149-213	.700	103-159-262	7.7	74	90	39	39	695	20.4
1994-95	39-39	1,208-31.0	283-515	.550	1-6	.167	203-304	.668	128-165-293	7.5	89	92	33	67	770	19.7
Totals	91-80	2,651-29.1	657-1,127	.583	1-6	.167	413-615	.672	275-372-647	7.1	193	222	94	113	1,728	19.0



9 • Oliver Miller (1989-92) • 1,674 Points

Seasons	G-GS	Min-Avg.	FG-FGA	Pct.	3FG-3FGA	Pct.	FT-FTA	Pct.	Off-Def-Reb.	Avg.	A	TO	Blk	Stl	Pts.	Avg.
1988-89	30-8	599-20.0	88-161	.547	4-12	.333	50-78	.641	29-83-112	3.7	41	65	60	20	230	7.7
1989-90	35-13	757-21.6	152-238	.639	0-4	.000	86-132	.652	73-146-219	6.3	49	77	85	41	390	11.1
1990-91	38-35	931-24.5	254-361	.704	1-3	.333	87-135	.644	117-177-294	7.7	103	109	112	55	596	15.7
1991-92	34-30	956-28.1	186-309	.602	0-11	.000	86-133	.647	92-169-261	7.7	103	96	88	38	458	13.5
Totals	137-86	3,243-23.7	680-1,069	.636	5-30	.167	309-478	.645	311-575-886	6.5	296	347	345	154	1,674	12.2



10 • Scotty Thurman (1993-95) • 1,650 Points

Seasons	G-GS	Min-Avg.	FG-FGA	Pct.	3FG-3FGA	Pct.	FT-FTA	Pct.	Off-Def-Reb.	Avg.	A	TO	Blk	Stl	Pts.	Avg.
1992-93	31-31	890-28.7	204-439	.465	80-181	.442	52-65	.800	32-104-136	4.4	67	52	9	49	540	17.4
1993-94	34-34	987-29.0	201-429	.469	85-198	.429	52-71	.732	41-112-153	4.5	103	51	9	47	539	15.9
1994-95	37-37	1,186-32.1	206-450	.458	102-239	.427	57-73	.781	39-106-145	3.9	84	74	2	51	571	15.4
Totals	102-102	3,063-30.0	611-1318	.464	267-618	.432	161-209	.770	112-322-434	4.3	254	177	20	147	1,650	16.2




11 • George Kok (1945-48) • 1,644 Points

Seasons	G-GS	Min-Avg.	FG-FGA	Pct.	3FG-3FGA	Pct.	FT-FTA	Pct.	Off-Def-Reb.	Avg.	A	TO	Blk	Stl	Pts.	Avg.
1944-45	24	-	192	-	-	-	65-95	.684	-	-	-	-	-	-	449	18.7
1945-46	23	-	154	-	-	-	80-107	.748	-	-	-	-	-	-	388	16.8
1946-47	24	-	136	-	-	-	66-97	.680	-	-	-	-	-	-	338	14.1
1947-48	23	-	191	-	-	-	87-128	.680	-	-	-	-	-	-	469	20.4
Totals	94	-	673	-	-	-	298-427	.698	-	-	-	-	-	-	1,644	17.5




12 • Jonathon Modica (2003-06) • 1,589 Points

Seasons	G-GS	Min-Avg.	FG-FGA	Pct.	3FG-3FGA	Pct.	FT-FTA	Pct.	Off-Def-Reb.	Avg.	A	TO	Blk	Stl	Pts.	Avg.
2002-03	28-19	688-24.6	117-252	.464	31-86	.360	58-88	.659	56-69-125	4.5	17	53	2	29	323	11.5
2003-04	28-23	828-29.6	157-340	.462	37-114	.325	111-142	.782	59-66-125	4.5	34	62	2	21	462	16.5
2004-05	30-12	632-31.1	103-198	.520	30-70	.429	53-91	.582	35-50-85	2.8	47	57	2	22	289	9.6
2005-06	32-32	990-30.9	178-376	.473	55-157	.350	104-142	.732	58-70-128	4.0	53	66	1	36	515	16.1
Totals	118-86	3,138-26.6	555-1166	.476	153-427	.358	326-463	.704	208-255-463	3.9	151	238	7	108	1,589	13.5



13 • Ron Huery (1987-88, 1990-91) • 1,550 Points

Seasons	G-GS	Min-Avg.	FG-FGA	Pct.	3FG-3FGA	Pct.	FT-FTA	Pct.	Off-Def-Reb.	Avg.	A	TO	Blk	Stl	Pts.	Avg.
1986-87	33-30	960-29.1	129-291	.443	22-61	.361	106-137	.774	43-74-117	3.5	89	100	3	59	386	11.7
1987-88	30-24	894-29.8	147-324	.454	27-69	.391	82-113	.726	43-78-121	4.0	72	75	16	51	403	13.4
1989-90	33-6	678-20.5	119-257	.463	17-52	.327	74-94	.787	31-67-98	3.0	82	41	16	37	329	10.0
1990-91	38-10	795-20.9	139-284	.489	28-73	.384	126-150	.840	57-67-124	3.3	108	63	35	60	432	11.4
Totals	134-70	3,327-24.8	534-1156	.462	94-255	.369	388-494	.785	174-286-460	3.4	351	279	70	207	1,550	11.6



14 • Kareem Reid (1996-99) • 1,475 Points

Seasons	G-GS	Min-Avg.	FG-FGA	Pct.	3FG-3FGA	Pct.	FT-FTA	Pct.	Off-Def-Reb.	Avg.	A	TO	Blk	Stl	Pts.	Avg.
1995-96	33-31	1,117-33.8	141-357	.395	28-108	.259	116-169	.686	34-67-101	3.1	219	124	0	65	426	12.9
1996-97	32-29	986-30.8	112-271	.413	17-73	.233	74-106	.698	27-59-86	2.7	183	17	0	68	315	9.8
1997-98	32-28	944-29.5	127-295	.431	39-113	.345	88-119	.738	17-51-68	2.1	166	73	0	61	381	11.9
1998-99	34-29	971-28.6	117-293	.399	36-112	.321	83-108	.769	23-63-86	2.5	181	73	2	57	353	10.4
Totals	131-117	4,018-30.7	497-1216	.409	120-406	.296	361-502	.719	101-240-341	2.6	749	287	2	251	1,475	11.3



15 • Ron Brewer (1976-78) • 1,440 Points

Seasons	G-GS	Min-Avg.	FG-FGA	Pct.	3FG-3FGA	Pct.	FT-FTA	Pct.	Off-Def-Reb.	Avg.	A	TO	Blk	Stl	Pts.	Avg.
1975-76	28	-	130-226	.575	-	-	74-99	.748	105	3.8	-	-	-	-	334	11.9
1976-77	27	-	199-326	.610	-	-	61-97	.629	85	3.1	-	-	-	-	459	17.0
1977-78	36	1,291-35.9	258-486	.531	-	-	131-157	.834	112	3.1	99	98	27	77	647	18.0
Totals	91	1,291-35.9	587-1,038	.566	-	-	266-353	.754	302	3.3	99	98	27	77	1,440	15.8




16 • Ronnie Brewer (2004-06) • 1,416 Points

Seasons	G-GS	Min-Avg.	FG-FGA	Pct.	3FG-3FGA	Pct.	FT-FTA	Pct.	Off-Def-Reb.	Avg.	A	TO	Blk	Stl	Pts.	Avg.
2003-04	28-28	907-32.4	125-260	.481	17-64	.266	74-129	.574	59-94-153	5.5	94	72	20	57	341	12.2
2004-05	30-29	955-31.8	171-360	.475	36-91	.396	108-165	.655	52-93-145	4.8	101	61	14	76	486	16.2
2005-06	32-31	1,112-34.8	197-447	.441	51-151	.338	144-192	.750	39-115-154	4.8	104	70	15	83	589	18.4
Totals	90-88	2,974-33.0	493-1067	.462	104-306	.340	326-486	.671	150-302-452	5.0	299	203	49	216	1,416	15.7




1000-POINT SCORERS



17 • Martin Terry (1972-73) • 1,368 Points

Seasons	G-GS	Min-Avg.	FG-FGA	Pct.	3FG-3FGA	Pct.	FT-FTA	Pct.	Off-Def-Reb.	Avg.	A	TO	Blk	Stl	Pts.	Avg.
1971-72	26	-	213-454	.464	-	-	207-261	.793	141	5.4	-	-	-	-	633	24.3
1972-73	26	-	264-508	.520	-	-	207-242	.855	95	3.7	-	-	-	-	735	28.3
Totals	52	-	477-962	.496	-	-	414-503	.823	236	4.5	-	-	-	-	1,368	26.3




18 • Darrell Walker (1981-83) • 1,325 Points

Seasons	G-GS	Min-Avg.	FG-FGA	Pct.	3FG-3FGA	Pct.	FT-FTA	Pct.	Off-Def-Reb.	Avg.	A	TO	Blk	Stl	Pts.	Avg.
1980-81	31	926-29.9	137-269	.509	-	-	75-125	.600	139	4.5	103	120	28	79	349	11.3
1981-82	29	1,039-35.8	162-316	.513	-	-	106-161	.658	152	5.2	101	108	11	67	430	14.8
1982-83	30	1,105-36.8	197-374	.527	-	-	152-238	.639	172	5.7	98	116	11	84	546	18.2
Totals	90	3,070-34.1	496-959	.517	-	-	333-524	.635	463	5.1	302	344	50	230	1,325	14.7



19 • Darian Townes (2005-08) • 1,318 Points

Seasons	G-GS	Min-Avg.	FG-FGA	Pct.	3FG-3FGA	Pct.	FT-FTA	Pct.	Off-Def-Reb.	Avg.	A	TO	Blk	Stl	Pts.	Avg.
2004-05	30-14	715-23.8	122-235	.519	1-1	1.000	60-86	.698	56-81-137	4.6	14	37	48	15	305	10.2
2005-06	32-12	714-22.3	126-252	.500	0-0	.000	52-83	.627	59-105-164	5.1	25	39	52	14	304	9.5
2006-07	35-5	619-17.7	118-220	.536	1-1	1.000	47-84	.560	50-100-150	4.3	21	43	56	11	284	8.1
2007-08	35-8	805-23.0	168-279	.602	0-0	.000	89-142	.627	77-116-193	5.5	31	46	38	21	425	12.1
TOTAL	132-39	2,853-21.6	534-986	.542	2-2	1.000	248-395	.628	242-402-644	4.9	91	165	194	61	1,318	10.0



20 • Dean Tolson (1972-74) • 1,316 Points

Seasons	G-GS	Min-Avg.	FG-FGA	Pct.	3FG-3FGA	Pct.	FT-FTA	Pct.	Off-Def-Reb.	Avg.	A	TO	Blk	Stl	Pts.	Avg.
1971-72	26	-	164-340	.482	-	-	76-155	.490	257	9.9	-	-	-	-	404	15.5
1972-73	25	-	183-356	.514	-	-	74-142	.521	310	12.4	-	-	-	-	440	17.6
1973-74	21	-	204-373	.547	-	-	64-115	.557	278	13.2	-	-	-	-	472	22.5
Totals	72	-	551-1069	.515	-	-	214-412	.585	845	11.7	-	-	-	-	1,316	17.0




21 • Rotnei Clarke (2009-11) • 1,306 Points

Seasons	G-GS	Min-Avg.	FG-FGA	Pct.	3FG-3FGA	Pct.	FT-FTA	Pct.	Off-Def-Reb.	Avg.	A	TO	Blk	Stl	Pts.	Avg.
2008-09	30-30	944-31.5	120-294	.408	83-211	.393	43-46	.935	13-43-56	1.9	32	25	1	27	366	12.2
2009-10	31-30	1,058-34.1	151-332	.455	100-234	.427	67-81	.827	5-69-74	2.4	37	36	3	36	469	15.1
2010-11	31-31	985-31.8	144-328	.439	91-208	.438	92-107	.860	10-84-94	3.0	49	38	1	24	471	15.2
TOTAL	92-91	2,987-32.5	415-954	.435	274-653	.420	202-234	.863	28-196-224	2.4	118	99	5	87	1,306	14.2




22 • Marshawn Powell (2010-13) • 1,283 Points

Seasons	G-GS	Min-Avg.	FG-FGA	Pct.	3FG-3FGA	Pct.	FT-FTA	Pct.	Off-Def-Reb.	Avg.	A	TO	Blk	Stl	Pts.	Avg.
2009-10	32-32	992-31.0	190-380	.500	8-37	.216	90-142	.634	74-141-215	6.7	45	66	42	32	478	14.9
2010-11	28-18	628-22.4	117-251	.466	7-28	.250	62-94	.660	46-81-127	4.5	29	41	14	21	303	10.8
2011-12	2-2	43-21.5	15-21	.714	0-2	.000	9-13	.692	5-7-12	6.0	3	8	3	2	39	19.5
2012-13	32-31	819-25.6	175-359	.487	27-78	.346	86-134	.642	61-113-174	5.4	43	58	37	38	463	14.5
TOTAL	94-83	2,482-26.4	497-1,011	.492	42-145	.290	247-383	.645	186-342-528	5.6	120	173	96	93	1,283	13.6




23 • U.S. Reed (1978-81) • 1,260 Points

Seasons	G-GS	Min-Avg.	FG-FGA	Pct.	3FG-3FGA	Pct.	FT-FTA	Pct.	Off-Def-Reb.	Avg.	A	TO	Blk	Stl	Pts.	Avg.
1977-78	31	298-9.6	27-48	.563	-	-	31-45	.689	37	1.2	14	22	10	6	85	2.7
1978-79	30	990-33.0	128-238	.538	-	-	97-141	.688	95	3.2	63	56	19	27	353	11.8
1979-80	29	1,099-37.9	166-298	.557	-	-	74-93	.796	108	3.7	41	45	16	36	406	14.0
1980-81	32	1,129-35.3	155-302	.513	-	-	106-140	.757	131	4.1	40	74	22	50	416	13.0
Totals	122	3,516-28.8	476-886	.537	-	-	308-419	.735	371	3.0	158	197	67	119	1,260	10.3



24 • Derek Hood (1996-99) • 1,247 Points

Seasons	G-GS	Min-Avg.	FG-FGA	Pct.	3FG-3FGA	Pct.	FT-FTA	Pct.	Off-Def-Reb.	Avg.	A	TO	Blk	Stl	Pts.	Avg.
1995-96	33-28	717-21.7	105-222	.473	0-0	.000	36-82	.439	98-102-200	6.1	36	75	22	32	246	7.5
1996-97	32-31	872-27.3	130-269	.483	0-1	.000	50-79	.633	101-156-257	8.0	54	77	23	39	310	9.7
1997-98	32-29	722-22.6	119-237	.502	0-0	.000	32-60	.533	71-125-196	6.1	53	66	27	36	270	8.4
1998-99	34-34	978-28.8	173-306	.565	0-2	.000	75-110	.682	144-205-349	10.3	61	66	31	41	421	12.4
Totals	131-122	3,289-25.1	527-1034	.510	0-3	.000	193-331	.583	414-588-1,002	7.6	204	284	103	148	1,247	9.5



25 • Mario Credit (1987-90) • 1,162 Points

Seasons	G-GS	Min-Avg.	FG-FGA	Pct.	3FG-3FGA	Pct.	FT-FTA	Pct.	Off-Def-Reb.	Avg.	A	TO	Blk	Stl	Pts.	Avg.
1986-87	32-11	498-15.6	77-126	.611	0-0	.000	39-60	.650	28-64-92	2.9	8	28	15	11	193	6.0
1987-88	30-15	693-23.1	107-183	.585	0-0	.000	79-118	.669	48-93-141	4.7	22	50	16	27	293	9.8
1988-89	32-24	717-22.4	149-246	.606	0-0	.000	68-117	.581	54-92-146	4.6	20	49	22	28	366	11.4
1989-90	33-26	621-18.8	106-185	.573	0-0	.000	98-126	.778	50-79-129	3.9	13	28	10	31	310	9.4
Totals	127-76	2,529-19.9	439-740	.593	0-0	.000	284-421	.675	180-328-508	4.0	63	155	63	97	1,162	9.1



26 • Charles Thomas (2005-08) • 1,149 Points

Seasons	G-GS	Min-Avg.	FG-FGA	Pct.	3FG-3FGA	Pct.	FT-FTA	Pct.	Off-Def-Reb.	Avg.	A	TO	Blk	Stl	Pts.	Avg.
2004-05	29-18	529-18.2	52-126	.413	3-13	.231	53-69	.768	31-47-78	2.7	15	42	3	4	160	5.5
2005-06	32-21	728-22.8	103-198	.520	6-12	.500	99-137	.723	77-83-160	5.0	25	44	5	19	311	9.7
2006-07	34-29	803-23.6	120-270	.444	7-39	.179	117-151	.775	67-128-195	5.7	44	73	8	10	364	10.7
2007-08	34-17	731-21.5	113-216	.523	5-13	.385	83-114	.728	56-96-152	4.5	47	76	6	16	314	9.2
TOTAL	129-85	2,791-21.6	388-810	.479	21-77	.273	352-471	.747	231-351-585	4.5	131	235	22	49	1,149	8.9



27 • Anthlon Bell (2013-16) • 1,144 Points

Seasons	G-GS	Min-Avg.	FG-FGA	Pct.	3FG-3FGA	Pct.	FT-FTA	Pct.	Off-Def-Reb.	Avg.	A	TO	Blk	Stl	Pts.	Avg.
2012-13	29-0	268-9.2	43-131	.328	33-104	.317	9-11	.818	4-20-24	0.8	9	8	3	4	128	4.4
2013-14	32-14	515-16.1	84-222	.378	50-151	.331	12-15	.800	14-26-40	1.3	23	21	2	11	230	7.2
2014-15	36-16	660-18.3	95-257	.370	65-185	.351	29-41	.707	12-30-42	1.2	50	32	4	21	284	7.9
2015-16	32-30	918-28.7	172-402	.428	89-202	.441	69-82	.841	22-71-93	2.9	39	35	7	21	502	15.7
TOTAL	129-60	2361-18.3	394-1012	.389	237-642	.369	119-149	.799	52-147-199	1.5	121	96	16	57	1144	8.9



28 • Brandon Dean (1999-02) • 1,130 Points

Seasons	G-GS	Min-Avg.	FG-FGA	Pct.	3FG-3FGA	Pct.	FT-FTA	Pct.	Off-Def-Reb.	Avg.	A	TO	Blk	Stl	Pts.	Avg.
1998-99	33-7	565-17.1	92-202	.455	30-82	.366	17-33	.515	28-47-75	2.3	49	40	2	42	231	7.0
1999-00	34-17	719-21.1	112-254	.441	33-109	.303	33-53	.623	31-38-69	2.0	53	48	11	56	290	8.5
2000-01	31-14	584-18.8	91-211	.431	38-105	.362	34-55	.618	19-48-67	2.2	58	30	5	39	254	8.2
2001-02	29-24	750-25.9	132-273	.484	48-135	.356	43-59	.729	16-67-83	3.0	59	38	7	40	355	12.2
Totals	127-62	2618-20.6	427-940	.454	149-431	.346	127-200	.635	94-200-294	2.3	219	156	25	177	1,130	8.3




29 • Rashad Madden (2012-15) • 1,106 Points

Seasons	G-GS	Min-Avg.	FG-FGA	Pct.	3FG-3FGA	Pct.	FT-FTA	Pct.	Off-Def-Reb.	Avg.	A	TO	Blk	Stl	Pts.	Avg.
2011-12	32-0	631-19.7	68-179	.380	17-71	.239	58-77	.753	25-81-106	3.3	58	50	9	15	211	6.6
2012-13	31-10	520-16.8	43-92	.467	7-35	.200	37-52	.712	19-56-75	2.4	57	35	7	17	130	4.2
2013-14	33-27	869-26.3	125-275	.455	50-125	.400	119-145	.821	28-66-94	2.8	91	77	9	28	419	12.7
2014-15	36-32	978-27.2	100-236	.424	46-122	.377	100-116	.862	31-101-132	3.7	164	84	5	29	346	9.6
Totals	132-69	2998-22.7	336-782	.430	120-353	.340	314-390	.805	103-304-407	3.1	370	246	30	89	1,106	8.4




30 • Michael Qualls (2013-15) • 1,100 Points

Seasons	G-GS	Min-Avg.	FG-FGA	Pct.	3FG-3FGA	Pct.	FT-FTA	Pct.	Off-Def-Reb.	Avg.	A	TO	Blk	Stl	Pts.	Avg.
2012-13	31-5	483-15.6	55-137	.401	6-27	.222	28-46	.609	30-76-106	3.4	23	21	21	23	144	4.6
2013-14	33-17	815-24.7	129-301	.429	42-120	.350	83-122	.680	54-93-147	4.5	64	51	17	31	383	11.6
2014-15	36-34	1086-30.2	180-413	.436	55-165	.333	158-204	.775	59-133-192	5.3	60	61	17	32	573	15.9
Totals	100-56	2384-23.8	364-851	.428	103-312	.330	269-372	.723	143-302-445	4.5	147	133	55	86	1,100	11.0



31 • Alvin Robertson (1982-84) • 1,097 Points

Seasons	G-GS	Min-Avg.	FG-FGA	Pct.	3FG-3FGA	Pct.	FT-FTA	Pct.	Off-Def-Reb.	Avg.	A	TO	Blk	Stl	Pts.	Avg.
1981-82	28	495-17.7	84-159	.528	-	-	35-58	.603	62	2.2	49	44	4	37	203	7.3
1982-83	28	915-32.7	161-294	.548	-	-	76-115	.661	137	4.9	101	91	8	88	398	14.2
1983-84	32-32	1,109-34.7	187-375	.499	-	-	122-182	.670	175	5.5	191	139	13	92	496	15.5
Totals	88-32	2,519-28.6	432-828	.522	-	-	233-355	.656	374	4.3	341	274	25	217	1,097	12.4




32 • James Eldridge (1968-70) • 1,090 Points

Seasons	G-GS	Min-Avg.	FG-FGA	Pct.	3FG-3FGA	Pct.	FT-FTA	Pct.	Off-Def-Reb.	Avg.	A	TO	Blk	Stl	Pts.	Avg.
1967-68	24	-	155-305	.508	-	-	88-128	.688	173	7.2	-	-	-	-	398	16.6
1968-69	24	-	141-308	.458	-	-	46-73	.630	170	7.1	-	-	-	-	328	13.7
1969-70	24	-	149-339	.440	-	-	58-81	.716	174	7.3	-	-	-	-	364	15.2
Totals	72	-	445-952	.467	-	-	192-282	.681	517	7.2	-	-	-	-	1,090	15.1



1000-POINT SCORERS



33 • Tommy Boyer (1961-63) • 1,067 Points

Seasons	G-GS	Min-Avg.	FG-FGA	Pct.	3FG-3FGA	Pct.	FT-FTA	Pct.	Off-Def-Reb.	Avg.	A	TO	Blk	Stl	Pts.	Avg.
1960-61	23	-	99-229	.432	-	-	43-58	.741	105	4.6	-	-	-	-	241	10.5
1961-62	23	-	131-308	.425	-	-	125-134	.933	111	4.8	-	-	-	-	387	16.8
1962-63	24	-	146-326	.448	-	-	147-161	.913	76	3.2	-	-	-	-	439	18.3
Totals	70	-	376-863	.436	-	-	315-353	.892	292	4.2	-	-	-	-	1,067	15.2




34 • Mike Washington (2007-10) • 1,065 Points

Seasons	G-GS	Min-Avg.	FG-FGA	Pct.	3FG-3FGA	Pct.	FT-FTA	Pct.	Off-Def-Reb.	Avg.	A	TO	Blk	Stl	Pts.	Avg.
2006-07	25-1	221-8.5	36-79	.456	4-14	.286	14-23	.609	21-21-42	1.6	6	16	7	4	90	3.5
2007-08	35-9	468-13.4	52-126	.413	7-27	.259	38-61	.623	62-76-138	3.9	18	34	24	10	149	4.3
2008-09	30-30	901-30.0	178-323	.551	5-30	.167	103-171	.602	105-189-294	9.8	27	62	39	29	464	15.5
2009-10	29-27	735-25.3	126-254	.496	6-26	.231	104-160	.650	59-118-177	6.1	22	52	37	19	362	12.5
Totals	120-67	2,325-19.4	392-782	.501	22-97	.227	259-415	.624	247-404-651	5.4	73	164	107	62	1,065	8.9




35 • Eric Ferguson (2003-06) • 1,047 Points

Seasons	G-GS	Min-Avg.	FG-FGA	Pct.	3FG-3FGA	Pct.	FT-FTA	Pct.	Off-Def-Reb.	Avg.	A	TO	Blk	Stl	Pts.	Avg.
2002-03	28-26	932-33.3	104-296	.351	46-150	.307	51-85	.600	13-73-86	3.1	91	109	2	52	305	10.9
2003-04	28-20	724-25.9	75-202	.371	29-85	.341	48-56	.857	12-61-73	2.6	78	55	6	37	227	8.1
2004-05	30-17	817-27.2	98-245	.400	44-119	.370	23-38	.605	20-60-80	2.7	128	54	3	51	263	8.8
2005-06	31-9	782-25.2	92-228	.404	41-126	.325	27-45	.600	12-62-74	2.4	82	66	0	32	252	8.1
Totals	117-72	3,255-27.8	369-971	.380	160-480	.333	149-224	.665	57-256-313	2.7	379	284	11	172	1,047	8.9




35 • Bobby Portis (2014-15) • 1,047 Points

Seasons	G-GS	Min-Avg.	FG-FGA	Pct.	3FG-3FGA	Pct.	FT-FTA	Pct.	Off-Def-Reb.	Avg.	A	TO	Blk	Stl	Pts.	Avg.
2013-14	34-34	918-27.0	161-316	.509	9-33	.273	87-118	.737	86-144-230	6.8	50	41	54	35	418	12.3
2014-15	36-36	1076-29.9	250-466	.536	14-30	.467	115-156	.737	133-188-321	8.9	42	56	50	39	629	17.5
Totals	70-70	1994-28.5	411-782	.526	23-63	.365	202-274	.737	219-332-551	7.9	92	97	104	74	1,047	15.0




37 • Jerry Carlton (1960-62) • 1,042 Points

Seasons	G-GS	Min-Avg.	FG-FGA	Pct.	3FG-3FGA	Pct.	FT-FTA	Pct.	Off-Def-Reb.	Avg.	A	TO	Blk	Stl	Pts.	Avg.
1959-60	24	-	100-231	.433	-	-	59-80	.738	105	4.4	-	-	-	-	259	10.8
1960-61	23	-	122-281	.434	-	-	101-117	.863	96	4.2	-	-	-	-	345	15.0
1961-62	24	-	149-355	.419	-	-	140-159	.880	119	5.0	-	-	-	-	438	18.2
Totals	71	-	371-867	.428	-	-	300-356	.843	320	4.5	-	-	-	-	1,042	14.7



38 • Clint McDaniel (1992-95) • 1,007 Points

Seasons	G-GS	Min-Avg.	FG-FGA	Pct.	3FG-3FGA	Pct.	FT-FTA	Pct.	Off-Def-Reb.	Avg.	A	TO	Blk	Stl	Pts.	Avg.
1991-92	27-2	264-9.8	33-97	.340	11-35	.314	29-39	.744	12-17-29	1.1	31	31	2	26	106	3.9
1992-93	30-11	495-16.5	76-177	.429	21-73	.288	52-77	.675	24-34-58	1.9	48	34	4	45	225	7.5
1993-94	31-13	669-21.6	81-199	.407	38-108	.352	52-69	.754	22-65-87	2.8	59	30	2	53	252	8.1
1994-95	37-33	1,093-29.5	139-302	.460	55-139	.396	91-119	.765	31-82-113	3.1	90	71	1	102	424	11.5
Totals	125-59	2,521-20.2	329-775	.425	125-355	.352	224-304	.737	89-198-287	2.3	228	166	9	226	1,007	8.1



39 • Robert McKenzie (1968-70) • 1,006 Points

Seasons	G-GS	Min-Avg.	FG-FGA	Pct.	3FG-3FGA	Pct.	FT-FTA	Pct.	Off-Def-Reb.	Avg.	A	TO	Blk	Stl	Pts.	Avg.
1967-68	24	-	125-283	.442	-	-	109-132	.826	150	6.3	-	-	-	-	359	15.0
1968-69	21	-	108-242	.446	-	-	68-84	.810	104	5.0	-	-	-	-	284	13.5
1969-70	24	-	135-305	.443	-	-	95-145	.655	182	7.6	-	-	-	-	365	15.2
Totals	69	-	367-830	.442	-	-	272-361	.753	436	6.3	-	-	-	-	1,006	14.6



Player	Year	Points	Opponent	Date
Rotnei Clarke	So.	51	Alcorn St.	11/13/09
Martin Terry	Sr.	47	SMU	2/24/73
Martin Terry	Jr.	46	Texas A&M	1/22/72
Dean Tolson	Sr.	45	Texas A&M	3/2/74
Todd Day	Sr.	43	LSU	1/11/92
Martin Terry	Sr.	43	Memphis	12/23/72
Joe Kleine	Sr.	41	Iowa St.	12/27/84
Dean Tolson	Sr.	41	Indiana St.	1/5/74
Ricky Sugg	Jr.	41	Centenary	12/13/65
Martin Terry	Jr.	40	Southern Illinois	12/11/71
Al Dillard	Jr.	39	Delaware St.	12/11/93
Todd Day	Sr.	39	Alabama	3/14/92
Sidney Moncrief	Sr.	39	S. Mississippi	12/23/78
Vernon Murphy	Jr.	39	Missouri-St. Louis	12/21/70
Jonathon Modica	Sr.	37	South Carolina	2/4/06
Joe Kleine	Sr.	37	TCU	2/9/85
Alvin Robertson	Sr.	37	North Texas	12/17/83
Martin Terry	Sr.	37	Southern Illinois	12/30/72
Rotnei Clarke	Jr.	36	Vanderbilt	1/29/11
Joe Kleine	Sr.	36	Texas Tech	3/10/85
Martin Terry	Sr.	36	Missouri-St. Louis	1/6/73
Vernon Murphy	Jr.	36	Baylor	3/2/71
Johnny Adams	Sr.	36	TCU	2/21/41
Bobby Portis	Fr.	35	Alabama	2/5/14
Courtney Fortson	So.	35	Mississippi St.	1/28/10
Jannero Pargo	Sr.	35	Mississippi St.	2/27/02
Jannero Pargo	Sr.	35	Florida	1/26/02
Lee Mayberry	Sr.	35	LSU	3/3/92
Todd Day	Sr.	35	Auburn	1/4/92
Darrell Walker	Sr.	35	Alabama St.	12/15/82
Martin Terry	Sr.	35	Texas A&M	1/13/73
Martin Terry	Sr.	35	TCU	2/20/73
Martin Terry	Sr.	35	Tulane	12/9/72
Tommy Rowland	Jr.	35	Centenary	12/12/66
Tommy Boyer	Jr.	35	LSU	12/19/62
Michael Washington	Jr.	34	North Texas	1/3/09
Scotty Thurman	Fr.	34	Ole Miss	1/6/93
Scotty Thurman	Fr.	34	Missouri	12/19/92
Todd Day	So.	34	Texas	1/25/90
Mario Credit	Jr.	34	Loyola-Marymount	3/16/89
Tim Scott	Jr.	34	Kansas	12/6/86
Martin Terry	Sr.	34	TCU	1/27/73
Martin Terry	Jr.	34	Texas	2/22/72
Dean Tolson	So.	34	Baylor	2/29/72
Dusty Hannahs	Jr.	33	Florida	3/10/16
Marshawn Powell	Jr.	33	Oklahoma	12/4/12
Jonathon Modica	So.	33	Mississippi St.	2/14/04
Jannero Pargo	Sr.	33	Alabama	1/30/02
Pat Bradley	Jr.	33	South Carolina	2/18/98
Todd Day	Jr.	33	Ala.-Birmingham	1/30/91
Joe Kleine	Sr.	33	Texas-San Antonio	12/18/84
Sidney Moncrief	Sr.	33	Rice	2/3/79
Dean Tolson	So.	33	Texas	1972
Martin Terry	Jr.	33	Rice	3/4/72
Martin Terry	Jr.	33	Baylor	2/29/72
Vernon Murphy	Jr.	33	Oklahoma	1/5/71
Robert McKenzie	So.	33	Oklahoma City	1/25/68
Tommy Boyer	Jr.	33	TCU	1962
George Kok	Sr.	33	Rice	2/28/48
Bobby Portis	So.	32	Vanderbilt	1/10/15
Rotnei Clarke	So.	32	East Tennessee St.	11/27/09
Jannero Pargo	Sr.	32	Tenn.-Chattanooga	12/20/01
Pat Bradley	Sr.	32	Western Carolina	12/7/98
Pat Bradley	Sr.	32	North Texas	12/30/98
Scotty Thurman	So.	32	Auburn	1/15/94
Lenzie Howell	Sr.	32	Texas A&M	2/21/90
Joe Kleine	Sr.	32	Texas	1/12/85
Joe Kleine	Sr.	32	Texas Tech	1/16/85
Joe Kleine	Jr.	32	Alabama St.	12/21/83
Joe Kleine	Jr.	32	North Texas	12/17/83


Player	Year	Points	Opponent	Date
Ted Thompson	Jr.	32	Western Kentucky	12/3/73
Dean Tolson	So.	32	TCU	2/12/72
Martin Terry	Jr.	32	Texas A&M	2/15/72
Jerry Carlton	Sr.	32	Rice	1962
George Kok	So.	32	Sedalia AAB	1946
George Kok	So.	32	Rice	1946
George Kok	Fr.	32	Texas A&M	1945
BJ Young	Fr.	31	Florida	2/18/12
Sonny Weems	Sr.	31	Indiana	3/21/08
Todd Day	Sr.	31	Jackson St.	12/21/91
Todd Day	Jr.	31	Alabama	3/21/91
Lee Mayberry	So.	31	U.S. International	12/9/89
Lenzie Howell	Jr.	31	Texas A&M	3/11/89
Keith Wilson	Sr.	31	Texas	2/8/89
Joe Kleine	Sr.	31	Ohio St.	12/1/84
Martin Terry	Sr.	31	Texas	2/13/73
Martin Terry	Jr.	31	Rice	3/4/72
Tommy Rowland	Jr.	31	Michigan	12/30/66
Tommy Boyer	Sr.	31	Baylor	1963
Tommy Boyer	Sr.	31	TCU	1963
Pete Butler	Jr.	31	Texas	1955
George Kok	Sr.	31	Pepperdine	1948
Johnny Adams	Jr.	31	Warrensburg (Mo.)	1940
Michael Qualls	Jr.	30	Alabama	1/22/15
Michael Washington	Jr.	30	Southeastern La.	11/14/08
Jannero Pargo	Sr.	30	Memphis	1/2/02
Joe Johnson	Fr.	30	Mississippi St.	1/22/00
Pat Bradley	So.	30	Missouri	12/7/96
Corliss Williamson	So.	30	Georgia	3/11/94
Todd Day	Jr.	30	Florida St.	1/21/91
Todd Day	Jr.	30	Houston	2/7/91
Mario Credit	Jr.	30	Texas	2/8/89
Sidney Moncrief	Sr.	30	Oklahoma	12/2/78
Steve Schall	Sr.	30	North Texas	1/4/79
Marvin Delph	Sr.	30	Texas	2/1/78
Marvin Delph	Jr.	30	SMU	2/2/77
Rickey Medlock	Jr.	30	SMU	2/16/74
Martin Terry	Sr.	30	Missouri Western	12/4/72
Martin Terry	Jr.	30	Rice	2/5/72
Dean Tolson	So.	30	Rice	3/4/72
Donnie Watts	Sr.	30	Rice	1971
Almer Lee	Jr.	30	Texas A&M	1971
Tommy Boyer	Sr.	30	Texas Tech	2/19/63
Manuel Whitley	Sr.	30	Texas A&M	1956

30-POINT GAME FAST FACTS

- Total:** 115
- Total Players:** 45
- Most Recent:** 33 by Dusty Hannahs vs. Florida (March 10, 2016)
- Most in a Season:** 10 by Martin Terry, 1973
- Most in Career:** 18 by Martin Terry, 1972-73
- Last with Five or More in Same Season:** Jannero Pargo, 2002 (5)
- Most Recent Consecutive 30-Point Games:** Jannero Pargo, 35 vs. Florida (Jan. 26, 2002); 33 at Alabama (Jan. 30, 2002)
- Last Game with Multiple Players Scoring 30 Points:** Keith Wilson, 31 & Mario Credit, 30 vs. Texas (Feb. 8, 1989)



SCORING AVERAGE



Martin Terry is the only Arkansas player to average better than 20 points for his career, scoring 1,368 points in 52 games.

SEASON

1.	28.3	Martin Terry (735 pts, 26 gms), 1973
2.	24.3	Martin Terry (633 pts, 26 gms), 1972
3.	22.7	Todd Day (500 pts, 22 gms), 1992
4.	22.5	Dean Tolson (472 pts, 21 gms), 1974
5.	22.1	Joe Kleine (773 pts, 35 gms), 1985
6.	22.0	Sidney Moncrief (660 pts, 30 gms), 1979
7.	20.7	Todd Day (786 pts, 38 gms), 1991
8.	20.4	Corliss Williamson (695 pts, 34 gms), 1994
	20.4	George Kok (469 pts, 23 gms), 1948
10.	19.7	Corliss Williamson (770 pts, 39 gms), 1995
	19.7	Marvin Delph (552 pts, 28 gms), 1977

CAREER

1.	26.3	Martin Terry (1,368 pts, 52 gms), 1972-73
2.	19.0	Corliss Williamson (1,728 pts, 91 gms), 1993-95
3.	18.9	Todd Day (2,395 pts, 127 gms), 1989-92
4.	18.3	Dean Tolson (1,316 pts, 72 gms), 1972-74
5.	18.1	Joe Kleine (1,753 pts, 97 gms), 1983-85
6.	16.9	Sidney Moncrief (2,066 pts, 122 gms), 1976-79
7.	16.2	Scotty Thurman (1,650 pts, 102 gms), 1993-95
8.	16.0	Courtney Fortson (753 pts, 47 gms), 2009-10
9.	15.8	Ron Brewer (1,440 pts, 91 gms), 1976-78
10.	15.7	Ronnie Brewer (1,416 pts, 90 gms), 2004-06

SEC SEASON

1.	23.0	Todd Day (368 pts, 16 gms), 1992
2.	21.8	Corliss Williamson (348 pts, 16 gms), 1995
3.	20.8	Corliss Williamson (333 pts, 16 gms), 1994
4.	18.8	Ronnie Brewer (301 pts, 16 gms), 2006
5.	18.6	Bobby Portis (335 pts, 18 gms), 2015
6.	18.0	Courtney Fortson (288 pts, 16 gms), 2010
7.	17.8	Jonathon Modica (284 pts, 16 gms), 2006
8.	17.3	Sonny Weems (276 pts, 16 gms), 2008
9.	17.2	Scotty Thurman (275 pts, 16 gms), 1994
10.	17.1	Scotty Thurman (273 pts, 16 gms), 1993

SEC CAREER

1.	23.0	Todd Day (368 pts, 16 gms), 1992
2.	19.7	Corliss Williamson (866 pts, 44 gms), 1993-95
3.	17.1	Scotty Thurman (819 pts, 48 gms), 1993-95
4.	16.5	Courtney Fortson (513 pts, 31 gms), 2009-10
5.	16.3	Lee Mayberry (260 pts, 16 gms), 1992
6.	15.7	Ronnie Brewer (753 pts, 48 gms), 2004-06
7.	15.4	Bobby Portis (553 pts, 36 gms), 2014-15
8.	15.3	Jannero Pargo (490 pts, 32 gms), 2001-02
9.	14.8	BJ Young (504 pts, 34 gms), 2012-13
10.	14.5	Joe Johnson (436 pts, 30 gms), 2000-01

SCORING AVERAGE LEADERS

Year	Player	G	Pts.	Avg.
2015-16	Dusty Hannahs	32	529	16.5
2014-15	Bobby Portis	36	629	17.5
2013-14	Rashad Madden	33	419	12.7
2012-13	BJ Young	31	470	15.2
2011-12	BJ Young	32	488	15.3
2010-11	Rotnei Clarke	31	471	15.2
2009-10	Courtney Fortson	18	323	17.9
2008-09	Michael Washington	30	464	15.5
2007-08	Sonny Weems	34	509	15.0
2006-07	Patrick Beverley	35	485	13.9
2005-06	Ronnie Brewer	32	589	18.4
2004-05	Ronnie Brewer	30	486	16.2
2003-04	Jonathon Modica	28	462	16.5
2002-03	Jonathon Modica	28	323	11.5
2001-02	Jannero Pargo	29	482	16.6
2000-01	Joe Johnson	30	427	14.2
1999-00	Joe Johnson	23	368	16.0
1998-99	Pat Bradley	34	480	14.1
1997-98	Pat Bradley	33	489	14.8
1996-97	Pat Bradley	32	461	14.4
1995-96	Kareem Reid	33	426	12.9
1994-95	Corliss Williamson	39	770	19.7
1993-94	Corliss Williamson	34	695	20.4
1992-93	Scotty Thurman	31	540	17.4

Year	Player	G	Pts.	Avg.
1991-92	Todd Day	22	500	22.7
1990-91	Todd Day	38	786	20.7
1989-90	Todd Day	35	684	19.5
1988-89	Lenzie Howell	32	466	14.6
1987-88	Ron Huery	30	403	13.4
1986-87	Tim Scott	33	393	11.9
1985-86	William Mills	24	331	13.8
1984-85	Joe Kleine	35	773	22.1
1983-84	Joe Kleine	32	581	18.2
1982-83	Darrell Walker	30	546	18.2
1981-82	Scott Hastings	29	539	18.6
1980-81	Scott Hastings	32	523	16.3
1979-80	Scott Hastings	29	469	16.2
1978-79	Sidney Moncrief	30	660	22.0
1977-78	Ron Brewer	36	647	18.0
1976-77	Marvin Delph	28	552	19.7
1975-76	Marvin Delph	27	440	16.3
1974-75	Kent Allison	26	393	15.1
1973-74	Dean Tolson	21	472	22.5
1972-73	Martin Terry	26	735	28.3
1971-72	Martin Terry	26	633	24.3
1970-71	Almer Lee	23	441	19.2
1969-70	Almer Lee	24	408	17.0
1968-69	James Eldridge	24	328	13.7

Year	Player	G	Pts.	Avg.
1967-68	James Eldridge	24	398	16.6
1966-67	Tommy Rowland	24	443	18.5
1965-66	Ricky Sugg	24	328	13.6
1964-65	Ricky Sugg	24	340	14.2
1963-64	Jim Magness	24	356	14.8
1962-63	Tommy Boyer	24	439	18.3
1961-62	Jerry Carlton	24	438	18.2
1960-61	Pat Foster	23	355	15.4
1959-60	Clyde Rhoden	24	389	16.2
1958-59	Clyde Rhoden	24	350	14.6
1957-58	Fred Grim	27	380	14.1
1956-57	Terry Day	24	301	12.5
1955-56	Manuel Whitley	24	409	17.0
1954-55	Jerald Barnett	24	247	10.3
1953-54	Jerald Barnett	23	225	9.8
1952-53	Gene Lambert	21	270	12.9
1951-52	Walter Kearns	24	216	9.0
1950-51	Billy Hester	22	204	9.3
1949-50	Jim Cathcart	23	233	10.1
1948-49	Bob Ambler	26	259	10.0
1947-48	George Kok	23	469	20.4
1946-47	Al Williams	24	380	15.8



GAME

1.	51	Rotnei Clarke vs. Alcorn St., 11/13/09
2.	47	Martin Terry vs. SMU, 2/24/73
3.	46	Martin Terry vs. Texas A&M, 1/22/72
4.	45	Dean Tolson vs. Texas A&M, 3/2/74
5.	43	Todd Day vs. LSU, 1/11/92
	43	Martin Terry vs. Memphis, 12/23/72
7.	41	Joe Kleine vs. Iowa St., 12/27/84
	41	Dean Tolson vs. Indiana St., 1/5/74
	41	Ricky Sugg vs. Centenary, 12/13/65
10.	40	Martin Terry vs. Southern Illinois, 12/11/71

SEASON

1.	786	Todd Day, 1991
2.	773	Joe Kleine, 1985
3.	770	Corliss Williamson, 1995
4.	735	Martin Terry, 1973
5.	695	Corliss Williamson, 1994
6.	684	Todd Day, 1990
7.	660	Sidney Moncrief, 1979
8.	647	Ron Brewer, 1978
9.	633	Martin Terry, 1972
10.	629	Bobby Portis, 2015

CAREER

1.	2,395	Todd Day, 1989-92
2.	2,066	Sidney Moncrief, 1976-79
3.	1,940	Lee Mayberry, 1989-92
4.	1,779	Scott Hastings, 1979-82
5.	1,765	Pat Bradley, 1996-99
6.	1,753	Joe Kleine, 1983-85
7.	1,742	Marvin Delph, 1975-78
8.	1,728	Corliss Williamson, 1993-95
9.	1,674	Oliver Miller, 1989-92
10.	1,650	Scotty Thurman, 1993-95

SEC GAME

1.	43	Todd Day vs. LSU, 1/11/92
2.	39	Todd Day vs. Alabama, 3/14/92
3.	37	Jonathon Modica vs. S. Carolina, 2/4/06
4.	36	Rotnei Clarke vs. Vanderbilt, 1/29/11
5.	35	Bobby Portis vs. Alabama, 2/5/14
	35	Courtney Fortson vs. Miss. St., 1/28/10
	35	Jannero Pargo at Miss. St., 2/27/02
	35	Jannero Pargo vs. Florida, 1/26/02
	35	Lee Mayberry vs. LSU, 3/3/92
	35	Todd Day vs. Auburn, 1/4/92

SEC SEASON

1.	368	Todd Day, 1992
2.	348	Corliss Williamson, 1995
3.	335	Bobby Portis, 2015
4.	333	Corliss Williamson, 1994
5.	301	Ronnie Brewer, 2006
6.	289	Anthlon Bell, 2016
6.	288	Courtney Fortson, 2010
7.	284	Jonathon Modica, 2006
8.	278	Moses Kingsley, 2016
9.	276	Dusty Hannahs, 2016
	276	Sonny Weems, 2008

SEC CAREER

1.	866	Corliss Williamson, 1993-95
2.	855	Jonathon Modica, 2003-06
3.	834	Pat Bradley, 1996-99
4.	819	Scotty Thurman, 1993-95
5.	753	Ronnie Brewer, 2004-06
6.	701	Marshawn Powell, 2010-13
7.	668	Kareem Reid, 1996-99
8.	647	Rotnei Clarke, 2009-11
9.	635	Darian Townes, 2005-08
10.	592	Derek Hood, 1996-99



In his only season in the SEC (1992-93), Todd Day set a program SEC single-season record with 368 points.

POINTS LEADERS

Year	Player	G	Pts.	Avg.	Year	Player	G	Pts.	Avg.	Year	Player	G	Pts.	Avg.
2015-16	Dusty Hannahs	32	529	16.5	1991-92	Lee Mayberry	34	518	15.2	1967-68	James Eldridge	24	398	16.6
2014-15	Bobby Portis	36	629	17.5	1990-91	Todd Day	38	786	20.7	1966-67	Tommy Rowland	24	443	18.5
2013-14	Rashad Madden	33	419	12.7	1989-90	Todd Day	35	684	19.5	1965-66	Ricky Sugg	24	328	13.6
2012-13	BJ Young	31	470	15.2	1988-89	Lenzie Howell	32	466	14.6	1964-65	Ricky Sugg	24	340	14.2
2011-12	BJ Young	32	488	15.3	1987-88	Ron Huery	30	403	13.4	1963-64	Jim Magness	24	356	14.8
2010-11	Rotnei Clarke	31	471	15.2	1986-87	Tim Scott	33	393	11.9	1962-63	Tommy Boyer	24	439	18.3
2009-10	Marshawn Powell	32	478	14.9	1985-86	Mike Ratliff	28	368	13.1	1961-62	Jerry Carlton	24	438	18.2
2008-09	Michael Washington	30	464	15.5	1984-85	Joe Kleine	35	773	22.1	1960-61	Pat Foster	23	355	15.4
2007-08	Sonny Weems	34	509	15.0	1983-84	Joe Kleine	32	581	18.2	1959-60	Clyde Rhoden	24	389	16.2
2006-07	Patrick Beverley	35	485	13.9	1982-83	Darrell Walker	30	546	18.2	1958-59	Clyde Rhoden	24	350	14.6
2005-06	Ronnie Brewer	32	589	18.4	1981-82	Scott Hastings	29	539	18.6	1957-58	Fred Grim	27	380	14.1
2004-05	Ronnie Brewer	30	486	16.2	1980-81	Scott Hastings	32	523	16.3	1956-57	Terry Day	24	301	12.5
2003-04	Jonathon Modica	28	462	16.5	1979-80	Scott Hastings	29	469	16.2	1955-56	Manuel Whitley	24	409	17.0
2002-03	Jonathon Modica	28	323	11.5	1978-79	Sidney Moncrief	30	660	22.0	1954-55	Jerald Barnett	24	247	10.3
2001-02	Jannero Pargo	29	482	16.6	1977-78	Ron Brewer	36	647	18.0	1953-54	Jerald Barnett	23	225	9.8
2000-01	Joe Johnson	30	427	14.2	1976-77	Marvin Delph	28	552	19.7	1952-53	Gene Lambert	21	270	12.9
1999-00	Joe Johnson	23	368	16.0	1975-76	Marvin Delph	27	440	16.3	1951-52	Walter Kearns	24	216	9.0
1998-99	Pat Bradley	34	480	14.1	1974-75	Kent Allison	26	393	15.1	1950-51	Billy Hester	22	204	9.3
1997-98	Pat Bradley	33	489	14.8	1973-74	Dean Tolson	21	472	22.5	1949-50	Jim Cathcart	23	233	10.1
1996-97	Pat Bradley	32	461	14.4	1972-73	Martin Terry	26	735	28.3	1948-49	Bob Ambler	26	259	10.0
1995-96	Kareem Reid	33	426	12.9	1971-72	Martin Terry	26	633	24.3	1947-48	George Kok	23	469	20.4
1994-95	Corliss Williamson	39	770	19.7	1970-71	Vernon Murphy	26	458	17.6	1946-47	Al Williams	24	380	15.8
1993-94	Corliss Williamson	34	695	20.4	1969-70	Almer Lee	24	408	17.0					
1992-93	Scotty Thurman	31	540	17.4	1968-69	James Eldridge	24	328	13.7					



As a junior in 1990-91, Oliver Miller led the nation in field goal percentage, making seven or more field goals in 22 contests.

GAME (MINIMUM 8 ATT.)

1.	1.000	Bobby Portis vs. UTSA (8-8), 12/19/13
	1.000	Daryll Saulsberry vs. MacMurray (10-10), 1975
	1.000	Lee Wilson vs. Montevallo (9-9), 1995
	1.000	Steve Schall vs. Weber St. (9-9), 1979
	1.000	Isaiah Morris vs. Miss. St. (8-8), 1992
	1.000	Darrell Hawkins vs. Missouri State (8-8), 1992
	1.000	Coty Clarke vs. Florida (8-8), 2/23/13
	1.000	Joe Kleine vs. St. Peter's (8-8), 1984
9.	.923	Landis Williams vs. Montevallo (12-13), 1995
10.	.909	Sunday Adebayo vs. Alcorn St. (10-11), 1995
	.909	Oliver Miller vs. Murray St. (10-11), 1992
	.909	Joe Kleine vs. Rice (10-11), 1984

SEASON (MINIMUM 60 ATT.)

1.	.704*	Oliver Miller (254-361), 1991
2.	.699	Leroy Sutton (79-113), 1983
	.691	Charles Balentine (47-68), 1983
4.	.678	Steven Hill (59-87), 2008
5.	.674	Lee Wilson (58-86), 1995
6.	.665	Sidney Moncrief (149-224), 1976
7.	.662	Leroy Sutton (100-151), 1984
8.	.649	Sidney Moncrief (157-242), 1977
9.	.641	Steven Hill (93-145), 2007
10.	.639	Oliver Miller (152-238), 1990

* Led the NCAA

CAREER (MINIMUM 700 ATT.)

1.	.636	Oliver Miller (680-1,069), 1989-92
2.	.606	Sidney Moncrief (739-1,220), 1976-79
3.	.593	Mario Credit (439-740), 1987-90
4.	.585	Joe Kleine (668-1,142), 1983-85
5.	.583	Corliss Williamson (657-1,127), 1993-95
6.	.566	Ron Brewer (587-1,038), 1976-78
7.	.544	Scott Hastings (665-1,223), 1979-82
8.	.542	Darian Townes (534-986), 2005-08
9.	.537	U.S. Reed (476-886), 1978-81
10.	.529	Marvin Delph (762-1,440), 1975-78

SEC GAME (MINIMUM 9 ATT.)

1.	.889	Corliss Williamson vs. LSU (8-9), 1993
2.	.846	Corliss Williamson vs. LSU (11-13), 1994
3.	.833	Corliss Williamson vs. S. Carolina (10-12), 1994
4.	.818	Patrick Beverley vs. Auburn (9-11), 3/8/08
	.818	Derek Hood vs. Auburn (9-11), 1999
	.818	Corliss Williamson vs. Ole Miss (9-11), 1994
	.818	Oliver Miller vs. Mississippi St. (9-11), 1992
8.	.800	Steven Hill vs. LSU (8-10), 1/20/07
9.	.786	Corliss Williamson vs. Vanderbilt (11-14), 1994
10.	.769	Michael Qualls vs. Georgia (7-9), 3/1/14
	.769	BJ Young vs. Mississippi St. (10-13), 1/7/12

SEC SEASON (MINIMUM 90 ATT.)

1.	.652	Corliss Williamson (129-198), 1994
2.	.625	Darian Townes (70-112), 2008
3.	.594	Oliver Miller (82-138), 1992
4.	.592	Dwight Stewart (58-98), 1993
5.	.588	Corliss Williamson (70-119), 1993
6.	.560	Bobby Portis (136-243), 2015
7.	.560	Sunday Adebayo (51-91), 1996
8.	.555	Derek Hood (86-155), 1999
9.	.547	Moses Kingsley (99-181), 2016
10.	.534	Corliss Williamson (119-223), 1995

SEC CAREER (MINIMUM 200 ATT.)

1.	.589	Corliss Williamson (318-540), 1993-95
2.	.540	Corey Beck (116-215), 1993-95
3.	.530	Bobby Portis (219-413), 2014-15
4.	.528	Darian Townes (262-496), 2005-08
5.	.513	Darrell Hawkins (123-240), 1992-93
6.	.512	Lee Wilson (109-213), 1994-97
7.	.498	Todd Day (128-257), 1992
8.	.496	Derek Hood (251-506), 1996-99
9.	.481	Mike Washington (177-368), 2007-10
10.	.478	Marshawn Powell (271-567), 2010-13

FIELD GOAL PCT. LEADERS (MINIMUM 100 ATTEMPTS)

Season	Player	FGM	FGA	Pct.
2015-16	Moses Kingsley	183	334	.548
2014-15	Bobby Portis	250	466	.536
2013-14	Bobby Portis	161	316	.509
2012-13	Coty Clarke	76	148	.514
2011-12	BJ Young	177	351	.504
2010-11	Delvon Johnson	111	204	.544
2009-10	Marshawn Powell	190	380	.500
2008-09	Michael Washington	178	323	.551
2007-08	Darian Townes	168	279	.602
2006-07	Steven Hill	93	145	.641
2005-06	Charles Thomas	103	198	.520
2004-05	Jonathon Modica	103	198	.520
2003-04	Ronnie Brewer	125	260	.481
2002-03	Dionisio Gomez	91	195	.467
2001-02	Dionisio Gomez	61	116	.526
2000-01	Alonzo Lane	88	171	.515
1999-00	Alonzo Lane	108	193	.560
1998-99	Derek Hood #	173	306	.565
1997-98	Landis Williams	84	139	.604
1996-97	Lee Wilson	84	157	.535
1995-96	Lee Wilson	86	162	.531
1994-95	Corliss Williamson	283	515	.550
1993-94	Corliss Williamson	273	436	.626
1992-93	Corliss Williamson	101	176	.574
1991-92	Oliver Miller	186	309	.602
1990-91	Oliver Miller*	254	361	.704

Season	Player	FGM	FGA	Pct.
1989-90	Oliver Miller	152	238	.639
1988-89	Mario Credit	149	246	.606
1987-88	Mario Credit	107	183	.585
1986-87	Mario Credit	77	126	.611
1985-86	Eric Poerschke	56	113	.496
1984-85	Joe Kleine	294	484	.607
1983-84	Leroy Sutton	100	151	.662
1982-83	Leroy Sutton	79	113	.699
1981-82	Tony Brown	109	185	.589
1980-81	Scott Hastings	192	341	.563
1979-80	U.S. Reed	166	298	.557
1978-79	Steve Schall	138	223	.619
1977-78	Sidney Moncrief	209	354	.590
1976-77	Sidney Moncrief	157	242	.649
1975-76	Sidney Moncrief*	149	224	.665
1974-75	Kent Allison	172	282	.610
1973-74	Dean Tolson	204	373	.547
1972-73	Martin Terry	264	508	.520
1971-72	Doug Campbell	73	142	.514
1970-71	Donnie Watts	149	290	.514
1969-70	Ricky Tanneberger	75	161	.460
1968-69	Ricky Tanneberger	94	200	.470
1967-68	James Eldridge	155	305	.508
1966-67	Tommy Rowland	148	300	.483
1965-66	J.D. McConnell	120	259	.463
1964-65	John Talkington	107	220	.486

Season	Player	FGM	FGA	Pct.
1963-64	Warren Vogel	111	242	.459
	Ricky Sugg	85	185	.459
1962-63	Jim Magness	87	183	.475
1961-62	Jim Wilson	74	163	.454
1960-61	Ronnie Garner	102	212	.482
1959-60	Jerry Carlton	100	231	.433
1958-59	Clyde Rhoden	131	314	.417
1957-58	Harry Thompson	94	241	.390
1956-57	Fred Grim	107	297	.360
1955-56	Manuel Whitley	135	322	.419
1954-55	Jerald Barnett	88	199	.442
1953-54	Norman Smith	61	155	.393
1952-53	Raymond Shaw	60	151	.398
1951-52	Gene Lambert	74	166	.445
1950-51	Billy Hester	71	149	.476

Led the SEC | * Led the NCAA



GAME

1.	20	Dean Tolson vs. Texas A&M, 1974
2.	17	Martin Terry vs. So. Illinois, 1972
3.	16	Todd Day vs. LSU, 1992
	16	Dean Tolson vs. Indiana St., 1974
	16	Martin Terry vs. SMU, 1973
	16	Vernon Murphy vs. Missouri-St. Louis, 1971
7.	15	Rotnei Clarke vs. Alcorn St., 11/13/09
	15	Joe Kleine vs. Iowa St., 1984
	15	Joe Kleine vs. UTSA, 1984
	15	Darrell Walker vs. Alabama St., 1982

SEASON

1.	294	Joe Kleine, 1985
2.	283	Corliss Williamson, 1995
3.	277	Todd Day, 1991
4.	273	Corliss Williamson, 1994
5.	264	Martin Terry, 1973
6.	258	Ron Brewer, 1978
7.	254	Oliver Miller, 1991
8.	253	Marvin Delph, 1978
9.	250	Bobby Portis, 2015
10.	245	Marvin Delph, 1977

CAREER

1.	835	Todd Day, 1989-92
2.	762	Marvin Delph, 1975-78
3.	739	Sidney Moncrief, 1976-79
4.	723	Lee Mayberry, 1989-92
5.	680	Oliver Miller, 1989-92
6.	668	Joe Kleine, 1983-85
7.	665	Scott Hastings, 1979-82
8.	657	Corliss Williamson, 1993-95
9.	611	Scotty Thurman, 1993-95
10.	587	Ron Brewer, 1975-78

SEC GAME

1.	16	Todd Day vs. LSU, 1992
2.	14	Bobby Portis vs. Alabama, 2/5/14
	14	Todd Day vs. Alabama, 1992
4.	13	Bobby Portis vs. Vanderbilt, 1/10/15
5.	12	Rotnei Clarke vs. Vanderbilt, 1/29/11
	12	Marshawn Powell vs. Vanderbilt, 2/27/10
	12	Jonathon Modica vs. Miss. St., 2/14/04
	12	Pat Bradley vs. South Carolina, 1998
	12	Scotty Thurman vs. Auburn, 1994
	12	Corliss Williamson vs. Georgia, 1994
	12	Scotty Thurman vs. Ole Miss, 1993
	12	Lee Mayberry vs. LSU, 1992

SEC SEASON

1.	136	Bobby Portis, 2015
2.	129	Corliss Williamson, 1994
3.	128	Todd Day, 1992
4.	119	Corliss Williamson, 1995
5.	103	Scotty Thurman, 1994
6.	102	Scotty Thurman, 1993
	102	Sonny Weems, 2008
8.	99	Marshawn Powell, 2010
	99	Moses Kingsley, 2016
10.	98	Ronnie Brewer, 2006

SEC CAREER

1.	318	Corliss Williamson, 1993-95
2.	300	Scotty Thurman, 1993-95
3.	295	Jonathon Modica, 2003-06
4.	271	Marshawn Powell, 2010-13
5.	269	Pat Bradley, 1996-99
6.	262	Darian Townes, 2005-08
7.	251	Derek Hood, 1996-99
8.	250	Ronnie Brewer, 2004-06
9.	227	Kareem Reid, 1996-99
10.	219	Bobby Portis, 2014-15



Corliss Williamson led the Razorbacks in made field goals each of his three seasons on campus and is the all-time leader in SEC play.

FIELD GOALS MADE LEADERS

Season	Player	FGM	FGA	Pct.
2015-16	Moses Kingsley	183	334	.548
2014-15	Bobby Portis	250	466	.536
2013-14	Bobby Portis	161	316	.509
2012-13	BJ Young	180	401	.449
2011-12	BJ Young	177	351	.504
2010-11	Rotnei Clarke	144	328	.439
2009-10	Marshawn Powell	190	380	.500
2008-09	Michael Washington	178	323	.551
2007-08	Sonny Weems	197	425	.464
2006-07	Sonny Weems	161	332	.485
2005-06	Ronnie Brewer	197	447	.441
2004-05	Ronnie Brewer	171	360	.475
2003-04	Jonathon Modica	157	340	.463
2002-03	Jonathon Modica	117	252	.464
2001-02	Jannero Pargo	165	359	.460
2000-01	Joe Johnson	162	346	.468
1999-00	Joe Johnson	140	302	.464
1998-99	Derek Hood	173	306	.565
1997-98	Pat Bradley	161	421	.382
1996-97	Pat Bradley	150	339	.442
1995-96	Kareem Reid	141	357	.395
1994-95	Corliss Williamson	283	515	.550
1993-94	Corliss Williamson	273	436	.626
1992-93	Scotty Thurman	204	439	.465
1991-92	Oliver Miller	186	309	.602
1990-91	Todd Day	277	586	.473
1989-90	Todd Day	237	483	.491
1988-89	Lenzie Howell	166	326	.509

Season	Player	FGM	FGA	Pct.
1987-88	Ron Huery	147	324	.454
1986-87	Ron Huery	129	291	.443
1985-86	Mike Ratliffe	137	298	.460
1984-85	Joe Kleine	294	484	.607
1983-84	Joe Kleine	209	351	.595
1982-83	Darrell Walker	197	374	.527
1981-82	Scott Hastings	204	369	.553
1980-81	Scott Hastings	192	341	.563
1979-80	Scott Hastings	172	322	.534
1978-79	Sidney Moncrief	224	400	.560
1977-78	Ron Brewer	258	486	.531
1976-77	Marvin Delph	245	460	.533
1975-76	Marvin Delph	196	393	.499
1974-75	Kent Allison	172	282	.610
1973-74	Dean Tolson	204	373	.547
1972-73	Martin Terry	264	508	.520
1971-72	Martin Terry	213	454	.469
1970-71	Almer Lee	167	333	.502
1969-70	Almer Lee	180	418	.431
1967-68	James Eldridge	155	305	.508
1966-67	Tommy Rowland	148	300	.483
1965-66	Ricky Sugg	122	273	.447
1964-65	Ricky Sugg	129	268	.481
1963-64	Jim Magness	125	310	.403
1962-63	Tommy Boyer	146	326	.448
1961-62	Jerry Carlton	149	355	.419
1960-61	Jerry Carlton	122	281	.434
1959-60	Ronnie Garner	135	345	.391

Season	Player	FGM	FGA	Pct.
1958-59	Clyde Rhoden	131	314	.417
1957-58	Fred Grim	147	396	.371
1956-57	Terry Day	113	422	.268
1955-56	Manuel Whitley	135	322	.419
1954-55	Jerald Barnett	88	199	.442
1953-54	Jerald Barnett	81	225	.360
1952-53	Gene Lambert	87	263	.331
1951-52	Walter Kearns	82	268	.306
1950-51	D.L. Miller	72	174	.414

Led the SEC



FIELD GOALS ATTEMPTED

GAME

1.	30	Dean Tolson vs. TCU, 1/15/72
2.	29	Martin Terry vs. SMU, 1/30/73
	29	Terry Day vs. Oklahoma, 12/1/57
4.	28	Pat Bradley vs. North Texas, 1999
	28	Ronnie Garner vs. SMU, 3/2/60
6.	27	Courtney Fortson at Vanderbilt, 3/8/09
	27	Martin Terry vs. TCU, 2/20/73
8.	26	Courtney Fortson at Miss. St., 1/14/10
	26	Todd Day vs. LSU, 1/11/92
	26	Darrell Walker vs. Alabama St., 1982

SEASON

1.	586	Todd Day, 1991
2.	515	Corliss Williamson, 1995
3.	508	Martin Terry, 1973
4.	486	Ron Brewer, 1978
5.	484	Joe Kleine, 1985
6.	483	Todd Day, 1990
7.	466	Bobby Portis, 2015
8.	460	Marvin Delph, 1977
9.	454	Martin Terry, 1972
10.	452	Marvin Delph, 1978

CAREER

1.	1,744	Todd Day, 1989-92
2.	1,460	Lee Mayberry, 1989-92
3.	1,440	Marvin Delph, 1975-78
4.	1,412	Pat Bradley, 1996-99
5.	1,318	Scotty Thurman, 1993-95
6.	1,223	Scott Hastings, 1979-82
7.	1,220	Sidney Moncrief, 1976-79
8.	1,216	Kareem Reid, 1996-99
9.	1,166	Jonathon Modica, 2003-06
10.	1,156	Ron Huery, 1987-88, 90-91

SEC GAME


1.	27	Courtney Fortson at Vanderbilt, 3/8/09
2.	26	Courtney Fortson vs. Miss. St., 1/14/10
	26	Todd Day vs. LSU, 1992
4.	25	Scotty Thurman vs. Ole Miss, 1993
5.	23	Scotty Thurman vs. Alabama, 1995
	23	Todd Day vs. Vanderbilt, 1992
7.	22	Pat Bradley vs. Kentucky, 1998
8.	21	Marshawn Powell vs. Vanderbilt, 2/27/10
	21	Mike Washington at LSU, 1/31/09
	21	Corliss Williamson vs. Miss. St., 1994
	21	Corliss Williamson vs. Kentucky, 1994

SEC SEASON

1.	257	Todd Day, 1992
2.	243	Bobby Portis, 2015
3.	240	Courtney Fortson, 2010
4.	229	Sonny Weems, 2008
5.	226	Pat Bradley, 1998
6.	225	Ronnie Brewer, 2006
7.	224	Anthlon Bell, 2016
8.	223	Corliss Williamson, 1995
9.	221	Scotty Thurman, 1993
10.	219	Scotty Thurman, 1994

SEC CAREER

1.	695	Pat Bradley, 1996-99
2.	666	Jonathon Modica, 2003-06
3.	645	Scotty Thurman, 1993-95
4.	573	Ronnie Brewer, 2003-06
5.	567	Marshawn Powell, 2010-13
6.	545	Kareem Reid, 1996-99
7.	540	Corliss Williamson, 1993-95
8.	524	Eric Ferguson, 2003-06
9.	509	Anthlon Bell, 2013-16
10.	506	Derek Hood, 1996-99




Marvin Delph ranks third all-time in field goal attempts, leading the Razorbacks in scoring as a sophomore and junior.

FIELD GOALS ATTEMPTED LEADERS

Season	Player	FGM	FGA	Pct.
2015-16	Anthlon Bell	172	402	.428
2014-15	Bobby Portis	250	466	.536
2013-14	Bobby Portis	161	316	.509
2012-13	BJ Young	180	401	.449
2011-12	BJ Young	177	351	.504
2010-11	Rotnei Clarke	144	328	.438
2009-10	Marshawn Powell	190	380	.500
2008-09	Courtney Fortson	154	363	.424
2007-08	Sonny Weems	197	425	.464
2006-07	Patrick Beverley	150	351	.427
2005-06	Ronnie Brewer	197	447	.441
2004-05	Ronnie Brewer	171	360	.475
2003-04	Jonathon Modica	157	340	.463
2002-03	Eric Ferguson	104	296	.351
2001-02	Jannero Pargo	165	359	.460
2000-01	Joe Johnson	162	346	.468
1999-00	Chris Walker	129	315	.410
1998-99	Pat Bradley	158	396	.399
1997-98	Pat Bradley	161	421	.382
1996-97	Pat Bradley	150	339	.442
1995-96	Kareem Reid	141	357	.395
1994-95	Corliss Williamson	283	515	.550
1993-94	Corliss Williamson	273	436	.626
1992-93	Scotty Thurman	204	439	.465
1991-92	Lee Mayberry	181	368	.492
1990-91	Todd Day	277	586	.473
1989-90	Todd Day	237	483	.491
1988-89	Keith Wilson	162	347	.467
1987-88	Ron Huery	147	324	.454

Season	Player	FGM	FGA	Pct.
1986-87	Tim Scott	125	327	.382
1985-86	Mike Ratliffe	137	298	.460
1984-85	Joe Kleine	294	484	.607
1983-84	Alvin Robertson	187	375	.494
1982-83	Darrell Walker	197	374	.527
1981-82	Scott Hastings	204	369	.553
1980-81	Scott Hastings	192	341	.563
1979-80	Scott Hastings	172	322	.534
1978-79	Scott Hastings	229	400	.560
1977-78	Ron Brewer	258	486	.531
1976-77	Marvin Delph	245	460	.533
1975-76	Marvin Delph	196	393	.499
1974-75	Kent Allison	172	282	.610
1973-74	Dean Tolson	204	373	.547
1972-73	Martin Terry	264	508	.520
1971-72	Martin Terry	213	454	.469
1970-71	Vernon Murphy	165	340	.485
1969-70	Almer Lee	180	418	.431
1968-69	James Eldridge	141	308	.458
1967-68	James Eldridge	155	305	.508
1966-67	Tommy Rowland	148	300	.483
1965-66	Ricky Sugg	122	273	.447
1964-65	Ricky Sugg	129	268	.481
1963-64	Jim Magness	125	310	.403
1962-63	Tommy Boyer	146	326	.448
1961-62	Jerry Carlton	149	355	.419
1960-61	Jerry Carlton	122	281	.434
1959-60	Ronnie Garner	135	345	.391
1958-59	Clyde Rhoden	131	314	.417

Season	Player	FGM	FGA	Pct.
1957-58	Fred Grim	147	396	.371
1956-57	Terry Day	113	422	.268
1955-56	Manuel Whitley	135	322	.419
1954-55	Pete Butler	76	223	.341
1953-54	Orval Elkins	63	227	.277
1952-53	Walter Kearns	86	276	.312
1951-52	Walter Kearns	82	268	.306
1950-51	D.L. Miller	72	174	.414



As a junior, Rickey Medlock led the nation in free throw percentage and went on to become the program's career leader at over 90 percent.

GAME (MINIMUM 11 ATTEMPTS)

1. 1.000 Tommy Boyer vs. Texas Tech (18-18), 1963
- 1.000 Kareem Reid vs. Memphis (14-14), 1998
- 1.000 Scott Hastings vs. Rice (14-14), 1982
- 1.000 Ron Huery vs. California (12-12), 1986
- 1.000 Alandise Harris vs. SMU (11-11), 2013
- 1.000 Sidney Moncrief vs. Houston (11-11), 1979
- 1.000 Ron Brewer vs. TCU (11-11), 1978
8. .923 Darrell Hawkins vs. Memphis State (12-13), 1992
- .923 Lee Mayberry vs. Kentucky (12-13), 1992
- .923 Tim Scott vs. Kansas (12-13), 1986

SEASON (MINIMUM 20 ATT.)

1. .952 Charles Tatum (20-21), 2001
2. .939 Rickey Medlock (62-66), 1975
3. .935 Rotnei Clarke (43-46), 2009
4. .933 Tommy Boyer (125-134), 1962
5. .916 Rickey Medlock (87-95), 1974
6. .915 Robert Birden (65-71), 1975
7. .914 Darrell Hawkins (74-81), 1992
8. .913 Pat Bradley (63-69), 1997
9. .902 Pat Bradley (74-82), 1998
10. .897 Al Dillard (26-29), 1995

CAREER (MINIMUM 150 ATT.)

1. .904 Rickey Medlock (178-197), 1973-75
2. .892 Tommy Boyer (315-353), 1961-63
3. .863 Rotnei Clarke (202-234), 2009-11
4. .858 Pat Bradley (247-288), 1996-99
5. .843 Jerry Carlton (300-356), 1960-62
6. .823 Darrell Hawkins (219-266), 1988-93
7. .819 Tim Scott (163-199), 1987-88
8. .815 Isaiah Morris (132-162), 1991-92
9. .813 Marvin Delph (218-268), 1975-78
10. .805 Rashad Madden (314-390), 2012-15

SEC GAME (MINIMUM 8 ATT.)

1. 1.000 Julysses Nobles (10-10) vs. Auburn (1/25/11)
- 1.000 Charles Thomas (10-10) vs. La. Tech (12/30/06)
- 1.000 Robert Shepherd (10-10) vs. Kentucky, 1993
- 1.000 Kendrick Davis (9-9) vs. Ole Miss (1/17/04)
- 1.000 Ali Thompson (9-9) vs. Mississippi St., 1997
- Arkansas players were 8-for-8, 12 other times

SEC SEASON (MIN. 30 ATT.)

1. .941 Pat Bradley (32-34), 1997
- .941 Darrell Hawkins (32-34), 1992
3. .918 Anthlon Bell (45-49), 2016
4. .881 Jannero Pargo (37-42), 2002
5. .868 Rotnei Clarke (59-68), 2011
6. .867 Pat Bradley (39-45), 1998
7. .864 Robert Shepherd (38-44), 1993
8. .856 Rashad Madden (83-97), 2014
- .853 Patrick Beverley (58-68), 2007
10. .849 Darrell Hawkins (45-53), 1993

SEC CAREER (MIN. 60 ATT.)

1. .885 Darrell Hawkins (77-87), 1992-93
2. .863 Jannero Pargo (63-73), 2001-02
3. .861 Rotnei Clarke (93-108), 2009-11
4. .841 Anthlon Bell (69-82), 2013-16
5. .840 Pat Bradley (137-163), 1996-99
6. .825 Rashad Madden (184-223), 2012-15
7. .797 Robert Shepherd (51-64), 1992-93
8. .783 Lee Mayberry (54-69), 1992
9. .781 Scotty Thurman (89-114), 1993-95
10. .779 Joe Johnson (67-86), 2000-01

FREE THROW PERCENTAGE LEADERS (MINIMUM 45 ATTEMPTS)

Season	Player	FTM	FTA	Pct.	Season	Player	FTM	FTA	Pct.	Season	Player	FTM	FTA	Pct.
2015-16	Dusty Hannahs	100	115	.870	1987-88	Allie Freeman	47	55	.855	1959-60	Ronnie Garner	89	112	.794
2014-15	Rashad Madden	100	116	.862	1986-87	Philip McKellar	51	59	.864	1958-59	Jay Carpenter	70	96	.729
2013-14	Rashad Madden	119	145	.821	1985-86	Mike Ratliff	94	126	.746	1957-58	Fred Grim	86	102	.843
2012-13	Coty Clarke	75	101	.743	1984-85	William Mills	43	59	.729	1956-57	Larry Grisham	89	113	.788
2011-12	Mardracus Wade	66	81	.815	1983-84	Joe Kleine	163	211	.773	1955-56	Jerald Barnett	69	93	.742
2010-11	Mardracus Wade	41	47	.872	1982-83	Ricky Norton	36	46	.783	1954-55	Jerald Barnett	71	95	.747
2009-10	Rotnei Clarke	67	81	.827	1981-82	Tony Brown	52	68	.765	1953-54	Raymond Shaw	49	69	.710
2008-09	Rotnei Clarke	43	46	.935	1980-81	U.S. Reed	106	140	.757	1952-53	Walter Kearns	46	54	.852
2007-08	Sonny Weems	61	76	.803	1979-80	U.S. Reed	74	93	.796	1951-52	Gene Lambert	57	86	.663
2006-07	Patrick Beverley	112	138	.812	1978-79	Sidney Moncrief	212	248	.855	1950-51	D.L. Miller	57	76	.750
2005-06	Ronnie Brewer	144	192	.750	1977-78	Marvin Delph	82	94	.872	1949-50	Jim Cathcart	63	108	.583
2004-05	Charles Thomas	53	69	.768	1976-77	Jim Counce	35	45	.778					
2003-04	Eric Ferguson	48	56	.857	1975-76	Marvin Delph	48	58	.828					
2002-03	Kendrick Davis	53	67	.791	1974-75	Rickey Medlock	62	66	.939					
2001-02	Jannero Pargo	57	73	.781	1973-74	Rickey Medlock *	87	95	.916					
2000-01	Jannero Pargo	43	49	.878	1972-73	Martin Terry	207	242	.855					
1999-00	Joe Johnson	60	79	.759	1971-72	Vernon Murphy	98	119	.824					
1998-99	Pat Bradley	71	86	.826	1970-71	Donnie Watts	62	76	.816					
1997-98	Pat Bradley	74	82	.902	1969-70	James Eldridge	58	81	.716					
1996-97	Pat Bradley	63	69	.913	1968-69	Robert McKenzie	68	84	.810					
1995-96	Pat Bradley	39	51	.765	1967-68	Robert McKenzie	109	132	.826					
1994-95	Scotty Thurman	57	73	.781	1966-67	David Self	40	51	.784					
1993-94	Clint McDaniel	52	69	.754	1965-66	J.D. McConnell	37	46	.804					
1992-93	Darrell Hawkins	96	116	.828	1964-65	Ricky Sugg	77	89	.865					
1991-92	Darrell Hawkins	74	81	.914	1963-64	Ricky Sugg	39	47	.830					
1990-91	Ron Huery	126	150	.840	1962-63	Tommy Boyer *	147	161	.913					
1989-90	Arlyn Bowers	54	68	.794	1961-62	Tommy Boyer *	125	134	.933					
1988-89	Lenzie Howell	134	176	.761	1960-61	Jerry Carlton	101	117	.863					

* Led the NCAA



Third all-time in free throws made in SEC play, Rashad Madden is the only Arkansas native in program history to compile 1,000 points, 300 rebounds and 300 assists as a Razorback.

GAME

1.	22	Martin Terry vs. Texas A&M, 1972
2.	19	Vernon Murphy vs. Missouri-St. Louis, 1971
3.	18	Tommy Boyer vs. Texas Tech, 1963
4.	17	Corliss Williamson vs. Ole Miss, 1995
	17	Martin Terry vs. Tulane, 1973
6.	14	Courtney Fortson vs. Miss. St., 1/28/10
	14	Kareem Reid vs. Memphis, 1998
	14	Todd Day vs. Texas, 1990
	14	Joe Kleine vs. North Texas St., 1983
10.	13	Patrick Beverley vs. Oral Roberts, 12/22/06
	13	Corliss Williamson vs. Miss. St., 1994
	13	Corliss Williamson vs. LSU, 1995
	13	Joe Kleine vs. TCU, 1985

SEASON

1.	212	Sidney Moncrief, 1979
2.	207	Martin Terry, 1973
	207	Martin Terry, 1972
4.	203	Corliss Williamson, 1995
	203	Sidney Moncrief, 1978
6.	185	Joe Kleine, 1985
7.	165	Todd Day, 1991
8.	163	Joe Kleine, 1984
9.	158	Michael Qualls, 2015
10.	152	Darrell Walker, 1983

CAREER

1.	588	Sidney Moncrief, 1976-79
2.	499	Todd Day, 1989-92
3.	449	Scott Hastings, 1979-82
4.	417	Joe Kleine, 1983-85
5.	414	Martin Terry, 1972-73
6.	413	Corliss Williamson, 1993-95
7.	388	Ron Huery, 1987-88, 90-91
8.	361	Kareem Reid, 1996-99
9.	352	Charles Thomas, 2005-08
10.	333	Darrell Walker, 1981-83

SEC GAME

1.	17	Corliss Williamson vs. Ole Miss, 1995
2.	14	Courtney Fortson vs. Miss. St., 1/28/10
3.	13	Corliss Williamson vs. Miss. St., 1994
	13	Corliss Williamson vs. LSU, 1995
5.	12	Rashad Madden vs. Ole Miss, 1/17/15
	12	Rashad Madden vs. LSU, 2/15/14
	12	Courtney Fortson vs. Georgia, 2/3/10
	12	Vincent Hunter vs. Ole Miss, 1/17/04
	12	Corey Beck vs. Alabama, 1994
	12	Lee Mayberry vs. Kentucky, 1992
	12	Todd Day vs. LSU, 1992

SEC SEASON

1.	109	Corliss Williamson, 1995
2.	94	Courtney Fortson, 2010
3.	83	Rashad Madden, 2014
4.	82	Michael Qualls, 2015
5.	80	Moses Kingsley, 2016
6.	79	Ronnie Brewer, 2006
7.	75	Corliss Williamson, 1994
8.	72	Todd Day, 1992
9.	63	Ronnie Brewer, 2005
10.	62	Jonathon Modica, 2006

SEC CAREER

1.	229	Corliss Williamson, 1993-95
2.	196	Ronnie Brewer, 2004-06
3.	184	Rashad Madden, 2012-15
4.	171	Jonathon Modica, 2003-06
5.	157	Kareem Reid, 1996-99
6.	137	Michael Qualls, 2013-15
	137	Marshawn Powell, 2010-13
	137	Pat Bradley, 1996-99
9.	130	Courtney Fortson, 2009-10
10.	126	Corey Beck, 1993-95

FREE THROWS MADE LEADERS

Season	Player	FTM	FTA	Pct.
2015-16	Moses Kingsley	142	223	.637
2014-15	Michael Qualls	158	204	.775
2013-14	Marshawn Powell	119	145	.821
2012-13	Marshawn Powell	86	134	.642
2011-12	BJ Young	84	113	.743
2010-11	Rotnei Clarke	92	107	.860
2009-10	Courtney Fortson	104	137	.759
	Mike Washington	104	160	.650
2008-09	Mike Washington	103	171	.602
2007-08	Darian Townes	89	142	.627
2006-07	Charles Thomas	117	151	.755
2005-06	Ronnie Brewer	144	192	.750
2004-05	Ronnie Brewer	108	165	.655
2003-04	Jonathon Modica	111	142	.782
2002-03	Jonathon Modica	58	88	.659
2001-02	JJ Sullinger	72	100	.720
2000-01	Joe Johnson	68	91	.747
1999-00	Chris Walker	64	96	.667
1998-99	Kareem Reid	83	108	.769
1997-98	Kareem Reid	88	119	.739
1996-97	Kareem Reid	74	106	.698
1995-96	Kareem Reid	116	169	.686
1994-95	Corliss Williamson	203	304	.668
1993-94	Corliss Williamson	149	213	.700
1992-93	Darrell Hawkins	96	116	.828
1991-92	Todd Day	97	127	.764
1990-91	Todd Day	165	221	.747
1989-90	Todd Day	139	183	.760
1988-89	Lenzie Howell	134	176	.761

Season	Player	FTM	FTA	Pct.
1987-88	Ron Huery	82	113	.726
1986-87	Ron Huery	106	137	.774
1985-86	Mike Ratliff	94	126	.746
1984-85	Joe Kleine	185	257	.720
1983-84	Joe Kleine	163	211	.773
1982-83	Darrell Walker	152	238	.639
1981-82	Scott Hastings	131	177	.740
1980-81	Scott Hastings	139	189	.735
1979-80	Scott Hastings	125	160	.781
1978-79	Sidney Moncrief	212	248	.855
1977-78	Sidney Moncrief	203	256	.793
1976-77	Sidney Moncrief	117	171	.684
1975-76	Daryll Saulsberry	91	127	.717
1974-75	Robert Birden	65	71	.915
1973-74	Rickey Medlock *	87	95	.916
1972-73	Martin Terry	207	242	.855
1971-72	Martin Terry	207	261	.793
1970-71	Vernon Murphy	128	191	.670
1969-70	Robert McKenzie	95	145	.655
1968-69	Gary Stephens	82	127	.646
1967-68	Robert McKenzie	109	132	.826
1966-67	Tommy Rowland	117	168	.696
1965-66	Steve Rousseau	123	159	.774
1964-65	Steve Rousseau	88	112	.786
1963-64	Jim Magness	93	118	.788
1962-63	Tommy Boyer	147	161	.913
1961-62	Tommy Boyer	125	134	.933
1960-61	Pat Foster	113	137	.825
1959-60	Clyde Rhoden	135	181	.746

Season	Player	FTM	FTA	Pct.
1958-59	Clyde Rhoden	88	142	.620
1957-58	Fred Grim	86	102	.843
1956-57	Larry Grisham	89	113	.788
1955-56	Jerald Barnett	69	93	.742
1954-55	Norman Smith	92	127	.713
1953-54	Buddy Smith	71	102	.696
1952-53	Gene Lambert	96	145	.662
1951-52	Gene Lambert	57	86	.663
1950-51	Billy Hester	62	88	.705
1949-50	Jim Cathcart	63	108	.583

* Led the NCAA



GAME

1.	24	Martin Terry vs. Texas A&M, 1972
2.	23	Vernon Murphy vs. Oklahoma, 1971
3.	22	Corliss Williamson vs. Ole Miss, 1995
	22	Lawrence Stolzer vs. Ft. Chaffee, 1957
5.	21	Martin Terry vs. Tulane, 1973
	19	Kareem Reid vs. Jackson St., 1995
	19	Mario Credit vs. Ole Miss, 1988
8.	18	Courtney Fortson vs. Miss. St., 1/28/10
	18	Corliss Williamson vs. Kentucky, 1994
	18	Todd Day vs. Texas, 1990

SEASON

1.	304	Corliss Williamson, 1995
2.	261	Martin Terry, 1972
3.	257	Joe Kleine, 1985
4.	256	Sidney Moncrief, 1978
5.	248	Sidney Moncrief, 1979
6.	242	Martin Terry, 1973
7.	238	Darrell Walker, 1983
8.	223	Moses Kingsley, 2016
9.	221	Todd Day, 1991
10.	213	Corliss Williamson, 1994

CAREER

1.	752	Sidney Moncrief, 1976-79
2.	668	Todd Day, 1989-92
3.	615	Corliss Williamson, 1993-95
4.	600	Scott Hastings, 1979-82
5.	577	Joe Kleine, 1983-85
6.	524	Darrell Walker, 1981-83
7.	503	Martin Terry, 1972-73
8.	502	Kareem Reid, 1996-99
9.	494	Ron Huery, 1987-88, 90-91
10.	486	Ronnie Brewer, 2004-06

SEC GAME


1.	22	Corliss Williamson vs. Ole Miss, 1995
2.	18	Courtney Fortson vs. Miss. St., 1/28/10
	18	Corliss Williamson vs. Kentucky, 1994
4.	17	Corliss Williamson vs. LSU, 1995
5.	16	Courtney Fortson at Georgia, 2/3/10
	16	Corey Beck vs. Alabama, 1994
7.	15	Todd Day vs. LSU, 1992
8.	14	Moses Kingsley vs. Auburn, 2/17/16
	14	Rashad Madden vs. Ole Miss, 1/17/15
	14	Bobby Portis vs. Ole Miss, 1/17/15
	14	Rashad Madden vs. LSU, 2/15/14
	14	Ronnie Brewer at Auburn, 1/21/06
	14	Vincent Hunter vs. Ole Miss, 1/17/04

SEC SEASON

1.	158	Corliss Williamson, 1995
2.	134	Moses Kingsley, 2016
3.	123	Courtney Fortson, 2010
4.	112	Michael Qualls, 2015
5.	105	Ronnie Brewer, 2006
6.	98	Corliss Williamson, 1994
7.	97	Rashad Madden, 2014
8.	96	Ronnie Brewer, 2005
9.	94	Todd Day, 1992
10.	86	Ronnie Brewer, 2004

SEC CAREER

1.	323	Corliss Williamson, 1993-95
2.	287	Ronnie Brewer, 2004-06
3.	244	Jonathon Modica, 2003-06
4.	223	Rashad Madden, 2012-15
5.	210	Kareem Reid, 1996-99
6.	207	Marshawn Powell, 2010-13
7.	198	Michael Qualls, 2013-15
8.	192	Corey Beck, 1993-95
9.	188	Mike Washington, 2007-10
10.	180	Darian Townes, 2005-08



Just over 28 percent of Sidney Moncrief's career points came at the free throw line, where he is the all-time leader in makes (588) and attempts (752).

FREE THROWS ATTEMPTED

Season	Player	FTM	FTA	Pct.
2015-16	Moses Kingsley	142	223	.637
2014-15	Michael Qualls	158	204	.775
2013-14	Rashad Madden	119	145	.821
2012-13	Marshawn Powell	86	134	.642
2011-12	BJ Young	84	113	.743
2010-11	Delvon Johnson	75	126	.595
2009-10	Mike Washington	104	160	.650
2008-09	Mike Washington	103	171	.602
2007-08	Darian Townes	89	142	.627
2006-07	Charles Thomas	117	151	.775
2005-06	Ronnie Brewer	144	192	.750
2004-05	Ronnie Brewer	108	165	.655
2003-04	Jonathon Modica	111	142	.782
2002-03	Jonathon Modica	58	88	.659
2001-02	JJ Sullinger	72	100	.720
2000-01	Joe Johnson	68	91	.747
1999-00	Alonzo Lane	53	106	.500
1998-99	Derek Hood	75	110	.682
1997-98	Nick Davis	76	161	.472
1996-97	Kareem Reid	74	106	.698
1995-96	Kareem Reid	116	169	.686
1994-95	Corliss Williamson	203	304	.668
1993-94	Corliss Williamson	149	213	.700
1992-93	Corey Beck	82	122	.672
1991-92	Todd Day	97	127	.764
1990-91	Todd Day	165	221	.747
1989-90	Todd Day	139	183	.760
1988-89	Lenzie Howell	134	176	.761
1987-88	Mario Credit	79	118	.669

Season	Player	FTM	FTA	Pct.
1986-87	Ron Huery	106	137	.774
1985-86	Mike Ratiiff	94	126	.746
1984-85	Joe Kleine	185	257	.720
1983-84	Joe Kleine	163	211	.773
1982-83	Darrell Walker	152	238	.639
1981-82	Scott Hastings	131	177	.740
1980-81	Scott Hastings	139	189	.735
1979-80	Scott Hastings	125	160	.781
1978-79	Sidney Moncrief	212	248	.855
1977-78	Sidney Moncrief	203	256	.793
1976-77	Sidney Moncrief	117	171	.684
1975-76	Daryll Saulsberry	91	127	.717
1974-75	Kent Allison	49	95	.516
1973-74	Rickey Medlock	87	95	.916
1972-73	Martin Terry	207	242	.855
1971-72	Martin Terry	207	261	.793
1970-71	Vernon Murphy	128	191	.670
1969-70	Robert McKenzie	95	145	.655
1968-69	Gary Stephens	82	127	.646
1967-68	Robert McKenzie	109	132	.826
1966-67	Tommy Rowland	117	168	.696
1965-66	Steve Rousseau	123	159	.774
1964-65	Steve Rousseau	88	112	.786
1963-64	Jim Magness	93	118	.788
1962-63	Tommy Boyer	147	161	.913
1961-62	Tommy Boyer	125	134	.933
1960-61	Pat Foster	113	137	.825
1959-60	Clyde Rhoden	135	181	.746
1958-59	Clyde Rhoden	88	142	.620

Season	Player	FTM	FTA	Pct.
1957-58	Fred Grim	86	102	.843
1956-57	Larry Grisham	89	113	.788
	Terry Day	75	113	.663
1955-56	Jerald Barnett	69	93	.742
1954-55	Pete Butler	87	139	.626
1953-54	Jerald Barnett	63	103	.612
1952-53	Gene Lambert	96	145	.662
1951-52	Walter Kearns	52	92	.565
1950-51	Billy Hester	62	88	.705
1949-50	Jim Cathcart	63	108	.583



REBOUNING AVERAGE

SEASON

1.	13.2	Dean Tolson (278 in 21 gms), 1974
2.	12.4	Dean Tolson (310 in 25 gms), 1973
3.	10.3#	Derek Hood (349 in 34 gms), 1999
4.	9.9	Dean Tolson (257 in 26 gms), 1972
5.	9.8#	Mike Washington (294 in 30 gms), 2009
	9.8#	Nick Davis (322 in 33 gms), 1998
7.	9.7	Ronnie Garner (233 in 24 gms), 1960
	9.7	Manuel Whitley (233 in 24 gms), 1956
9.	9.6	Sidney Moncrief (289 in 30 gms), 1979
10.	9.3	Moses Kingsley (299 in 32 gms), 2016
	9.3	Terry Day (224 in 24 gms), 1957

Led the SEC

CAREER


1.	11.7	Dean Tolson (845 in 72 gms), 1972-74
2.	8.3	Joe Kleine (806 in 97 gms), 1982-85
	8.3	Sidney Moncrief (1,015 in 122 gms), 1976-79
4.	8.2	Kent Allison (213 in 26 gms), 1975
5.	7.9	Bobby Portis (551 in 70 gms), 2014-15
6.	7.6	Derek Hood (1,002 in 131 gms), 1996-99
7.	7.2	James Eldridge (517 in 72 gms), 1968-70
8.	7.1	Corliss Williamson (647 in 91 gms), 1993-95
	7.1	Vernon Murphy (362 in 51 gms), 1971-72
10.	6.7	Clyde Rhoden (464 in 69 gms), 1959-61

SEC SEASON

1.	9.5	Derek Hood (152 in 16 gms), 1999
2.	9.3	Bobby Portis (168 in 18 gms), 2015
	9.3	Nick Davis (148 in 16 gms), 1998
4.	8.9	Michael Washington (142 in 16 gms), 2009
5.	8.3	Moses Kingsley (150 in 18 gms), 2016
	8.3	Patrick Beverley (133 in 16 gms), 2008
	8.3	Sunday Adebayo (83 in 10 gms), 1996
8.	7.8	Corliss Williamson (125 in 16 gms), 1994
	7.8	Derek Hood (125 in 16 gms), 1997
10.	7.0	Mike Washington (105 in 15 gms), 2010

SEC CAREER

1.	8.1	Bobby Portis (291 in 36 gms), 2014-15
2.	7.3	Derek Hood (468 in 64 gms), 1996-99
3.	6.9	Todd Day (110 in 16 gms), 1992
4.	6.8	Corliss Williamson (297 in 44 gms), 1993-95
5.	6.5	Oliver Miller (104 in 16 gms), 1992
6.	6.3	Patrick Beverley (202 in 32 gms), 2007-08
7.	6.0	Joe Johnson (181 in 30 gms), 2000-01
8.	5.8	Roosevelt Wallace (93 in 16 gms), 1992
9.	5.7	Marshawn Powell (287 in 50 gms), 2010-13
	5.7	Coty Clarke (205 in 36 gms), 2013-14



Dean Tolson averaged 11.7 rebounds over three seasons at Arkansas, highlighted by the top two single-season performances.

REBOUNING AVERAGE LEADERS

Season	Player	Games	Reb.	Avg.
2015-16	Moses Kingsley	32	299	9.3
2014-15	Bobby Portis	36	321	8.9
2013-14	Bobby Portis	34	230	6.8
2012-13	Marshawn Powell	32	174	5.4
2011-12	Devonta Abron	32	135	4.2
2010-11	Delvon Johnson	31	223	7.2
2009-10	Marshawn Powell	32	215	6.7
2008-09	Michael Washington #	30	294	9.8
2007-08	Patrick Beverley	35	231	6.6
2006-07	Charles Thomas	35	195	5.7
2005-06	Darian Townes	32	164	5.1
2004-05	Ronnie Brewer	30	145	4.8
2003-04	Ronnie Brewer	28	153	5.5
2002-03	Dionisio Gomez	28	186	6.6
2001-02	Dionisio Gomez	28	139	5.0
2000-01	Joe Johnson	30	193	6.4
1999-00	Joe Johnson	23	132	5.7
1998-99	Derek Hood #	34	349	10.3
1997-98	Nick Davis #	33	322	9.8
1996-97	Derek Hood #	32	257	8.0
1995-96	Derek Hood	33	200	6.1
1994-95	Corliss Williamson	39	293	7.5
1993-94	Corliss Williamson	34	262	7.7
1992-93	Corliss Williamson	18	92	5.1
1991-92	Oliver Miller	34	261	7.7
1990-91	Oliver Miller	38	294	7.7
1989-90	Oliver Miller	35	219	6.3
1988-89	Lenzie Howell	32	224	7.0

Season	Player	Games	Reb.	Avg.
1987-88	Andrew Lang	30	218	7.3
1986-87	Andrew Lang	32	240	7.5
1985-86	Andrew Lang	26	168	6.5
1984-85	Joe Kleine	35	294	8.4
1983-84	Joe Kleine	32	293	9.2
1982-83	Joe Kleine	30	219	7.3
1981-82	Scott Hastings	29	175	6.0
1980-81	Scott Hastings	32	173	5.4
1979-80	Scott Hastings	29	194	6.7
1978-79	Sidney Moncrief	30	289	9.6
1977-78	Sidney Moncrief	36	278	7.7
1976-77	Sidney Moncrief	28	235	8.4
1975-76	Sidney Moncrief	28	213	7.6
1974-75	Kent Allison	26	213	8.2
1973-74	Dean Tolson	21	278	13.2
1972-73	Dean Tolson	25	310	12.4
1971-72	Dean Tolson	26	257	9.9
1970-71	Vernon Murphy	26	230	8.8
1969-70	Robert McKenzie	24	182	7.6
1968-69	James Eldridge	24	170	7.1
1967-68	Gary Stephens	24	182	7.6
1966-67	Tommy Rowland	23	206	8.9
1965-66	John Talkington	23	196	8.5
	J. D. McConnell	23	196	8.5
1964-65	J. D. McConnell	22	153	7.0
1963-64	Jim Magness	23	127	5.5
1962-63	Jim Wilson	24	181	7.5
1961-62	Jim Wilson	24	158	6.6

Season	Player	Games	Reb.	Avg.
1960-61	Ronnie Garner	23	180	7.8
1959-60	Ronnie Garner	24	233	9.7
1958-59	Jay Carpenter	24	211	8.8
1957-58	Harry Thompson	27	218	8.1
1956-57	Terry Day	24	224	9.3
1955-56	Manuel Whitley	24	233	9.7
1954-55	Pete Butler	24	173	7.2
1953-54	Raymond Shaw	23	138	6.0
1952-53	Walter Kearns	21	143	6.8

Led the SEC



Bobby Portis set a program freshman record with 230 rebounds in 2013-14 and followed it up with an Arkansas sophomore record 321 boards in 2014-15.

GAME

1.	23	Nick Davis vs. Jackson State, 1997
2.	22	Dean Tolson vs. Texas, 1973
	22	Dean Tolson vs. Rice, 1973
	22	Dean Tolson vs. TCU, 1972
5.	21	Dean Tolson vs. Rice, 1973
	21	Dean Tolson vs. S. Illinois, 1973
	21	Doug Campbell vs. Rockhurst, 1972
8.	20	Dean Tolson vs. Rice, 1974
	20	John Talkington vs. Texas, 1966
10.	19	Dean Tolson 4 times, vs. Baylor, 1974, vs. Texas, 1974, vs. TCU, 1974, vs. Rice, 1972

SEASON

1.	349	Derek Hood, 1999
2.	322	Nick Davis, 1998
3.	321	Bobby Portis, 2015
4.	310	Dean Tolson, 1973
5.	299	Moses Kingsley, 2016
6.	294	Michael Washington, 2009
	294	Oliver Miller, 1991
	294	Joe Kleine, 1985
9.	293	Corliss Williamson, 1995
	293	Joe Kleine, 1984

CAREER

1.	1,015	Sidney Moncrief, 1976-79
2.	1,002	Derek Hood, 1996-99
3.	886	Oliver Miller, 1989-92
4.	845	Dean Tolson, 1972-74
5.	806	Joe Kleine, 1983-85
6.	690	Andrew Lang, 1985-88
7.	680	Scott Hastings, 1979-82
8.	673	Todd Day, 1989-92
9.	651	Mike Washington, 2007-10
10.	647	Corliss Williamson, 1993-95

SEC GAME

1.	18	Mike Washington vs. Florida, 3/12/09
2.	17	Dionisio Gomez vs. Georgia, 1/18/03
	17	Derek Hood vs. Mississippi St., 1999
	17	Nick Davis vs. Alabama, 1998
	17	Nick Davis vs. Auburn, 1998
6.	16	Steven Hill vs. Alabama, 1/27/07
	16	Nick Davis vs. Georgia, 1996
	16	Corliss Williamson vs. Kentucky, 1994
	16	Todd Day vs. Tennessee, 1992
10.	15	Bobby Portis vs. LSU, 3/7/15
	15	Patrick Beverley at LSU, 1/26/08
	15	Charles Thomas at Georgia, 3/5/06
	15	Mike Washington vs. Miss St., 1/10/09

SEC SEASON

1.	168	Bobby Portis, 2015
2.	152	Derek Hood, 1999
3.	150	Moses Kingsley, 2016
4.	148	Nick Davis, 1998
5.	142	Michael Washington, 2009
6.	133	Patrick Beverley, 2008
7.	125	Corliss Williamson, 1994
8.	123	Bobby Portis, 2014
9.	112	Coty Clarke, 2014
10.	111	Marshawn Powell, 2010

SEC CAREER

1.	468	Derek Hood, 1996-99
2.	315	Mike Washington, 2007-10
3.	303	Darian Townes, 2005-08
4.	297	Corliss Williamson, 1993-95
5.	291	Bobby Portis, 2014-15
6.	287	Marshawn Powell, 2010-13
7.	262	Charles Thomas, 2005-08
8.	261	Ronnie Brewer, 2004-06
9.	258	Jonathon Modica, 2003-06
10.	247	Nick Davis, 1996-98

REBOUND LEADERS

Season	Player	Games	Reb.	Avg.
2015-16	Moses Kingsley	32	299	9.3
2014-15	Bobby Portis	36	321	8.9
2013-14	Bobby Portis	34	230	6.8
2012-13	Marshawn Powell	32	174	5.4
2011-12	Devonta Abron	32	135	4.2
2010-11	Delvon Johnson	31	223	7.2
2009-10	Marshawn Powell	32	215	6.7
2008-09	Michael Washington	30	294	9.8
2007-08	Patrick Beverley	35	231	6.6
2006-07	Charles Thomas	35	195	5.7
2005-06	Darian Townes	32	164	5.1
2004-05	Ronnie Brewer	30	145	4.8
2003-04	Ronnie Brewer	28	153	5.5
2002-03	Dionisio Gomez	28	186	6.6
2001-02	Dionisio Gomez	28	139	5.0
2000-01	Joe Johnson	30	193	6.4
1999-00	Chris Walker	34	154	4.5
1998-99	Derek Hood	34	349	10.3
1997-98	Nick Davis	33	322	9.8
1996-97	Derek Hood	32	257	8.0
1995-96	Derek Hood	33	200	6.1
1994-95	Corliss Williamson	39	293	7.5
1993-94	Corliss Williamson	34	262	7.7
1992-93	Darrell Hawkins	31	140	4.5
1991-92	Oliver Miller	34	261	7.7
1990-91	Oliver Miller	38	294	7.7
1989-90	Oliver Miller	35	219	6.3
1988-89	Lenzie Howell	32	224	7.0

Season	Player	Games	Reb.	Avg.
1987-88	Andrew Lang	30	218	7.3
1986-87	Andrew Lang	32	240	7.5
1985-86	Andrew Lang	26	168	6.5
1984-85	Joe Kleine	35	294	8.4
1983-84	Joe Kleine	32	293	9.2
1982-83	Joe Kleine	30	219	7.3
1981-82	Scott Hastings	29	175	6.0
1980-81	Scott Hastings	32	173	5.4
1979-80	Scott Hastings	29	194	6.7
1978-79	Sidney Moncrief	30	289	9.6
1977-78	Sidney Moncrief	36	278	7.7
1976-77	Sidney Moncrief	28	235	8.4
1975-76	Sidney Moncrief	28	213	7.6
1974-75	Kent Allison	26	213	8.2
1973-74	Dean Tolson	21	278	13.2
1972-73	Dean Tolson	25	310	12.4
1971-72	Dean Tolson	26	257	9.9
1970-71	Vernon Murphy	26	230	8.8
1969-70	Robert McKenzie	24	182	7.6
1968-69	James Eldridge	24	170	7.1
1967-68	Gary Stephens	24	182	7.6
1966-67	Tommy Rowland	23	206	8.9
1965-66	John Talkington	23	196	8.5
	J. D. McConnell	23	196	8.5
1964-65	J. D. McConnell	22	153	7.0
1963-64	Jim Magness	23	127	5.5
1962-63	Jim Wilson	24	181	7.5
1961-62	Jim Wilson	24	158	6.6



THREE-POINT FG PERCENTAGE



Scotty Thurman shot over 42 percent from long range each of his three seasons, making 80 or more threes each year.

GAME (MINIMUM 4 ATT.)

1.	1.000	Patrick Beverley vs. Auburn (6-6), 3/8/08
	1.000	Dusty Hannahs vs. Charleston S. (5-5), 11/20/15)
	1.000	Mardracus Wade at Georgia (5-5), 2/8/12
	1.000	Sonny Weems vs. LSU (5-5), 1/26/08
	1.000	Anton Beard at Ole Miss (4-4), 2/14/15
	1.000	Anthlon Bell vs. Alabama State (4-4), 11/16/14
	1.000	Kikko Haydar vs. Michigan (4-4), 12/8/12
	1.000	Courtney Fortson at S. Alabama (4-4), 11/26/08
	1.000	Brandon Dean vs. Northwestern (La.) St. (4-4), 12/20/00
	1.000	Chris Walker vs. Mississippi St. (4-4), 2000
	1.000	Chris Walker vs. Texas-Arlington (4-4), 2000
	1.000	Jason Gilbert vs. Providence (4-4), 1999
	1.000	Dwight Stewart vs. Georgetown (4-4), 1994
	1.000	Arlyn Bowers vs. SMU (4-4), 1989
	1.000	Lee Mayberry vs. Rice (4-4), 1989

SEASON (MINIMUM 33 ATT.)

1.	.504	Lee Mayberry (65-129), 1990
2.	.490	Corey Beck (24-49), 1995
3.	.489	Arlyn Bowers (23-47), 1989
4.	.485	Mike Ratliff (16-33), 1987
5.	.477	Arlyn Bowers (41-86), 1991
6.	.476	Mardracus Wade (70-147), 2012
7.	.458	Chris Walker (33-72), 1999
8.	.452	Darell Hawkins (19-42), 1993
9.	.446	Lee Mayberry (33-74), 1989
10.	.443	Joe Johnson (35-79), 2001

CAREER (MINIMUM 300 ATT.)

1.	.432	Scotty Thurman (267-618), 1993-95
2.	.425	Jannero Pargo (168-395), 2001-02
3.	.424	Lee Mayberry (218-514), 1989-92
4.	.420	Rotnei Clarke (274-653), 2009-11
5.	.401	Al Dillard (138-344), 1994-95
6.	.400	Pat Bradley (366-915), 1996-99
7.	.384	Todd Day (226-588), 1989-92
8.	.382	Patrick Beverley (138-361), 2007-08
9.	.369	Anthlon Bell (237-642), 2013-16
10.	.365	TJ Cleveland (115-315), 1999-02

SEC GAME (MINIMUM 4 ATT.)

1.	1.000	Patrick Beverley (6-6) vs. Auburn, 3/8/08
	1.000	Mardracus Wade (5-5) at Georgia, 2/8/12
	1.000	Sonny Weems (5-5) vs. LSU, 1/26/08
	1.000	Anton Beard at Ole Miss (4-4), 2/14/15
	1.000	Chris Walker vs. Mississippi St. (4-4), 2000

SEC SEASON (MIN. 50 ATT.)

1.	.474	Rotnei Clarke (45-95), 2011
2.	.465	Al Dillard (33-71), 1995
3.	.460	Anthlon Bell (52-113), 2016
4.	.451	Teddy Gipson (23-51), 2000
5.	.447	Patrick Beverley (38-85), 2008
6.	.440	Joe Johnson (22-50), 2000
7.	.439	Dusty Hannahs (47-107), 2016
	.439	Scotty Thurman (47-107), 1995
9.	.438	Mardracus Wade (32-73), 2012
10.	.437	Jannero Pargo (52-119), 2002

SEC CAREER (MIN. 75 ATT.)

1.	.436	Lee Mayberry (34-78), 1992
2.	.433	Joe Johnson (39-90), 2000-01
3.	.429	Scotty Thurman (130-303), 1993-95
4.	.425	Patrick Beverley (77-181), 2007-08
5.	.421	Jannero Pargo (93-221), 2001-02
6.	.418	Chris Walker (46-110), 1997-00
	.418	Robert Shepherd (33-79), 1992-93
8.	.408	Todd Day (40-98), 1992
9.	.405	Rotnei Clarke (136-336), 2009-11
10.	.400	Davor Rimac (34-85), 1992-95

THREE-POINT PCT. LEADERS (MINIMUM 50 ATTEMPTS)

Season	Player	3PTM	3PTA	Pct.
2015-16	Anthlon Bell	89	202	.441
2014-15	Rashad Madden	46	122	.377
2013-14	Coty Clarke	25	58	.431
2012-13	Kikko Haydar	27	69	.391
2011-12	Mardracus Wade #	70	147	.476
2010-11	Rotnei Clarke	91	208	.438
2009-10	Rotnei Clarke #	100	234	.427
2008-09	Rotnei Clarke	83	211	.393
2007-08	Patrick Beverley	65	172	.378
2006-07	Patrick Beverley	73	189	.386
2005-06	Jonathon Modica	55	157	.350
2004-05	Jonathon Modica	30	70	.429
2003-04	Billy Pharis	25	66	.379
2002-03	Jonathon Modica	31	86	.360
2001-02	Jannero Pargo	95	220	.432
2000-01	Joe Johnson	35	79	.443
1999-00	TJ Cleveland	49	118	.415
1998-99	Chris Walker	33	72	.458
1997-98	Pat Bradley	93	242	.384
1996-97	Pat Bradley	98	230	.426
1995-96	Pat Bradley	82	198	.414
1994-95	Scotty Thurman #	102	239	.427
1993-94	Scotty Thurman	85	198	.429
1992-93	Scotty Thurman	80	181	.442
1991-92	Todd Day	57	133	.429
1990-91	Arlyn Bowers	41	86	.477

Season	Player	3PTM	3PTA	Pct.
1989-90	Lee Mayberry	65	129	.504
1988-89	Lee Mayberry	33	74	.446
1987-88	Ron Huery	27	69	.391
1986-87	Philip McKellar	31	72	.431

Led the SEC



GAME

1.	13#	Rotnei Clarke vs. Alcorn St., 11/13/09
2.	12	Al Dillard vs. Delaware St., 1993
3.	10	Rotnei Clarke vs. East Tenn. St., 11/27/09
	10	Pat Bradley vs. North Texas, 1998
5.	9	Lee Mayberry vs. LSU, 1992
6.	8	Dusty Hannahs vs. Miss. State, 1/9/16
	8	Pat Bradley vs. Troy St., 1996
8.	7	Seven times by five players (Last: Anthlon Bell vs. Ole Miss, 3-5-14)

SEC Record

SEASON

1.	102	Scotty Thurman, 1995
2.	100	Rotnei Clarke, 2010
3.	98	Pat Bradley, 1997
4.	95	Jannero Pargo, 2002
5.	93	Pat Bradley, 1998
	93	Pat Bradley, 1999
7.	91	Rotnei Clarke, 2011
8.	89	Anthlon Bell, 2016
9.	85	Scotty Thurman, 1994
10.	83	Rotnei Clarke, 2009

CAREER

1.	366	Pat Bradley, 1996-99
2.	274	Rotnei Clarke, 2009-11
3.	267	Scotty Thurman, 1993-95
4.	237	Anthlon Bell, 2013-16
5.	226	Todd Day, 1989-92
6.	218	Lee Mayberry, 1989-92
7.	168	Jannero Pargo, 2001-02
8.	160	Eric Ferguson, 2003-06
9.	153	Jonathon Modica, 2003-06
10.	149	Brandon Dean, 1999-02

SEC GAME

1.	9	Lee Mayberry vs. LSU, 1992
2.	8	Dusty Hannahs vs. Miss. State, 1/9/16
	8	Tarik Wallace vs. Auburn, 1998
4.	7	Anthlon Bell vs. Ole Miss, 3/5/14
	7	Jannero Pargo at Miss. St., 2/27/02
	7	Jannero Pargo at Alabama, 1/30/02
	7	Jannero Pargo at Florida, 1/26/02
	7	Todd Day vs. Auburn, 1992
	7	Scotty Thurman vs. Auburn, 1995
	7	Pat Bradley vs. South Carolina, 1998
	7	Pat Bradley vs. South Carolina, 1996

SEC SEASON

1.	52	Anthlon Bell, 2016
	52	Jannero Pargo, 2002
3.	47	Dusty Hannahs, 2016
	47	Scotty Thurman, 1995
	47	Pat Bradley, 1998
6.	46	Rotnei Clarke, 2009
7.	45	Rotnei Clarke, 2011
	45	Rotnei Clarke, 2010
9.	44	Pat Bradley, 1997
	44	Scotty Thurman, 1993

SEC CAREER

1.	159	Pat Bradley, 1996-99
2.	136	Rotnei Clarke, 2009-11
3.	130	Scotty Thurman, 1993-95
4.	120	Anthlon Bell, 2013-16
5.	94	Jonathon Modica, 2003-06
6.	93	Jannero Pargo, 2001-02
7.	84	Eric Ferguson, 2003-06
8.	77	Patrick Beverley, 2007-08
9.	76	Brandon Dean, 1999-02
10.	68	Mardracus Wade, 2011-14



Anthlon Bell tied a program record in 2015-16 with 52 three-pointers made in SEC play and joined Pat Bradley as the only Arkansas player to lead the team in threes four times.

THREE-POINT FGS MADE LEADERS

Season	Player	3PTM	3PTA	Pct.
2015-16	Anthlon Bell	89	202	.441
2014-15	Anthlon Bell	65	185	.351
2013-14	Anthlon Bell	50	151	.331
	Rashad Madden	50	125	.400
2012-13	Anthlon Bell	33	104	.317
2011-12	Mardracus Wade	70	147	.476
2010-11	Rotnei Clarke	91	208	.438
2009-10	Rotnei Clarke	100	234	.427
2008-09	Rotnei Clarke	83	211	.393
2007-08	Patrick Beverley	65	172	.378
2006-07	Patrick Beverley	73	189	.386
2005-06	Jonathon Modica	55	157	.350
2004-05	Eric Ferguson	44	119	.370
2003-04	Jonathon Modica	37	114	.325
2002-03	Eric Ferguson	46	150	.307
2001-02	Jannero Pargo	95	220	.432
2000-01	Jannero Pargo	73	175	.417
1999-00	TJ Cleveland	49	118	.415
1998-99	Pat Bradley	93	245	.380
1997-98	Pat Bradley	93	242	.384
1996-97	Pat Bradley	98	230	.426
1995-96	Pat Bradley	82	198	.414
1994-95	Scotty Thurman	102	239	.427
1993-94	Scotty Thurman	85	198	.429
1992-93	Scotty Thurman	80	181	.442
1991-92	Lee Mayberry	63	162	.389

Season	Player	3PTM	3PTA	Pct.
1990-91	Todd Day	67	189	.354
1989-90	Todd Day	71	176	.403
1988-89	Lee Mayberry	33	74	.446
	Keith Wilson	33	116	.284
1987-88	Tim Scott	41	116	.353
1986-87	Tim Scott	53	162	.327



THREE-POINT FG ATTEMPTED

GAME

1.	24 #	Pat Bradley vs. North Texas, 1998
2.	22	Al Dillard vs. Delaware St., 1993
3.	17	Rotnei Clarke vs. Alcorn St., 11/13/09
	17	Rotnei Clarke vs. East Tenn. St., 11/27/09
5.	14	Stef Welsh vs. Ole Miss, 3/4/09
	14	Jannero Pargo at Alabama, 1/30/02
	14	Pat Bradley vs. Miss. St., 1999
8.	13	Seven times by five players (Last: Dusty Hannahs vs. Miss. State, 01/09/16)

SEC Record

SEASON

1.	245	Pat Bradley, 1999
2.	242	Pat Bradley, 1998
3.	239	Scotty Thurman, 1995
4.	234	Rotnei Clarke, 2010
5.	230	Pat Bradley, 1997
6.	220	Jannero Pargo, 2002
7.	211	Rotnei Clarke, 2009
8.	208	Rotnei Clarke, 2011
9.	202	Anthlon Bell, 2016
	202	Tarik Wallace, 1998

CAREER

1.	915	Pat Bradley, 1996-99
2.	653	Rotnei Clarke, 2009-11
3.	642	Anthlon Bell, 2013-16
4.	618	Scotty Thurman, 1993-95
5.	588	Todd Day, 1989-92
6.	514	Lee Mayberry, 1989-92
7.	480	Eric Ferguson, 2003-06
8.	452	Stef Welsh, 2007-10
9.	431	Brandon Dean, 1999-02
10.	427	Jonathon Modica, 2003-06

SEC GAME


1.	14	Stef Welsh vs. Ole Miss, 3/4/09
	14	Jannero Pargo at Alabama, 1/30/02
	14	Pat Bradley vs. Miss. St., 1999
4.	13	Dusty Hannahs vs. Miss. St., 01/09/16
	13	Tarik Wallace vs. Kentucky, 1998
	13	Scotty Thurman vs. Auburn, 1995
	13	Scotty Thurman vs. LSU, 1994
	13	Scotty Thurman vs. Ole Miss, 1993
9.	12	Rotnei Clarke at LSU, 2/24/10
	12	Rotnei Clarke vs. Vanderbilt, 2/27/10
	12	Rotnei Clarke vs. Ole Miss, 3/4/09
	12	Stef Welsh vs. Auburn, 1/24/09
	12	Lee Mayberry vs. LSU, 1992

SEC SEASON

1.	121	Rotnei Clarke, 2009
2.	120	Rotnei Clarke, 2010
3.	119	Jannero Pargo, 2002
	119	Pat Bradley, 1998
5.	117	Pat Bradley, 1997
6.	113	Anthlon Bell, 2016
7.	107	Dusty Hannahs, 2016
	107	Scotty Thurman, 1995
9.	106	Pat Bradley, 1996
10.	102	Jannero Pargo, 2001

SEC CAREER

1.	429	Pat Bradley, 1996-99
2.	336	Rotnei Clarke, 2009-11
3.	326	Anthlon Bell, 2013-16
4.	303	Scotty Thurman, 1993-95
5.	266	Eric Ferguson, 2003-06
6.	263	Jonathon Modica, 2003-06
7.	223	Brandon Dean, 1999-02
8.	221	Jannero Pargo, 2001-02
9.	217	Stef Welsh, 2007-10
10.	207	Rashad Madden, 2012-15



Pat Bradley ranks fifth all-time with 1,765 career points, taking 65 percent of his field goal attempts from three-point land.

THREE-POINT FIELD GOALS ATTEMPTED LEADERS

Season	Player	3PTM	3PTA	Pct.
2015-16	Anthlon Bell	89	202	.441
2014-15	Anthlon Bell	65	185	.351
2013-14	Anthlon Bell	50	151	.331
2012-13	BJ Young	25	110	.227
2011-12	Mardracus Wade	70	147	.476
2010-11	Rotnei Clarke	91	208	.438
2009-10	Rotnei Clarke	100	234	.427
2008-09	Rotnei Clarke	83	211	.393
2007-08	Patrick Beverley	65	172	.378
2006-07	Patrick Beverley	73	189	.386
2005-06	Jonathon Modica	55	157	.350
2004-05	Eric Ferguson	44	119	.370
2003-04	Jonathon Modica	37	114	.325
2002-03	Eric Ferguson	46	150	.307
2001-02	Jannero Pargo	95	220	.432
2000-01	Jannero Pargo	73	175	.417
1999-00	Chris Walker	44	119	.370
1998-99	Pat Bradley	93	245	.380
1997-98	Pat Bradley	93	242	.384

Season	Player	3PTM	3PTA	Pct.
1996-97	Pat Bradley	98	230	.426
1995-96	Pat Bradley	82	198	.414
1994-95	Scotty Thurman	102	239	.427
1993-94	Scotty Thurman	85	198	.429
1992-93	Scotty Thurman	80	181	.442
1991-92	Lee Mayberry	63	162	.389
1990-91	Todd Day	67	189	.354
1989-90	Todd Day	71	176	.403
1988-89	Keith Wilson	33	116	.284
1987-88	Tim Scott	41	116	.353
1986-87	Tim Scott	53	162	.327



Kareem Reid is the only player in program history to lead Arkansas in assists four straight years, while his 749 assists rank second in SEC history.

GAME

1.	15	Dontell Jefferson vs. Portland St., 11/18/05
	15	Kareem Reid vs Jackson St., 1996
3.	14	Kareem Reid vs. North Texas, 1998
	14	Kareem Reid vs. Troy St., 1996
	14	Kareem Reid vs. LSU, 1996
6.	13	Lee Mayberry vs Texas A&M, 1991
7.	12	Jabril Durham vs. Miss. St., 01/09/16
	12	Kareem Reid vs. Florida, 1996
	12	Oliver Miller vs. LSU, 1992
	12	Keith Wilson vs. Loyola-Marymount, 1989

SEASON

1.	219	Kareem Reid, 1996
2.	209	Lee Mayberry, 1991
3.	207	Corey Beck, 1995
4.	204	Jabril Durham, 2016
5.	202	Lee Mayberry, 1992
6.	191	Alvin Robertson, 1984
7.	183	Kareem Reid, 1997
	183	Lee Mayberry, 1990
9.	181	Kareem Reid, 1999
10.	172	Courtney Fortson, 2009

CAREER

1.	749	Kareem Reid, 1996-99
2.	729	Lee Mayberry, 1989-92
3.	483	Corey Beck, 1993-95
4.	379	Eric Ferguson, 2003-06
5.	370	Rashad Madden, 2012-15
6.	351	Ron Huery, 1987-88, 90-91
7.	341	Alvin Robertson, 1982-84
8.	319	Todd Day, 1989-92
9.	303	Gary Ervin, 2007-08
	303	Keith Wilson, 1987-89

SEC GAME

1.	14	Kareem Reid vs. LSU, 1996
2.	12	Jabril Durham vs. Miss. St., 01/09/16
	12	Kareem Reid vs. Florida, 1995
	12	Oliver Miller vs. LSU, 1992
5.	11	Jabril Durham vs. S. Carolina, 03/05/16
	11	Courtney Fortson vs. Florida, 1/21/10
	11	Gary Ervin vs. Alabama, 1/6/07
8.	10	Seven times
		(Last: Jabril Durham vs. Auburn, 02/17/16)

SEC SEASON

1.	107	Kareem Reid, 1996
2.	103	Jabril Durham, 2016
3.	95	Courtney Fortson, 2010
4.	93	Lee Mayberry, 1992
5.	88	Gary Ervin, 2007
6.	87	Corey Beck, 1994
7.	84	Corey Beck, 1995
8.	80	Rashad Madden, 2015
9.	77	Courtney Fortson, 2009
10.	75	Kareem Reid, 1997
	75	Kareem Reid, 1998

SEC CAREER

1.	326	Kareem Reid, 1996-99
2.	231	Corey Beck, 1993-95
3.	207	Eric Ferguson, 2003-06
4.	194	Rashad Madden, 2012-15
5.	172	Courtney Fortson, 2009-10
6.	154	Ronnie Brewer, 2004-06
7.	150	Gary Ervin, 2007-08
8.	118	Jabril Durham, 2015-16
9.	115	Scotty Thurman, 1993-95
10.	112	TJ Cleveland, 1999-02

ASSIST LEADERS

Season	Player	Games	Assists	Avg.
2015-16	Jabril Durham	32	204	6.37
2014-15	Rashad Madden	36	164	4.55
2013-14	Rashad Madden	33	91	2.75
2012-13	BJ Young	31	105	3.39
2011-12	Julysses Nobles	32	99	3.09
2010-11	Julysses Nobles	31	92	2.97
2009-10	Courtney Fortson	18	103	5.72
2008-09	Courtney Fortson	29	172	5.93
2007-08	Gary Ervin	35	134	3.83
2006-07	Gary Ervin	35	169	4.83
2005-06	Dontell Jefferson	32	142	4.44
2004-05	Eric Ferguson	30	128	4.27
2003-04	Ronnie Brewer	28	94	3.36
2002-03	Eric Ferguson	28	91	3.25
2001-02	Jannero Pargo	29	96	3.31
2000-01	TJ Cleveland	31	83	2.68
1999-00	TJ Cleveland	26	76	2.92
1998-99	Kareem Reid	34	181	5.32
1997-98	Kareem Reid	32	166	5.18
1996-97	Kareem Reid #	32	183	5.72

Season	Player	Games	Assists	Avg.
1995-96	Kareem Reid	33	219	6.64
1994-95	Corey Beck	39	207	5.31
1993-94	Corey Beck	34	169	4.97
1992-93	Corey Beck	30	107	3.57
1991-92	Lee Mayberry	34	202	5.94
1990-91	Lee Mayberry	38	209	5.50
1989-90	Lee Mayberry	35	183	5.23
1988-89	Keith Wilson	32	138	4.31
1987-88	Keith Wilson	28	80	2.86
1986-87	Ron Huery	33	89	2.70
1985-86	Scott Rose	24	60	2.50
1984-85	William Mills	32	143	4.47
1983-84	Alvin Robertson	32	191	5.97
1982-83	Alvin Robertson	28	101	3.61
1981-82	Darrell Walker	29	101	3.48
1980-81	Darrell Walker	31	103	3.32
1979-80	Alan Zahn	29	74	2.55
1978-79	Sidney Moncrief	30	80	2.67
1977-78	Jim Counce	36	119	3.31

Led the SEC



As a junior in 1990-91, Oliver Miller set a program single-season record with 112 blocks and also passed out over 100 assists.

GAME

1.	10	Steven Hill vs. Texas St., 12/6/05
	10	Oliver Miller vs. Texas, 1990
3.	9	Oliver Miller vs. Louisiana Tech, 1991
	9	Oliver Miller vs. S. Alabama, 1991
5.	8	Moses Kingsley vs. TN Tech, 12/12/15
	8	Delvon Johnson vs. Seton Hall, 12/8/10
	8	Steven Hill vs. UTPA, 12/30/05
	8	Andrew Lang vs. Texas Tech, 1987
	8	Andrew Lang vs. Rice, 1987
10.	7	11 times by six players (Last: Hunter Mickelson vs. LSU, 1/14/12)

SEASON

1.	112	Oliver Miller, 1991
2.	99	Steven Hill, 2007
3.	91	Delvon Johnson, 2011
	91	Steven Hill, 2006
5.	88	Oliver Miller, 1992
6.	85	Oliver Miller, 1990
	85	Andrew Lang, 1987
8.	80	Nick Davis, 1998
9.	79	Andrew Lang, 1988
10.	76	Moses Kingsley, 2016

CAREER

1.	345	Oliver Miller, 1989-92
2.	318	Steven Hill, 2005-08
3.	252	Andrew Lang, 1985-88
4.	194	Darian Townes, 2005-08
5.	163	Moses Kingsley, 2014-Pres.
6.	130	Nick Davis, 1996-98
7.	111	Hunter Mickelson, 2011-13
	111	Larry Satchell, 2000-03
9.	107	Delvon Johnson, 2010-11
	107	Mike Washington, 2007-10

SEC GAME

1.	7	Hunter Mickelson vs. LSU, 1/14/12
	7	Delvon Johnson vs. Georgia, 2/2/11
	7	Steven Hill at Alabama, 1/18/06
	7	Nick Davis vs. Miss. St., 1998
5.	6	Bobby Portis at LSU, 2/1/14
	6	Steven Hill vs. LSU, 1/11/06
	6	Nick Davis vs. Tennessee, 1998
	6	Nick Davis vs. Tennessee, 1998
9.	5	12 times by nine players (Last: Moses Kingsley at Miss. St., 2/21/15)

SEC SEASON

1.	50	Steven Hill, 2007
2.	46	Steven Hill, 2006
3.	44	Nick Davis, 1998
4.	41	Steven Hill, 2008
5.	40	Moses Kingsley, 2016
	40	Oliver Miller, 1992
7.	35	Bobby Portis, 2014
	35	Delvon Johnson, 2011
9.	34	Bobby Portis, 2015
10.	33	Hunter Mickelson, 2012

SEC CAREER

1.	153	Steven Hill, 2005-08
2.	82	Moses Kingsley, 2014-Pres.
3.	75	Darian Townes, 2005-08
4.	74	Larry Satchell, 2000-03
5.	69	Bobby Portis, 2014-15
6.	65	Nick Davis, 1996-98
7.	54	Hunter Mickelson, 2012-13
8.	53	Mike Washington, 2007-10
9.	52	Marshawn Powell, 2010-13
10.	46	Lee Wilson, 1994-97

BLOCKS LEADERS

Season	Player	Games	Blocks	Avg.
2015-16	Moses Kingsley	32	76	2.37
2014-15	Bobby Portis	36	50	1.39
2013-14	Bobby Portis	34	54	1.58
2012-13	Hunter Mickelson	32	39	1.22
2011-12	Hunter Mickelson	32	72	2.25
2010-11	Delvon Johnson	31	91	2.94
2009-10	Marshawn Powell	32	42	1.31
2008-09	Mike Washington	30	39	1.30
2007-08	Steven Hill	35	74	2.11
2006-07	Steven Hill	35	99	2.83
2005-06	Steven Hill	32	91	2.84
2004-05	Steven Hill	30	54	1.80
2003-04	Rashard Sullivan	26	28	1.08
2002-03	Larry Satchell	24	29	1.21
2001-02	Larry Satchell	26	20	0.78
2000-01	Larry Satchell	31	45	1.50
1999-00	Alonzo Lane	34	34	1.00
1998-99	Chris Jefferies	34	46	1.35
1997-98	Nick Davis	33	80	2.42
1996-97	Nick Davis	27	31	1.15

Season	Player	Games	Blocks	Avg.
1995-96	Lee Wilson	33	32	0.97
1994-95	Corliss Williamson	39	33	0.85
1993-94	Corliss Williamson	34	39	1.15
1992-93	Corliss Williamson	18	22	1.22
1991-92	Oliver Miller	34	88	2.59
1990-91	Oliver Miller	38	112	2.95
1989-90	Oliver Miller	35	85	2.43
1988-89	Oliver Miller	30	60	2.00
1987-88	Andrew Lang	30	79	2.63
1986-87	Andrew Lang	32	85	2.66
1985-86	Andrew Lang	26	65	2.50
1984-85	Andrew Lang	33	23	0.70
1983-84	Joe Kleine	32	21	0.66
1982-83	Darrell Walker	30	11	0.37
1981-82	Scott Hastings	29	23	0.79
1980-81	Darrell Walker	31	28	0.90
1979-80	Scott Hastings	29	17	0.59
1978-79	U.S. Reed	30	19	0.63
	Steve Schall	30	19	0.63
1977-78	Steve Schall	36	47	1.31



GAME

1.	9	Robert Shepherd vs. Arizona, 1994
2.	8	Clint McDaniel vs. Florida A&M, 1995
	8	Darrell Hawkins vs. Holy Cross, 1993
	8	Keith Wilson vs. Rice, 1989
	8	Alvin Robertson vs. Virginia, 1984
	8	Alvin Robertson vs. Purdue, 1983
	8	Todd Day vs. Texas A&M, 1991
8.	7	Todd Day vs. Vanderbilt, 1992
	7	TJ Cleveland vs. LSU, 3/11/00
	7	Ronnie Brewer vs. La.-Monroe, 12/31/04

SEASON

1.	102 #	Clint McDaniel, 1995
2.	100	Lee Mayberry, 1991
3.	97	Keith Wilson, 1989
4.	92	Alvin Robertson, 1984
5.	88	Alvin Robertson, 1983
6.	87	Robert Shepherd, 1993
7.	85	Todd Day, 1991
8.	84	Darrell Walker, 1983
9.	83	Ronnie Brewer, 2006
10.	82	Todd Day, 1990

SEC Record

CAREER

1.	291	Lee Mayberry, 1989-92
2.	271	Todd Day, 1989-92
3.	251	Kareem Reid, 1996-99
4.	230	Darrell Walker, 1981-83
5.	226	TJ Cleveland, 1999-02
	226	Clint McDaniel, 1992-95
7.	217	Alvin Robertson, 1982-84
8.	216	Ronnie Brewer, 2004-06
9.	207	Ron Huery, 1987-88, 90-91
10.	188	Keith Wilson, 1987-89

SEC GAME

1.	7	Todd Day vs. Vanderbilt, 1992
2.	6	Jabril Durham vs. Miss. St., 01/09/16
	6	Marshawn Powell vs. Vanderbilt, 1/12/13
	6	Ronnie Brewer vs. Florida, 2/28/04
	6	Clint McDaniel vs. Ole Miss, 1995
	6	Clint McDaniel vs. Ole Miss, 1994
	6	Todd Day vs. LSU, 1992
	6	Lee Mayberry vs. Vanderbilt, 1992
9.	5	Nine times by six players (Last: Bobby Portis at LSU, 2/1/14)

SEC SEASON

1.	45	Robert Shepherd, 1993
2.	43	Todd Day, 1992
3.	38	Ronnie Brewer, 2004
4.	36	Ronnie Brewer, 2005
	36	Lee Mayberry, 1992
	36	Clint McDaniel, 1995
7.	35	Corey Beck, 1994
8.	33	Kareem Reid, 1997
9.	32	Mardracus Wade, 2013
10.	31	Kareem Reid, 1996

SEC CAREER

1.	121	Kareem Reid, 1996-99
2.	103	Ronnie Brewer, 2004-06
3.	91	TJ Cleveland, 1999-02
4.	90	Brandon Dean, 1999-02
5.	87	Eric Ferguson, 2003-06
	87	Clint McDaniel, 1992-95
7.	81	Mardracus Wade, 2011-14
8.	75	Corey Beck, 1993-95
9.	72	Pat Bradley, 1996-99
10.	71	Robert Shepherd, 1992-93



One of two players in program history with 50 or more steals four straight years, Lee Mayberry was the first Razorback with 100 in a season in 1990-91.

STEAL LEADERS

Season	Player	Games	Steals	Avg.
2015-16	Jabril Durham	32	52	1.62
2014-15	Bobby Portis	36	39	1.08
2013-14	Coty Clarke	34	51	1.50
2012-13	Mardracus Wade	32	54	1.69
2011-12	Mardracus Wade	32	49	1.53
	Julysses Nobles	32	49	1.53
2010-11	Julysses Nobles	31	35	1.13
2009-10	Rotnei Clarke	31	36	1.13
2008-09	Courtney Fortson	29	33	1.14
2007-08	Sonny Weems	34	45	1.32
2006-07	Patrick Beverley	35	61	1.74
2005-06	Ronnie Brewer #	32	83	2.59
2004-05	Ronnie Brewer	30	76	2.53
2003-04	Ronnie Brewer	28	57	2.04
2002-03	Eric Ferguson	28	52	1.86
2001-02	TJ Cleveland	29	56	1.93
2000-01	TJ Cleveland	31	61	1.97
1999-00	TJ Cleveland	26	70	2.70
1998-99	Kareem Reid	34	57	1.68
1997-98	Kareem Reid	32	61	1.91


Season	Player	Games	Steals	Avg.
1996-97	Kareem Reid	32	68	2.13
1995-96	Kareem Reid	33	65	1.97
1994-95	Clint McDaniel	37	102	2.76
1993-94	Corey Beck	34	68	2.00
1992-93	Robert Shepherd #	31	87	2.81
1991-92	Lee Mayberry	34	75	2.21
1990-91	Lee Mayberry	38	100	2.63
1989-90	Todd Day	35	82	2.34
1988-89	Keith Wilson	32	97	3.03
1987-88	Tim Scott	30	52	1.73
1986-87	Ron Huery	33	59	1.79
1985-86	Byron Irvin	28	31	1.11
1984-85	Charles Balentine	35	45	1.29
1983-84	Alvin Robertson	32	92	2.88
1982-83	Alvin Robertson	28	88	3.14
1981-82	Darrell Walker	29	67	2.31
1980-81	Darrell Walker	31	79	2.55
1979-80	U.S. Reed	29	36	1.24
1978-79	Sidney Moncrief	30	44	1.47
1977-78	Ron Brewer	36	77	2.14

Led the SEC




CLASS RECORDS


Category	Freshman	Sophomore	Junior	Senior
Scoring Average.....	Scotty Thurman.....	Corliss Williamson.....	Martin Terry.....	Martin Terry
.....	17.4, 1993.....	20.4, 1994.....	24.3, 1972.....	28.3, 1973
Points.....	Scotty Thurman.....	Corliss Williamson.....	Todd Day.....	Joe Kleine
.....	540, 1993.....	695, 1994.....	786, 1991.....	773, 1985
FG Percentage.....	Charles Balentine.....	Sidney Moncrief.....	Oliver Miller.....	Steven Hill
.....	.889, 1982.....	.649, 1977.....	.704, 1991.....	.678, 2008
FG Made.....	Scotty Thurman.....	Corliss Williamson.....	Corliss Williamson.....	Joe Kleine
.....	204, 1993.....	273, 1994.....	283, 1995.....	294, 1985
FG Attempted.....	Scotty Thurman.....	Todd Day.....	Todd Day.....	Martin Terry
.....	439, 1993.....	483, 1990.....	586, 1991.....	508, 1793
FT Percentage.....	Rotnei Clarke.....	Charles Tatum.....	Tommy Boyer.....	Rickey Medlock
.....	.935, 2009.....	.952, 2001.....	.933, 1962.....	.939, 1975
FT Made.....	Kareem Reid.....	Corliss Williamson.....	Martin Terry.....	Sidney Moncrief
.....	116, 1996.....	149, 1994.....	207, 1972.....	212, 1979
FT Attempted.....	Kareem Reid.....	Corliss Williamson.....	Corliss Williamson.....	Joe Kleine
.....	169, 1996.....	213, 1994.....	304, 1995.....	257, 1985
Rebounding Average.....	Sidney Moncrief.....	Dean Tolson.....	Dean Tolson.....	Dean Tolson
.....	7.6, 1976.....	9.9, 1972.....	12.4, 1973.....	13.2, 1974
Rebounds.....	Bobby Portis.....	Bobby Portis.....	Dean Tolson.....	Derek Hood
.....	230, 2014.....	321, 2015.....	310, 1973.....	349, 1999
3pt Percentage.....	Lee Mayberry.....	Lee Mayberry.....	Chris Walker.....	Corey Beck
.....	446, 1989.....	504, 1990.....	458, 1999.....	490, 1995
3pt Made.....	Rotnei Clarke.....	Rotnei Clarke.....	Scotty Thurman.....	Jannero Pargo
.....	83, 2009.....	100, 2010.....	102, 1995.....	95, 2002
3pt Attempted.....	Rotnei Clarke.....	Rotnei Clarke.....	Pat Bradley.....	Pat Bradley
.....	211, 2009.....	234, 2010.....	242, 1998.....	245, 1999
Assists.....	Kareem Reid.....	Lee Mayberry.....	Lee Mayberry.....	Corey Beck
.....	219, 1996.....	183, 1990.....	209, 1991.....	207, 1995
Blocks.....	Hunter Mickelson.....	Steven Hill.....	Oliver Miller.....	Delvon Johnson
.....	72, 2012.....	91, 2006.....	112, 1991.....	91, 2011
Steals.....	Kareem Reid.....	Todd Day.....	Lee Mayberry.....	Clint McDaniel
.....	65, 1996.....	82, 1990.....	100, 1991.....	102, 1995



Scotty Thurman owns four freshman class records including scoring average at 17.4 per game in 1993.



Corliss Williamson's dominant sophomore season gave him five Arkansas class records.



Joe Kleine scored 773 points as a senior and also holds senior records for free throws attempted and field goals made.

**POINTS**

Game: 166 vs. U.S. International, 12/9/89
 Season: *3,783, 1991
 SEC Game: 117 vs. Auburn, 1/15/94
 SEC Season: 1,468, 1992

SCORING AVERAGE

Season: 99.6, 1991
 SEC Season: 91.8, 1992

FIELD GOALS

Game: 68 vs. U.S. International, 12/9/89
 Season: 1,414, 1991
 SEC Game: 43 vs. Auburn, 1/15/94
 SEC Season: 529, 1992

FIELD GOALS ATTEMPTED

Game: 101 vs. U.S. International, 12/9/89
 Season: 2,820, 1991
 SEC Game: 66 vs. Mississippi St., 2/20/93
 SEC Season: 1,089, 2015

FIELD-GOAL PERCENTAGE

Game: .794 vs. Texas Tech (27-34), 2/20/79
 Season: *.546, 1978 (1,060-1,943)
 SEC Game: .627 at Missouri (37-59), 1/12/16
 SEC Season: .497, 1993 (521-1,049)

THREE-POINT FIELD GOALS

Game: 21 vs. Troy St., 12/10/96
 Season: *361, 1995
 SEC Game: 17 vs. Auburn, 1/15/95
 vs. Auburn, 2/21/98
 SEC Season: 143, 1995

THREE-POINT FGS ATTEMPTED

Game: 54 vs. North Texas, 12/30/98
 Season: 917, 1995
 SEC Game: 38 vs. Ole Miss, 3/4/09
 SEC Season: 391, 2002

THREE-POINT FG PERCENTAGE

Game: .692 vs. Evansville (9-13), 12/08/15
 Season: .397 (216-544), 2016
 SEC Game: .667 vs. LSU (10-15), 01/26/08
 .667 vs. Miss. St. (16-24), 01/09/16
 SEC Season: .400 (110-275), 1992

FREE THROWS MADE

Game: 48 vs. Ole Miss, 1/17/04
 Season: 713, 1991
 SEC Game: 48 vs. Ole Miss, 1/17/04
 SEC Season: 300, 1992

FREE THROWS ATTEMPTED

Game: 65 vs. TCU, 3/1/55
 Season: 975, 1991
 SEC Game: 53 vs. Ole Miss, 1/17/04
 SEC Season: 400, 1992

FREE THROW PERCENTAGE

Game: (Min. 8 att.) 2/27/14; 1,000 vs. Kentucky (16-16)
 1/8/66; 1,000 vs. Texas Tech (12-12),
 1/9/75; 1,000 vs. Centenary (12-12)
 Season: .776, 1962 (502-646)
 SEC Game: .941 vs. LSU (16-17), 2/12/05
 SEC Season: .750 (300 of 400), 1992

REBOUNDS

Game: 77 vs. Jackson St., 11/22/02
 Season: 1,540, 1991
 SEC Game: 61 vs. Ole Miss, 1/18/92
 SEC Season: 616, 1994

REBOUND AVERAGE

Season: 52.0, 1974
 SEC Season: 38.5, 1994

STEALS

Game: 26 vs. La.-Monroe, 11/25/00
 Season: *467, 1991
 SEC Game: 21 vs. Mississippi St., 1/15/92
 SEC Season: 185, 1992

ASSISTS

Game: 47 vs. U.S. International, 12/9/89
 Season: 819, 1991
 SEC Game: 32 vs. Mississippi St., 2/20/93
 SEC Season: 299, 1993

BLOCKED SHOTS

Game: 18 vs. Missouri, 12/5/95
 Season: 229, 1991
 SEC Game: 13 vs. South Carolina, 2/19/14
 SEC Season: 99, 2015

PERSONAL FOULS

Game: 38 vs. Missouri, 12/3/60
 Season: 789, 1995
 SEC Game: 33 vs. Ole Miss, 1/9/99
 SEC Season: 367, 2013

TURNOVERS

Game: 32 vs. Providence, 11/16/07
 Grambling, 11/28/86
 Season: 633, 1995
 SEC Game: 28 vs. Auburn, 2/5/00
 SEC Season: 258, 2003

GAMES IN A SEASON

1. 39* 1994-95 (32-7)
 2. 38 1990-91 (34-4)
 3. 36 2014-15 (27-9)
 4. 35 2007-08 (23-12)
 35 2006-07 (21-14)
 35 1989-90 (30-5)
 35 1984-85 (22-13)

WINS IN A SEASON

1. 34* 1990-91 (4 losses)
 2. 32 1994-95 (7 losses)
 32 1977-78 (4 losses)
 4. 31 1993-94 (3 losses)
 5. 30 1989-90 (5 losses)
 6. 27 2014-15 (9 losses)
 7. 26 1991-92 (8 losses)
 26 1982-83 (4 losses)
 26 1976-77 (2 losses)
 10. 25 1988-89 (7 losses)
 25 1983-84 (7 losses)
 25 1978-79 (5 losses)

WINS IN AN SEC SEASON

1. 14 1994 (2 losses)
 2. 13 2015 (5 losses)
 13 1992 (3 losses)
 4. 12 1995 (4 losses)
 5. 11 1998 (5 losses)
 6. 10 2014 (8 losses)
 10 2013 (8 losses)
 10 2006 (6 losses)
 10 2001 (6 losses)
 10 1993 (6 losses)

* Led the NCAA



POINTS

Game 1. 166 vs. U.S. International (101), 12/9/89 2. 137 vs. Troy St. (70), 1997 3. 131 vs. Montevallo (63), 1994 131 vs. Baylor (109), 1972 5. 130 vs. Alcorn St. (68), 11/13/10 6. 129 vs. Texas Southern (63), 1994 7. 128 vs. Bethune-Cookman (46), 1992 8. 127 vs. Jackson St. (74), 1997 9. 126 vs. Jackson St. (66), 1991 10. 123 vs. Delaware St. (66), 1994 123 vs. Quincy College (60), 1992 123 vs. Jackson St. (76), 1992

Season

1. *3,783 1990-91 (38 games) 2. *#3,416 1994-95 (39 games) 3. 3,345 1989-90 (35 games) 4. 3,176 1993-94 (34 games) 5. 3,053 1991-92 (34 games) 6. 2,870 1988-89 (32 games) 7. 2,787 2014-15 (36 games) 8. 2,723 2013-14 (34 games) 9. 2,716 1997-98 (33 games) 10. 2,705 1977-78 (36 games)

SEC Game

1. 117 vs. Auburn (105), 1994 2. 115 vs. Mississippi St. (58), 1993 3. 114 vs. Ole Miss (93), 1992 4. 110 vs. Ole Miss (80), 2014 110 vs. Auburn (92), 1992 6. 108 vs. LSU (105), 1994 7. 107 vs. Auburn (83), 1998 8. 106 vs. LSU (92), 1992 9. 105 vs. LSU (81), 1995 105 vs. Kentucky (88), 1992

SEC Season

1. 1,468 1992 (16 games) 2. 1,408 1993 (16 games) 3. 1,390 1994 (16 games) 4. 1,366 2014 (18 games) 5. 1,362 1995 (16 games) 6. 1,352 2015 (18 games) 7. 1,293 1998 (16 games) 8. 1,208 2013 (18 games) 9. 1,198 1996 (16 games) 10. 1,191 1999 (16 games)

SCORING AVERAGE

Season 1. 99.6 1990-91 (3783 points - 38 games) 2. 95.6 1989-90 (3345 points - 35 games) 3. 93.4# 1993-94 (3176 points - 34 games) 4. 89.8# 1991-92 (3053 points - 34 games) 5. 89.7 1988-89 (2870 points - 32 games) 6. 88.5 1971-72 (2301 points - 26 games) 7. 87.6# 1994-95 (3416 points - 31 games) 8. 86.9 1992-93 (2695 points - 31 games) 9. 86.3 1970-71 (2245 points - 26 games) 10. 85.1 1973-74 (2212 points - 26 games)

SEC Season

1. 91.8 1992 (1,468 points - 16 games) 2. 88.0 1993 (1,408 points - 16 games) 3. 86.9 1994 (1,390 points - 16 games) 4. 85.1 1995 (1,362 points - 16 games) 5. 80.8 1998 (1,293 points - 16 games) 6. 75.9 2014 (1,366 points - 18 games) 7. 75.1 2015 (1,352 points - 18 games) 8. 74.9 1996 (1,198 points - 16 games) 9. 74.4 1999 (1,191 points - 16 games) 10. 73.9 2010 (1,183 points - 16 games)

FIELD GOALS MADE

Game 1. 68 vs. U.S. International, 12/9/89 2. 57 vs. Troy St., 1999 3. 51 vs. Baylor, 1972 4. 50 vs. Montevallo, 1994 50 vs. Quincy College, 1992 6. 48 vs. Montevallo, 1995 48 vs. Delaware St., 1994 48 vs. Bethune-Cookman, 1992 48 vs. TCU, 1976 48 vs. Jackson St., 1992

Season

1. 1,414 1990-91 (2,820 attempts) 2. 1,229 1989-90 (2,440 attempts) 3. 1,223 1994-95 (2,634 attempts) 4. 1,154 1993-94 (2,363 attempts) 5. 1,128 1991-92 (2,275 attempts) 6. 1,071 1988-89 (2,172 attempts) 7. 1,060 1977-78 (1,943 attempts) 8. 995 1992-93 (2,039 attempts) 9. 984 1997-98 (2,208 attempts) 10. 980 1998-99 (2,206 attempts)

SEC Game

1. 43 vs. Auburn (83 attempts), 1994 2. 41 vs. Miss. St. (66 attempts), 1993 41 vs. LSU (84 attempts), 1993 4. 40 vs. Auburn (73 attempts), 1998 5. 38 vs. Vanderbilt (76 attempts), 1993 38 vs. Ole Miss (81 attempts), 1992 38 vs. Ole Miss (83 attempts), 1992 at Missouri (59 attempts), 01/12/16 8. 37 vs. Ole Miss (77 attempts), 2014 37 vs. Georgia (76 attempts), 3/1/09 37 vs. LSU (64 attempts), 1992 37 vs. Vanderbilt (68 attempts), 1993 37 vs. Vanderbilt (73 attempts), 1992 37 vs. Miss. St. (77 attempts), 1997 37 vs. Florida (77 attempts), 1995 37 vs. Florida (82 attempts), 1998

SEC Season

1. 529 1992 (1,075 attempts) 2. 521 1993 (1,049 attempts) 3. 502 1994 (1,058 attempts) 4. 476 2015 (1,089 attempts) 5. 472 1998 (1,065 attempts) 6. 469 1995 (1,048 attempts) 7. 450 2014 (1,102 attempts) 8. 443 1996 (1,021 attempts) 9. 433 2013 (1,057 attempts) 10. 432 1999 (1,006 attempts)

FIELD GOALS ATTEMPTED

Game 1. 101 vs. U.S. International, 12/9/89 2. 99 vs. Troy St., 1999 3. 97 vs. Western Kentucky, 1974 4. 95 vs. Texas, 1957 5. 94 vs. Jackson St., 1991 94 vs. TCU, 1964 94 vs. Jackson St., 1992

Season

1. 2,820 1990-91 (1,414 made) 2. 2,634 1994-95 (1,223 made) 3. 2,440 1989-90 (1,229 made) 4. 2,363 1993-94 (1,154 made) 5. 2,275 1991-92 (1,128 made) 6. 2,208 1997-98 (984 made) 7. 2,206 1998-99 (980 made) 8. 2,196 2014-15 (978 made) 9. 2,172 1988-89 (1,071 made) 10. 2,168 1999-2000 (931 made)

SEC Game

1. 88 vs. Tennessee (35 made), 1993 2. 84 vs. LSU (41 made), 1994 3. 83 vs. Auburn (43 made), 1994 83 vs. Ole Miss (38 made), 1992 5. 82 vs. Florida (37 made), 1998 6. 81 vs. Ole Miss (38 made), 1992 7. 80 vs. Auburn (31 made), 1995 8. 78 vs. Alabama (36 made), 1994 9. 77 vs. Ole Miss (37 made), 2014 77 vs. Mississippi St. (37 made), 1997 77 vs. Florida (37 made), 1995 77 vs. LSU (35 made), 1999 77 vs. Mississippi St. (26 made), 1994

SEC Season

1. 1,102 2014 (450 made) 2. 1,089 2015 (476 made) 3. 1,075 1992 (529 made) 4. 1,065 1998 (472 made) 5. 1,058 1994 (502 made) 6. 1,057 2013 (433 made) 7. 1,049 1993 (521 made) 8. 1,048 1995 (469 made) 9. 1,021 1996 (443 made) 10. 1,007 1997 (422 made)

FIELD-GOAL PERCENTAGE

Game 1. .794 vs. Texas Tech, 1979 (27 of 34) 2. .744 vs. Baylor, 1979 (29 of 39) 3. .727 vs. Alabama St., 1984 (32 of 44) 4. .707 vs. Rice, 1978 (29 of 41) 5. .683 vs. SMU, 1984 (28 of 41) 6. .680 vs. Wake Forest, 1977 (34 of 50) 7. .679 vs. Rice, 1983 (36 of 53) 8. .676 vs. Texas, 1985 (25 of 37) 9. .673 vs. U.S. International, 1990 (68 of 101) .673 vs. SE Missouri St., 1984 (37 of 55) 11. .671 vs. Baylor, 1990 (43 of 64) 12. .667 vs. Texas A&M, 1982 (34 of 51) .667 vs. Nebraska, 1982 (26 of 39) .667 vs. TCU, 1978 (28 of 42) .667 vs. SW Missouri St., 1979 (38 of 57)

Season

1. *.546 1977-78 (1,060-1,943) 2. *.545 1976-77 (849-1,558) 3. .537 1983-84 (831-1,547) 4. .535 1978-79 (849-1,587) 5. .534 1981-82 (806-1,510) 6. .531 1975-76 (910-1,715) 7. .530 1974-75 (807-1,524) 8. .525 1982-83 (833-1,586) 9. .522 1980-81 (850-1,629) 10. .515 1984-85 (899-1,744)

SEC Game

1. .627 at Missouri (37-59), 01/12/16 2. .621 vs. Mississippi St. (41-66), 1993 3. .607 vs. Auburn (34-56), 1992 4. .586 vs. LSU (34-58), 1993 5. .583 vs. Vanderbilt (28-48), 3/1/08 6. .578 vs. LSU (37-64), 1992 7. .577 vs. Auburn (30-52), 1/10/08 8. .574 vs. Vanderbilt (31-54), 1/29/11 9. .571 vs. Alabama (32-56), 1/20/01 .571 vs. Georgia (36-63), 1993

SEC Season

1. .497 1993 (521-1,049) 2. .492 1992 (529-1,075) 3. .474 1994 (502-1,058) 4. .466 2007 (404-867) 5. .455 2008 (420-923) 6. .453 2006 (416-918) 7. .448 1995 (469-1,048) 8. .443 1998 (472-1,065) 9. .437 2015 (476-1,089) 10. .435 2012 (390-897)



THREE-POINT FIELD GOALS

Game	Score	Opponent	Attempts	Year
1.	21#	vs. Troy State	(37 attempts)	12/10/96
2.	20	vs. Texas Southern	(36 attempts)	1994
3.	19	vs. North Texas	(54 attempts)	1999
4.	19	vs. Montevallo	(36 attempts)	1994
5.	18	vs. Delaware St.	(45 attempts)	1994
6.	17	vs. Ole Miss	(30 attempts)	2014
7.	17	vs. Auburn	(28 attempts)	1998
8.	17	vs. Auburn	(36 attempts)	1995
9.	16	vs. Miss. St.	(24 attempts)	01/09/16
10.	16	vs. Alcorn St.	(30 attempts)	11/13/10
11.	16	vs. Louisville	(36 attempts)	1998
12.	16	vs. Missouri	(25 attempts)	1994

Season

1.	361**	1994-95 (917 attempts)
2.	301	1993-94 (777 attempts)
3.	296	1998-99 (808 attempts)
4.	292	1999-00 (832 attempts)
5.	274	1996-97 (736 attempts)
6.	273	2000-01 (741 attempts)
7.	253	2013-14 (698 attempts)
8.	242	1990-91 (633 attempts)
9.	238	2014-15 (681 attempts)
10.	237	1997-98 (671 attempts)

SEC Game

1.	17	vs. Ole Miss (30 attempts)	3/5/14
2.	17	vs. Auburn (28 attempts)	1998
3.	17	vs. Auburn (36 attempts)	1995
4.	16	vs. Miss. St. (24 attempts)	01/09/16
5.	14	vs. Ole Miss (38 attempts)	3/4/09
6.	14	vs. Vanderbilt (25 attempts)	1995
7.	14	vs. LSU (34 attempts)	1994
8.	13	Seven times	

SEC Season

1.	143	1995 (364 attempts)
2.	142	2014 (384 attempts)
3.	135	2002 (391 attempts)
4.	133	2001 (366 attempts)
5.	133	2000 (369 attempts)
6.	130	1997 (377 attempts)
7.	118	1999 (345 attempts)
8.	117	1994 (340 attempts)
9.	115	2015 (347 attempts)
10.	115	1998 (302 attempts)

THREE-POINT FGS ATTEMPTS

Game	Score	Opponent	Attempts	Year
1.	54#	vs. North Texas	(19 made)	1999
2.	45	vs. Delaware St.	(18 made)	1994
3.	38	vs. Ole Miss	(14 made)	3/4/09
4.	38	vs. Texas-Arlington	(14 made)	2000
5.	38	vs. Montevallo	(14 made)	1995
6.	37	vs. UNT	(10 made)	12/5/01
7.	37	vs. Iowa	(12 made)	1999
8.	37	vs. Troy St.	(21 made)	1997
9.	36	vs. Centenary	(15 made)	11/28/00
10.	36	vs. LSU	(13 made)	1999
11.	36	vs. Louisville	(16 made)	1998
12.	36	vs. Auburn	(17 made)	1995
13.	36	vs. Texas Southern	(20 made)	1994
14.	36	vs. Montevallo	(19 made)	1994

Season

1.	917#	1994-95 (361 made)
2.	832	1999-00 (292 made)
3.	808	1998-99 (296 made)
4.	777	1993-94 (301 made)
5.	741	2000-01 (273 made)
6.	736	1996-97 (274 made)
7.	698	2013-14 (253 made)
8.	694	2001-02 (232 made)
9.	681	2014-15 (238 made)
10.	671	1997-98 (237 made)

SEC Game

1.	38	vs. Ole Miss (14 made)	3/4/09
2.	36	vs. LSU (13 made)	1999
3.	36	vs. Auburn (17 made)	1995
4.	35	vs. Vanderbilt (11 made)	1997
5.	34	vs. LSU (14 made)	1994
6.	32	vs. LSU (11 made)	2000
7.	31	at LSU (13 made)	1/13/02
8.	31	vs. Alabama (13 made)	1994
9.	30	vs. Ole Miss (17 made)	3/5/14
10.	30	at Alabama (11 made)	1/30/02
11.	30	vs. Auburn (12 made)	1999
12.	30	vs. LSU (11 made)	1995
13.	30	vs. Kentucky (9 made)	1998
14.	30	vs. Tennessee (9 made)	1993

SEC Season

1.	391	2002 (135 made)
2.	384	2014 (142 made)
3.	383	2013 (108 made)
4.	377	1997 (130 made)
5.	369	2000 (133 made)
6.	366	2001 (133 made)
7.	364	1995 (143 made)
8.	356	2009 (108 made)
9.	347	2015 (115 made)
10.	345	1999 (118 made)

THREE-POINT FG PERCENTAGE

Game	Percentage	Opponent	Attempts	Year
1.	.692	vs. Evansville (9-13)	12/08/15	
2.	.667	vs. Miss. St. (16-24)	01/09/16	
3.	.667	vs. LSU (10-15)	1/26/08	
4.	.667	vs. Prairie View A&M (8-12)	12/18/04	
5.	.667	vs. Western Carolina (14-21)	1999	
6.	.650	vs. Hartford (13-20)	12/23/04	
7.	.647	vs. Winthrop (11-17)	11/19/04	
8.	.640	vs. Missouri (16-25)	1994	
9.	.625	at Vanderbilt (10-16)	2/8/14	
10.	.625	vs. Michigan St. (5-8)	1996	
11.	.625	vs. Bethune-Cookman (10-16)	1992	
12.	.625	vs. Auburn (10-16)	1992	
13.	.625	vs. Florida St. (10-16)	1991	

Season (Minimum 320 Attempts)

1.	.397#	2015-16 (216-544)
2.	.395	1992-93 (210-532)
3.	.394#	1994-95 (361-917)
4.	.394	1989-90 (197-500)
5.	.387	1993-94 (301-777)
6.	.382	1990-91 (242-633)
7.	.374	1991-92 (193-516)
8.	.372	2004-05 (182-489)
9.	.372	1996-97 (274-736)
10.	.368	2000-01 (273-741)

SEC Game (Minimum 8 Attempts)

1.	.667	vs. LSU (10-15)	1/26/08
2.	.625	at Vanderbilt (10-16)	2/8/14
3.	.625	vs. Auburn (10-16)	1992
4.	.607	vs. Auburn (17-28)	1998
5.	.600	vs. South Carolina (12-20)	1998
6.	.588	vs. Mississippi St. (10-17)	2000
7.	.583	vs. LSU (7-12)	2/12/11
8.	.571	vs. Auburn (8-14)	1993
9.	.567	vs. Ole Miss (17-30)	3/5/14
10.	.565	vs. LSU (13-23)	1992

SEC Season (Minimum 250 Attempts)

1.	.400	1992 (110-275)
2.	.393	1995 (143-364)
3.	.387	1993 (108-279)
4.	.381	1998 (115-302)
5.	.370	2014 (142-384)
6.	.370	2012 (107-289)
7.	.369	2008 (113-306)
8.	.363	2001 (133-366)
9.	.360	2000 (133-364)
10.	.354	2007 (95-268)

FREE THROWS MADE

Game	Score	Opponent	Year
1.	48	vs. Ole Miss	1/17/04
2.	46	vs. TCU	1955
3.	41	vs. Kentucky	1992
4.	41	vs. Rice	1972

Season

1.	713	1990-91 (975 attempts)
2.	690	1989-90 (942 attempts)
3.	621	1971-72 (882 attempts)
4.	616	1986-87 (892 attempts)
5.	614	2013-14 (846 attempts)
6.	609	1994-95 (902 attempts)
7.	604	1991-92 (815 attempts)
8.	593	2014-15 (819 attempts)
9.	587	1988-89 (868 attempts)
10.	585	1977-78 (781 attempts)

SEC Game

1.	48	vs. Ole Miss (53 attempts)	1/17/04
2.	41	vs. Kentucky (49 attempts)	1992
3.	32	vs. Auburn (39 attempts)	1992
4.	32	vs. Ole Miss (41 attempts)	1994
5.	32	vs. Ole Miss (45 attempts)	1995
6.	30	vs. Ole Miss (39 attempts)	1/17/15
7.	30	vs. Ole Miss (39 attempts)	1992
8.	30	vs. Kentucky (40 attempts)	1993
9.	29	at Missouri (37 attempts)	2/13/14
10.	29	vs. Kentucky (41 attempts)	1/14/14
11.	29	vs. Ole Miss (40 attempts)	2/15/06

SEC Season

1.	324	2014 (443 attempts)
2.	300	1992 (400 attempts)
3.	285	2015 (398 attempts)
4.	281	1995 (395 attempts)
5.	269	1994 (386 attempts)
6.	260	2011 (364 attempts)
7.	258	1993 (369 attempts)
8.	250	2010 (357 attempts)
9.	248	2006 (359 attempts)
10.	234	2013 (359 attempts)
11.	234	1998 (353 attempts)

FREE THROWS ATTEMPTED

Game	Score	Opponent	Year
1.	65	vs. TCU	1955
2.	55	vs. Rice	1972
3.	53	vs. Ole Miss	1/17/04
4.	53	vs. Northeastern Illinois	1997
5.	49	vs. Kentucky	1992
6.	49	vs. Northeast Louisiana	1991

Season

1.	975	1990-91 (713 made)
2.	942	1989-90 (690 made)
3.	902	1994-95 (609 made)
4.	892	1986-87 (616 made)
5.	882	1971-72 (621 made)
6.	868	1988-89 (587 made)
7.	846	2013-14 (614 made)
8.	834	1993-94 (567 made)
9.	820	1970-71 (583 made)
10.	819	2014-15 (593 made)

SEC Game

1.	53	vs. Ole Miss (48 made)	1/17/04
2.	49	vs. Kentucky (41 made)	1992
3.	46	vs. Ole Miss (26 made)	1998
4.	45	vs. Ole Miss (32 made)	1995
5.	42	vs. Florida (26 made)	2/18/06
6.	42	vs. Ole Miss (28 made)	1993
7.	41	vs. Alabama (29 made)	1/22/15
8.	41	vs. Kentucky (29 made)	1/14/14
9.	41	vs. Ole Miss (32 made)	1994
10.	40	vs. Ole Miss (29 made)	2/15/06
11.	40	vs. Kentucky (30 made)	1993

** NCAA Record | * Led the NCAA || # Led the SEC



SEC Season

Table with 3 columns: Rank, Points, and Games Made. Lists top 10 seasons from 1924 to 2010.

FREE-THROW PERCENTAGE Game (Minimum 10 Attempts)

Table with 3 columns: Rank, Percentage, and Opponent/Date. Lists top 10 free-throw percentages from 1924 to 2010.

Season (Minimum 450 Attempts)

Table with 3 columns: Rank, Percentage, and Opponent/Date. Lists top 10 seasons for free-throw attempts from 1961 to 2015.

SEC Game (Minimum 12 Attempts)

Table with 3 columns: Rank, Percentage, and Opponent/Date. Lists top 10 SEC game free-throw percentages from 1924 to 2010.

SEC Season (Minimum 250 Attempts)

Table with 3 columns: Rank, Percentage, and Opponent/Date. Lists top 10 SEC season free-throw percentages from 1924 to 2010.

REBOUNDING

Table with 3 columns: Rank, Rebounds, and Opponent/Date. Lists top 4 rebounding games from 1911 to 1972.

Season

Table with 3 columns: Rank, Rebounds, and Opponent/Date. Lists top 10 seasons for rebounding from 1924 to 2008.

SEC Game

Table with 3 columns: Rank, Points, and Opponent/Date. Lists top 10 SEC game points from 1924 to 1995.

SEC Season

Table with 3 columns: Rank, Points, and Opponent/Date. Lists top 10 SEC season points from 1924 to 1992.

REBOUNDING AVERAGE

Table with 3 columns: Rank, Average, and Opponent/Date. Lists top 10 rebounding averages from 1924 to 1996.

SEC Season

Table with 3 columns: Rank, Points, and Opponent/Date. Lists top 10 SEC season points from 1924 to 2010.

STEALS

Table with 3 columns: Rank, Steals, and Opponent/Date. Lists top 10 steal games from 1911 to 2010.

Season

Table with 3 columns: Rank, Steals, and Opponent/Date. Lists top 10 seasons for steals from 1924 to 1994.

SEC Game

Table with 3 columns: Rank, Points, and Opponent/Date. Lists top 7 SEC game points from 1924 to 1993.

SEC Season

Table with 3 columns: Rank, Points, and Opponent/Date. Lists top 10 SEC season points from 1924 to 1997.

ASSISTS

Table with 3 columns: Rank, Assists, and Opponent/Date. Lists top 10 assist games from 1924 to 1995.

Season

Table with 3 columns: Rank, Assists, and Opponent/Date. Lists top 10 seasons for assists from 1924 to 1998.

SEC Game

Table with 3 columns: Rank, Assists, and Opponent/Date. Lists top 10 SEC game assists from 1924 to 1992.

SEC Season

Table with 3 columns: Rank, Assists, and Opponent/Date. Lists top 10 SEC season assists from 1924 to 1999.

**BLOCKED SHOTS**

Game	
1.	#18 vs. Missouri, 1996
2.	16 vs. Texas, 1990
3.	15 vs. South Alabama, 1991
4.	14 vs. Stephen F. Austin, 11/18/06
	14 vs. Louisiana Tech, 1991
6.	13 vs. Tennessee Tech, 12/12/15
	13 vs. Prairie View A&M, 12/18/04
	13 vs. Alabama St., 1998

Season

1.	229	1990-91 (38 games)
2.	221	2006-07 (35 games)
3.	194	2005-06 (32 games)
4.	189	2013-14 (34 games)
5.	182	2010-11 (31 games)
	182	2007-08 (35 games)
7.	172	1989-90 (35 games)
8.	170	1991-92 (34 games)
9.	168	2014-15 (36 games)
10.	160	2011-12 (32 games)

SEC Game

1.	12	vs. Texas A&M, 2/24/15
	12	vs. Georgia, 2/2/11
3.	11	at Mississippi State, 2/21/15
	11	vs. Mississippi State, 1/23/13
5.	10	vs. Ole Miss, 1/13/07
	10	vs. Alabama, 1/6/07
	10	vs. Alabama, 2/21/06
	10	vs. Ole Miss, 1/25/06
	10	vs. Alabama, 1/19/00
	10	vs. Georgia, 1997

SEC Season

1.	99	2015 (18 games)
2.	98	2007 (16 games)
3.	93	2014 (18 games)
4.	88	2006 (16 games)
5.	83	2013 (18 games)
6.	79	2008 (16 games)
7.	78	1998 (16 games)
8.	76	2001 (16 games)
9.	73	2011 (16 games)
10.	71	1992 (16 games)

PERSONAL FOULS

Game		
1.	38	vs. Missouri, 1961
2.	37	vs. SMU, 1952
3.	36	vs. TCU, 1976
4.	35	vs. South Carolina, 3/11/04
	35	at Illinois, 12/8/01
	35	vs. Cincinnati, 1996
	35	vs. Rice, 1957
8.	33	vs. Ole Miss, 1999
	33	vs. Texas, 1991
10.	32	at Mississippi State, 2/27/02
	32	vs. Ole Miss, 2/2/00
	32	vs. Vanderbilt, 1993
	32	vs. Florida St., 1990

Season

1.	789	1994-95 (39 games)
2.	775	1990-91 (38 games)
3.	728	1986-87 (33 games)
4.	708	1993-94 (34 games)
5.	707	1992-93 (31 games)
6.	706	2013-14 (34 games)
7.	705	1999-00 (34 games)
8.	688	1989-90 (35 games)
9.	687	2015-16 (32 games)
10.	684	2014-15 (36 games)

SEC Game

1.	33	vs. Ole Miss, 1999
2.	32	at Mississippi St., 2/27/02
	32	vs. Ole Miss, 2/2/00
	32	vs. Vanderbilt, 1993
5.	30	at Auburn, 2/10/15
	30	vs. Ole Miss, 1/31/01
	30	vs. Alabama, 1/19/00
	30	vs. LSU, 1/26/00
	30	vs. Alabama, 1993
10.	29	Six times

SEC Season

1.	390	2014 (18 games)
2.	367	2013 (18 games)
3.	364	1993 (16 games)
4.	361	2002 (16 games)
5.	350	1998 (16 games)
6.	347	1994 (16 games)
7.	345	2000 (16 games)
8.	342	2015 (18 games)
9.	338	2003 (16 games)
10.	334	1996 (16 games)

TURNOVERS

Game		
1.	32	vs. Providence, 11/16/07
	32	vs. Grambling, 1987
3.	31	vs. Alcorn St., 1996
4.	29	vs. Missouri, 1997
	29	vs. Mercer, 1983
	29	vs. Southern Miss., 1981
7.	28	vs. Auburn, 2/5/00
	28	vs. Cincinnati, 1996
	28	vs. Southeast Missouri St., 1993
10.	27	Four times

Season

1.	633	1994-95 (39 games)
2.	575	1990-91 (38 games)
3.	563	1986-87 (33 games)
4.	560	1977-78 (36 games)
5.	558	1995-96 (33 games)
6.	548	1997-98 (33 games)
7.	539	1993-94 (34 games)
8.	538	1984-85 (35 games)
9.	532	2006-07 (35 games)
10.	531	2007-08 (35 games)

SEC Game

1.	28	vs. Auburn, 2/5/00
2.	27	vs. LSU, 2/17/01
3.	25	at South Carolina, 2/21/09
	25	vs. Alabama, 1998
	25	vs. Ole Miss, 1997
	25	vs. Kentucky, 1997
7.	24	vs. Tennessee, 2/24/07
	24	at Auburn, 3/5/05
	24	at Ole Miss, 1/25/03
	24	vs. Ole Miss, 1997
	24	vs. Kentucky, 1996
	24	vs. Ole Miss, 1994

SEC Season

1.	258	2003 (16 games)
2.	256	2007 (16 games)
3.	252	1998 (16 games)
4.	251	2001 (16 games)
5.	248	1995 (16 games)
6.	244	1996 (16 games)
7.	241	1994 (16 games)
8.	239	1997 (16 games)
9.	236	1999 (16 games)
10.	233	2000 (16 games)

** NCAA Record | * Led the NCAA | # Led the SEC



TEAM COMPARISON

RAZORBACKS

Season	'51-52	'52-53	'53-54	'54-55	'55-56	'56-57	'57-58	'58-59	'59-60	'60-61	'61-62	'62-63	'63-64	'64-65	'65-66	'66-67	'67-68	'68-69	'69-70	'70-71	'71-72
Games	24	21	23	24	24	24	27	24	24	23	24	24	23	23	23	23	24	24	24	26	26
Tot. Pts.	1187	1382	1496	1727	1616	755	1628	1491	1706	1738	1730	1734	1675	1730	1727	1388	1716	1601	1724	2245	2301
Avg. Pts.	49.4	65.8	65.0	72.0	67.3	62.9	60.3	62.1	71.1	75.6	72.1	72.3	72.4	75.2	75.1	60.3	71.5	66.7	71.8	86.3	88.5
FG	435	484	505	565	571	541	625	571	599	655	614	650	647	649	658	530	638	621	699	831	840
FGA	1331	1558	1605	1579	1642	1749	1835	1572	1559	1497	1576	1556	1560	1471	1509	1188	1436	1415	1597	1754	1830
FG Pct.	.326	.311	.314	.358	.347	.309	.341	.363	.384	.437	.390	.418	.415	.441	.436	.446	.444	.439	.438	.474	.459
3-Pt. FG	--	--	--	--	--	--	--	--	--	--	--	--	--	--	--	--	--	--	--	--	--
3-Pt. Att.	--	--	--	--	--	--	--	--	--	--	--	--	--	--	--	--	--	--	--	--	--
3-Pt. Pct.	--	--	--	--	--	--	--	--	--	--	--	--	--	--	--	--	--	--	--	--	--
FT	317	414	486	597	474	469	378	349	508	428	502	434	381	432	411	328	440	359	334	583	621
FTA	547	656	755	867	715	717	598	538	684	574	647	582	524	578	548	457	597	539	488	820	882
FT Pct.	.579	.632	.643	.689	.663	.654	.632	.648	.743	.745	.776	.746	.727	.747	.750	.718	.737	.666	.700	.711	.704
Rebounds	--	924	872	1050	1147	1225	1228	1095	1117	1043	1092	1056	999	954	1010	746	952	916	934	1091	1236
Reb. Avg.	--	44.0	37.9	43.8	47.8	51.0	45.5	45.6	46.5	45.3	45.5	44.0	43.4	41.5	43.9	32.4	39.7	38.2	38.9	42.0	47.5
Assists	--	--	--	--	--	--	--	--	--	--	--	--	--	--	--	--	--	--	--	--	--
Steals	--	--	--	--	--	--	--	--	--	--	--	--	--	--	--	--	--	--	--	--	--
Blocks	--	--	--	--	--	--	--	--	--	--	--	--	--	--	--	--	--	--	--	--	--
Turnovers	--	--	--	--	--	--	--	--	--	--	--	--	--	--	--	--	--	--	--	--	--
Fouls	577	518	618	517	376	483	530	444	486	476	535	507	520	455	434	383	481	470	465	528	576

OPPONENTS

Season	'51-52	'52-53	'53-54	'54-55	'55-56	'56-57	'57-58	'58-59	'59-60	'60-61	'61-62	'62-63	'63-64	'64-65	'65-66	'66-67	'67-68	'68-69	'69-70	'70-71	'71-72
Tot. Pts.	1275	1322	1432	1715	1551	788	1580	1535	1676	1597	1665	1686	1732	1725	1631	1511	1760	1600	1836	2344	2328
Avg. Pts.	53.1	62.9	62.3	71.4	64.6	65.6	58.5	63.9	69.8	69.5	69.4	70.3	75.3	75.0	71.0	65.7	73.3	66.7	76.5	90.2	89.5
FG	460	401	414	548	558	528	532	568	593	570	578	597	620	652	611	578	641	578	693	927	901
FGA	1363	1187	1269	1463	1478	1364	1500	1425	1482	1347	1430	1460	1448	1446	1407	1251	1468	1260	1540	1873	1861
FG Pct.	.336	.337	.326	.374	.377	.387	.354	.398	.400	.423	.404	.409	.428	.451	.434	.462	.443	.459	.450	.495	.484
3-Pt. FG	--	--	--	--	--	--	--	--	--	--	--	--	--	--	--	--	--	--	--	--	--
3-Pt. Att.	--	--	--	--	--	--	--	--	--	--	--	--	--	--	--	--	--	--	--	--	--
3-Pt. Pct.	--	--	--	--	--	--	--	--	--	--	--	--	--	--	--	--	--	--	--	--	--
FT	355	520	604	619	435	523	516	399	490	457	509	492	492	421	409	355	458	444	440	491	526
FTA	571	796	953	889	633	793	753	591	703	666	716	700	696	602	573	495	639	625	610	686	787
FT Pct.	.622	.653	.634	.695	.687	.659	.685	.675	.697	.686	.712	.703	.707	.699	.714	.717	.717	.710	.738	.716	.668
Rebounds	--	803	844	939	1012	1051	1090	1031	1064	931	1035	1089	1086	975	1014	838	979	879	1109	120	1236
Reb. Avg.	--	38.2	36.7	39.1	42.2	43.8	40.4	43.0	44.3	40.5	43.1	45.4	47.2	42.4	44.1	34.9	40.8	36.6	46.2	46.6	47.5
Assists	--	--	--	--	--	--	--	--	--	--	--	--	--	--	--	--	--	--	--	--	--
Steals	--	--	--	--	--	--	--	--	--	--	--	--	--	--	--	--	--	--	--	--	--
Blocks	--	--	--	--	--	--	--	--	--	--	--	--	--	--	--	--	--	--	--	--	--
Turnovers	--	--	--	--	--	--	--	--	--	--	--	--	--	--	--	--	--	--	--	--	--
Fouls	513	438	500	508	432	430	458	406	478	400	482	424	413	428	438	384	467	425	391	630	620



RAZORBACKS

Season	'72-73	'73-74	'74-75	'75-76	'76-77	'77-78	'78-79	'79-80	'80-81	'81-82	'82-83	'83-84	'84-85	'85-86	'86-87	'87-88	'88-89	'89-90	'90-91	'91-92	'92-93
Games	26	26	26	28	28	36	30	29	32	29	30	32	35	28	33	30	32	35	38	34	31
Tot. Pts.	2173	2212	1911	2239	2073	2705	2238	1938	2199	2054	2171	2154	2284	1955	2578	2264	2870	3345	*3783	3053	2695
Avg. Pts.	83.5	85.1	73.5	80.0	74.0	75.1	74.6	66.8	68.7	70.8	72.4	67.3	65.3	69.8	78.1	75.5	89.7	95.6	99.6	89.8	86.9
FG	850	913	807	910	849	1060	849	750	850	806	833	831	899	754	908	839	1071	1229	1414	1128	995
FGA	1749	2014	1524	1715	1558	1943	1587	1486	1629	1510	1586	1547	1744	1644	1997	1734	2172	2440	2820	2275	2039
FG Pct.	.486	.453	.530	.531	*.545	*.546	.535	.505	.522	.534	.525	.537	.515	.459	.455	.484	.493	.504	.501	.496	.488
3-Pt. FG	--	--	--	--	--	--	--	--	--	--	--	--	--	--	146	119	141	197	242	193	210
3-Pt. Att.	--	--	--	--	--	--	--	--	--	--	--	--	--	--	410	328	387	500	633	516	532
3-Pt. Pct.	--	--	--	--	--	--	--	--	--	--	--	--	--	--	.356	.363	.354	.394	.382	.374	.395
FT	473	383	297	419	375	585	540	438	499	442	505	492	486	447	616	467	587	690	713	604	495
FTA	689	557	417	581	577	781	753	610	722	657	799	732	750	673	892	696	868	942	975	815	721
FT Pct.	.687	.688	.712	.721	.650	.749	.717	.718	.691	.673	.632	.672	.648	.664	.691	.671	.676	.732	.731	.741	.687
Rebounds	1193	1352	931	1118	1031	1242	1133	895	1021	862	998	992	1021	977	1261	1077	1231	1296	1540	1319	1065
Reb. Avg.	45.9	52.0	35.8	39.9	36.8	34.5	37.8	30.9	31.9	29.7	33.3	31.0	29.2	34.9	38.2	35.9	38.5	37.0	40.5	38.8	34.4
Assists	--	--	269	NA	270	425	404	340	386	448	385	463	518	361	434	407	570	667	819	674	582
Steals	--	--	NA	NA	169	245	143	194	249	247	277	236	232	198	313	271	372	388	*467	358	352
Blocks	--	--	--	--	--	147	97	76	95	64	38	55	67	114	142	139	147	172	229	170	97
Turnovers	--	--	NA	NA	438	560	459	404	479	431	519	525	538	431	563	433	463	455	575	500	451
Fouls	478	465	483	584	507	572	557	553	592	524	556	598	683	656	728	586	654	688	775	614	707

OPPONENTS

Season	'72-73	'73-74	'74-75	'75-76	'76-77	'77-78	'78-79	'79-80	'80-81	'81-82	'82-83	'83-84	'84-85	'85-86	'86-87	'87-88	'88-89	'89-90	'90-91	'91-92	'92-93
Tot. Pts.	2055	2315	1707	1901	1701	2218	1878	1745	1913	1770	1836	1886	2158	1983	2434	1946	2414	2792	3054	2613	2403
Avg. Pts.	79.0	89.0	65.7	67.9	60.8	61.6	62.6	60.2	59.8	61.0	61.2	58.9	61.7	70.8	73.8	64.9	75.4	79.8	80.4	76.9	77.5
FG	877	1023	693	771	707	942	757	678	767	724	765	752	845	739	886	693	875	1016	1146	959	838
FGA	1942	2162	1532	1698	1669	2195	1743	1442	1663	1519	1559	1557	1717	1580	2005	1626	1969	2252	2558	2124	1856
FG Pct.	.452	.473	.452	.454	.424	.429	.434	.470	.461	.477	.491	.483	.492	.468	.442	.426	.444	.451	.448	.452	.452
3-Pt. FG	--	--	--	--	--	--	--	--	--	--	--	--	--	--	106	136	150	190	184	233	190
3-Pt. Att.	--	--	--	--	--	--	--	--	--	--	--	--	--	--	314	338	442	472	511	519	510
3-Pt. Pct.	--	--	--	--	--	--	--	--	--	--	--	--	--	--	.338	.402	.339	.403	.360	.409	.373
FT	301	269	321	359	287	334	364	389	379	323	306	382	468	505	556	424	514	570	578	462	537
FTA	448	398	459	542	423	486	523	563	569	464	495	555	676	761	849	628	753	807	895	707	843
FT Pct.	.672	.676	.699	.662	.678	.687	.696	.691	.666	.696	.618	.688	.692	.664	.655	.675	.683	.706	.646	.653	.637
Rebounds	1128	1188	808	878	865	1109	884	839	928	852	820	784	962	1022	1279	989	1246	1399	1554	1196	1270
Reb. Avg.	43.4	45.7	31.1	31.4	30.9	30.8	29.5	28.9	29.0	29.4	27.3	24.5	27.5	36.5	38.8	33.0	38.9	40.0	40.9	35.2	41.0
Assists	--	--	195	NA	NA	358	300	285	339	310	345	379	450	403	500	358	505	536	592	550	482
Steals	--	--	NA	NA	NA	182	144	151	166	186	207	196	197	153	248	164	194	208	257	207	185
Blocks	--	--	--	--	--	60	52	62	80	68	92	78	82	71	64	57	76	88	91	119	86
Turnovers	--	--	NA	NA	NA	501	342	400	486	514	574	486	541	427	596	525	689	724	854	645	680
Fouls	694	544	482	569	543	724	679	605	661	586	676	692	723	612	743	630	725	739	769	659	639



TEAM COMPARISON

RAZORBACKS

Season	'93-94	'94-95	'95-96	'96-97	'97-98	'98-99	'99-00	'00-01	'01-02	'02-03	'03-04	'04-05	'05-06	'06-07	'07-08	'08-09	'09-10	'10-11	'11-12	'12-13	'13-14	'14-15	'15-16
Games	34	39	33	32	33	34	34	31	29	28	28	30	32	35	35	30	32	31	32	32	34	36	32
Tot. Pts.	3176	*3416	2560	2527	2716	2675	2529	2476	2171	1726	1928	2147	2359	2487	2593	2238	2391	2191	2299	2358	2723	2787	2501
Avg. Pts.	93.4	87.6	77.6	79.0	82.3	78.7	74.4	79.9	74.9	61.6	68.9	71.6	73.7	71.1	74.1	74.6	74.7	70.7	71.8	73.7	80.1	77.4	78.2
FG	1154	1223	947	919	984	980	931	881	775	611	678	773	841	881	936	797	829	756	808	852	928	978	883
FGA	2363	2634	2143	2078	2208	2206	2168	1990	1777	1556	1629	1692	1837	1910	2001	1821	1859	1734	1860	1960	2105	2196	1992
FG Pct.	.488	.464	.442	.442	.446	.444	.429	.443	.436	.393	.416	.457	.458	.461	.468	.438	.446	.436	.434	.435	.441	.445	.443
3-Pt. FG	*301	*361	190	274	237	*296	292	273	232	170	180	182	179	212	207	202	201	204	205	192	253	238	216
3-Pt. Att.	777	917	586	736	671	808	832	741	694	548	573	489	533	613	607	608	579	563	580	639	698	681	544
3-Pt. Pct.	.387	.394	.324	.372	.353	.366	.351	.368	.334	.310	.314	.372	.336	.346	.341	.332	.347	.362	.353	.300	.362	.349	.397
FT	567	609	476	415	511	419	375	441	389	334	392	419	498	513	514	442	532	475	478	462	614	593	519
FTA	834	902	763	611	788	632	622	639	598	548	577	632	720	730	758	679	782	683	692	687	846	819	748
FT Pct.	.680	.675	.624	.679	.648	.663	.603	.690	.651	.609	.679	.663	.692	.703	.678	.651	.680	.695	.691	.672	.726	.724	.694
Rebounds	1416	1528	1314	1155	1306	1266	1159	1100	930	1063	967	1022	1118	1234	1274	1129	1103	1063	1082	1120	1222	1290	1186
Reb. Avg.	41.6	39.2	39.8	36.1	39.6	37.2	34.1	35.5	32.1	38.0	34.5	34.1	34.9	35.3	36.4	37.6	34.5	34.3	33.8	35.0	35.9	35.8	37.1
Assists	*687	*721	501	509	526	563	458	476	445	275	363	435	495	521	505	390	440	373	436	475	521	579	520
Steals	352	*445	300	318	356	332	379	365	305	181	220	262	266	240	241	227	232	225	265	295	287	277	236
Blocks	129	129	147	124	158	147	120	124	99	99	108	156	194	221	182	86	130	182	160	159	189	168	165
Turnovers	539	633	558	494	548	494	494	451	413	467	386	427	428	532	531	419	439	411	415	372	392	430	357
Fouls	708	789	678	638	680	633	705	654	654	588	555	555	541	612	662	521	598	561	618	649	706	684	687

OPPONENTS

Season	'93-94	'94-95	'95-96	'96-97	'97-98	'98-99	'99-00	'00-01	'01-02	'02-03	'03-04	'04-05	'05-06	'06-07	'07-08	'08-09	'09-10	'10-11	'11-12	'12-13	'13-14	'14-15	'15-16
Tot. Pts.	2569	3115	2442	2281	2389	2443	2372	2132	2108	1863	1921	1885	2076	2311	2392	2213	2366	2069	2231	2203	2425	2525	2390
Avg. Pts.	75.6	79.9	74.0	71.3	72.4	71.9	69.8	68.8	72.7	66.5	68.6	62.8	64.9	66.0	68.3	73.8	73.9	66.7	69.7	68.8	71.3	70.1	74.7
FG	898	1094	832	801	844	858	799	712	676	618	664	653	752	826	838	796	825	747	793	747	809	869	803
FGA	2234	2503	2074	1886	2010	2056	1873	1763	1591	1475	1529	1591	1806	2009	1967	1791	1910	1813	1827	1726	1983	2031	1844
FG Pct.	.402	.437	.401	.425	.420	.417	.427	.404	.425	.419	.434	.410	.416	.411	.426	.444	.432	.412	.434	.433	.408	.428	.435
3-Pt. FG	217	312	219	194	220	250	206	180	190	160	180	162	212	225	228	244	233	160	190	203	213	223	231
3-Pt. Att.	732	858	696	568	619	705	570	590	570	482	531	524	558	683	680	661	626	508	585	566	615	634	644
3-Pt. Pct.	.296	.364	.315	.342	.355	.355	.361	.305	.333	.332	.339	.309	.380	.329	.335	.369	.372	.315	.325	.359	.346	.352	.359
FT	556	615	559	485	481	477	568	528	566	467	413	417	360	434	488	377	483	415	455	506	594	564	553
FTA	817	914	838	742	736	721	834	794	810	686	622	630	543	620	700	568	668	571	673	766	852	789	790
FT Pct.	.681	.673	.667	.654	.654	.662	.681	.665	.699	.681	.664	.662	.663	.700	.697	.664	.723	.727	.676	.661	.697	.715	.700
Rebounds	1377	1582	1362	1279	1325	1370	1374	1278	1182	911	1028	995	1111	1148	1127	1079	1187	1153	1204	1201	1340	1281	1187
Reb. Avg.	40.5	40.6	41.3	40.0	40.2	40.3	40.4	41.2	40.8	32.5	36.7	33.2	34.7	32.8	32.2	36.0	37.1	37.2	37.6	37.5	39.4	35.6	37.1
Assists	481	631	490	449	459	493	449	371	384	323	384	354	380	434	443	479	415	369	403	385	391	448	447
Steals	236	276	275	208	218	197	214	190	168	209	162	199	209	269	234	187	212	184	178	168	185	206	165
Blocks	101	128	109	78	112	111	97	106	91	109	93	81	120	117	138	150	148	145	153	125	105	104	140
Turnovers	725	785	650	663	749	618	720	666	571	372	463	508	536	487	517	455	469	446	519	561	579	567	457
Fouls	685	790	673	581	668	617	623	596	552	509	531	537	617	645	669	575	654	579	593	587	689	696	659

* Led NCAA || ** All-Time NCAA Record



Opponent	Result	Score	Year	Opponent	Result	Score	Year	Opponent	Result	Score	Year
U.S. International	W	166-101	12/9/89	Baylor	L	110-111	3/2/71	Texas	W	103-96 (OT)	2/4/90
Troy State	W	137-70	12/10/96	Hardin Simmons	W	110-101	1/7/71	South Alabama	W	103-71	1/2/89
Montevallo	W	131-63	2/5/94	Florida State	W	109-92	1/21/91	Kansas	W	103-86	12/6/86
Baylor	W	131-109	2/29/72	Rice	W	109-80	3/9/91	SMU	W	103-96	2/24/73
Alcorn St.	W	130-68	11/13/09	Texas	W	109-100	1/25/90	Rice	W	103-95	2/5/72
Texas Southern	W	129-63	12/28/93	Alabama-Birmingham	W	109-95	1/27/90	UT Martin	W	102-56	12/19/13
Bethune-Cookman	W	128-46	12/4/91	Southern Utah	W	109-76	1/24/89	Prairie View A&M	W	102-50	12/18/04
Jackson State	W	126-88	12/29/89	TCU	W	109-99	2/19/74	Alcorn State	W	102-59	12/28/99
Jackson State	W	124-74	11/22/96	Bethune-Cookman	W	108-42	12/2/97	Texas-Arlington	W	102-95	11/22/99
Delaware State	W	123-66	12/11/93	LSU	W	108-105 (OT)	3/2/94	Tennessee	W	102-96	3/6/98
Quincy College	W	123-60	1/2/91	Texas A&M	W	108-61	3/8/91	Alabama	W	102-81	2/16/94
Jackson State	W	123-76	12/21/92	Rice	W	108-72	3/10/89	Oregon	W	102-75	11/26/89
Montevallo	W	122-64	2/25/95	Alabama State	W	108-65	12/15/82	Eastern New Mexico	W	102-55	12/30/75
Grambling	W	121-66	12/30/00	TCU	W	108-65	2/10/79	Rockhurst	W	102-72	12/9/71
Centenary	W	121-94	12/6/94	TCU	W	108-77	3/5/64	Mississippi State	W	102-71	1953
Missouri	W	120-68	12/2/93	Portland State	W	107-69	11/18/05	Auburn	W	101-87	2/10/15
Texas	W	120-89	3/10/91	Jackson State	W	107-78	11/22/00	Northern Arizona	W	101-75	3/12/96
Loyola-Marymount	W	120-101	3/16/89	Auburn	W	107-83	2/21/98	Iowa	W	101-92	12/30/94
Providence	W	118-79	1/23/99	Vanderbilt	W	107-70	11/14/90	Tulsa	W	101-87	12/23/92
Tulsa	W	118-69	2/25/89	Houston	W	107-79	3/5/89	Kentucky	W	101-94	2/10/93
Northwestern State	W	117-78	12/01/15	Pittsburg (Kan.) State	W	107-82	12/10/70	South Alabama	W	101-82	12/30/91
Auburn	W	117-105	1/15/94	LSU	W	106-92	3/3/92	LSU	W	101-90	1/11/92
Georgia State	W	117-76	3/15/91	Baylor	W	106-74	2/26/91	South Alabama	W	101-91	12/11/90
Delaware State	W	117-75	12/26/89	Morgan State	W	106-57	12/13/86	Texas	W	101-89	1/10/91
Alcorn State	W	116-75	12/2/95	Baylor	W	106-71	3/2/85	Alcorn State	W	101-55	12/15/87
Northwestern (La.) State	W	115-47	12/20/00	Rice	W	106-81	2/9/74	Sedalia (Mo.) AAB	W	101-73	1946
Baylor	W	115-75	3/10/90	LSU	W	105-81	1/31/95	Northwestern State	W	100-94	12/28/14
Mississippi State	W	115-58	2/20/93	Kentucky	W	105-88	1/25/92	Maryland-Eastern Shore	W	100-40	1/2/01
Northeastern Illinois	W	114-56	11/16/97	UNLV	L	105-112	2/10/91	Texas A&M	W	100-84	1/20/90
Ole Miss	W	114-93	1/18/92	South Alabama	W	105-90	11/29/89	Houston	W	100-89	1/22/90
Louisiana Tech	W	114-97	12/15/90	Texas	W	105-82	2/8/89	Texas Tech	W	100-77	2/7/90
Northeast Louisiana	W	114-92	12/31/90	Florida State	L	105-112 (OT)	1/18/89	North Texas	W	100-77	12/30/98
Texas A&M	W	114-100	2/21/90	Rice	W	105-79	3/3/73	Louisville	W	100-83	12/9/97
Texas Tech	W	113-86	1/12/91	UTSA	W	104-71	1/4/14	Ole Miss	W	100-87	2/5/98
Texas A&M	W	113-88	1/23/91	Auburn	W	104-88	2/24/99	Ole Miss	W	100-83	3/7/92
Rice	W	113-108	3/4/72	Missouri	W	104-93	12/5/95	Rice	W	100-87	2/2/91
Longwood	W	112-63	11/18/12	Alabama-Birmingham	W	104-72	1/30/91	Texas	W	100-76	3/12/89
Kansas State	W	112-88	12/1/90	Rice	W	104-80	3/3/90	TCU	W	100-60	2/11/89
Rice	W	112-87	2/27/88	Missouri-St. Louis	W	104-78	1/6/73	Texas A&M	W	100-97 (2OT)	2/24/87
Southeastern Louisiana	W	111-65	12/3/13	TCU	W	104-94	3/5/63	TCU	W	100-65	1/17/76
Northwestern (La.) State	W	111-76	12/4/93	Rice	W	104-84	1/30/62	MacMurray (Ill.)	W	100-66	1/4/75
Texas A&M	W	111-72	2/23/91	Ole Miss	W	104-72	1953	Western Kentucky	L	100-102	12/3/73
Rice	W	111-68	2/11/76	Alabama State	W	103-48	12/31/97	Texas A&M	W	100-89	1/22/72
Ole Miss	W	110-80	3/5/14	North Carolina A&T	W	103-49	11/30/95	Oklahoma	L	100-115	1/5/71
Auburn	W	110-92	1/4/91	Jackson State	W	103-87	11/30/94				
Oklahoma	W	110-88	11/16/90	Tulsa	W	103-84	3/25/94				

Overall Record: 131-5

LARGEST WINNING MARGINS

Margin	Opponent	Score	Year
1. 82	Bethune-Cookman	128-46	12/4/91
2. 74	at Ozark Athletic Club	81-7	1925-26
3. 68	Northwestern (La.) St.	115-47	12/20/00
68	Montevallo	131-63	2/5/94
5. 67	Troy State	137-70	12/10/96
6. 66	Bethune-Cookman	108-42	12/2/97
66	Texas Southern	129-63	12/28/93
66	Baylor	94-28	1944-45
9. 65	U.S. International	166-101	12/9/89
10. 64	Sedalia AAB	101-37	1945-46
11. 63	Quincy College (PB)	123-60	1/2/92
12. 62	Alcorn St.	130-68	11/13/68
13. 61	Fort Smith High School Faculty	69-8	1923-24
14. 60	Maryland-Eastern Shore	100-40	1/2/01
60	Baylor	90-30	1944-45

LARGEST LOSING MARGINS

Margin	Opponent	Score	Year
1. 51	at Ole Miss	117-66	12/10/73
2. 40	at Mississippi State	79-39	1951-52
3. 38	Parks Clothiers AAU	66-28	1938-39
4. 37	at Kentucky	76-39	1948-49
5. 35	at Cincinnati	92-57	01/18/97
35	Cincinnati	97-62	1957-58
7. 34	at Baylor	110-76	01/24/70
8. 33	at Texas	79-46	01/04/11
9. 32	at Mississippi State	78-46	02/09/16
32	at Florida	75-43	01/22/11
32	Pittsburgh (Honolulu, Hawaii)	114-82	12/29/86

LARGEST SEC WINNING MARGINS

Margin	Opponent	Score	Year
1. 57	Mississippi State	115-58	2/20/93
2. 36	Auburn	95-59	1/22/05
3. 35	LSU	87-52	2/10/10
4. 34	Mississippi State	98-64	1/21/97
5. 33	at Missouri	94-61	01/12/16
33	Auburn	75-42	2/11/97
7. 30	Ole Miss	110-80	3/5/14
8. 29	Alabama	87-58	1/20/01
9. 27	Alabama	88-61	1/6/07
10. 26	Mississippi State	96-70	1/23/13
26	LSU	87-61	2/20/08
26	South Carolina	79-53	1/22/94
26	Ole Miss	87-61	1/5/94
14. 25	LSU	82-57	1/11/97
15. 24	Auburn	107-83	2/21/98
24	LSU	105-81	1/31/95
17. 23	Vanderbilt	56-33	1/12/13
23	Ole Miss	69-46	1/5/05
23	Tennessee	77-54	2/5/97
20. 22	Georgia	89-67	3/1/09
22	Auburn	74-52	2/4/04
22	LSU	86-64	1/27/99
22	at Ole Miss	85-63	2/27/93
24. 21	Alabama	102-81	2/16/94
21	at Ole Miss	114-93	1/18/92
21	Mississippi State	99-78	1/15/92

LARGEST SEC LOSING MARGINS

Margin	Opponent	Score	Year
1. 32	at Mississippi State	78-46	02/09/16
32	at Florida	75-43	1/22/11
3. 31	at Kentucky	101-70	1/23/10
4. 30	at Missouri	93-63	3/5/13
30	Florida	98-68	2/18/12
30	at Mississippi St.	84-54	2/8/03
7. 29	vs. LSU (New Orleans, La.)	85-56	3/13/03
8. 25	at Alabama	83-58	3/8/14
25	at Mississippi St.	80-55	1/15/05
25	at Auburn	101-76	1/6/96
11. 24	at Mississippi St.	84-60	2/14/07



Lee Mayberry set the program record for games played with 139 and also made a record 96 consecutive starts along the way.

Individual

Consecutive Games Started

96, Lee Mayberry (11/27/88; 2/23/91)

Most Games Played in a Career

139, Lee Mayberry (89-92)

Consecutive Free Throws Made

48, Rickey Medlock (12/21/74; 3/4/75, 20 g)

Consecutive Games with a 3-Point Field Goal

60, Pat Bradley (1997-98)

Most Points in Consecutive Games

82, Martin Terry (35 at TCU, 2/20/73;
47 vs. SMU, 2/24/73)

Double-Doubles in a Career

42, Dean Tolson, 1972-74;
36, Joe Kleine, 1983-85;
34, Derek Hood, 1996-99

Double-Doubles in a Season

18, Derek Hood, 1999;
16, Dean Tolson, 1974;
15, Joe Kleine, 1984; Dean Tolson, 1973

Consecutive Double-Doubles

9, Dean Tolson, Feb. 2-March 2, 1974;
6, Derek Hood, Feb. 20-March 7, 1999

Triple-Doubles

Alvin Robertson, 23 points, 11 rebounds,
10 assists at Texas, 1/19/84 (W 70-66);
Courtney Fortson, 20 points, 10 rebounds, 11
assists vs. North Carolina Central,
12/10/08 (W 98-70)

Team

All-Time Record

1,621-917 (.640), 93 seasons

All-Time Conference Record

798-524 (.608)

All-Time SEC Record

213-195 (.523), 25 seasons

All-Time SWC Record

586-330 (.640), 68 seasons

All-Time Conference Tournament Record

45-34 (.570)

All-Time SEC Tournament Record

22-24 (.478)

All-Time SWC Tournament Record

23-10 (.697)

All-Time NCAA Tournament Record

41-30 (.577)

All-Time Record as a Ranked Team

389-108 (.782): 172-13 at home (.930);
108-52 away (.675); 109-43 at neutral
sites (.717)

All-Time Record as a Top 10 Ranked Team

190-43 (.815): 80-4 at home (.952); 47-21
away (.691); 63-18 at neutral sites (.778)

All-Time Record as a Top Five Team

113-24 (.825): 52-1 at home (.981); 28-15
away (.651); 33-8 at neutral sites (.805)

All-Time Record as the No. 1-Ranked Team

16-4 (.800): 8-0 at home (1.000); 6-2 away
(.750); 2-2 at neutral sites (.500)

All-Time Record vs. Ranked Teams

89-127 (.412): 46-26 at home (.639); 12-53
away (.185); 31-48 at neutral sites (.392)

All-Time Record vs. Top 10 Teams

23-51 (.311): 16-7 at home (.696); 2-23
away (.080); 5-21 at neutral sites (.192)

All-Time Record vs. Top Five Teams

16-36 (.308): 9-4 at home (.692); 1-16
away (.059); 6-16 at neutral sites (.273)

All-Time Record vs. No. 1 Ranked Teams

1-9 (.100): 0-1 at home (.000); 0-3 away
(.000); 1-5 at neutral sites (.167)

All-Time Record in Top 25 Matchups

38-43 (.469): 13-4 at home (.765); 3-15
away (.167); 22-24 at neutral sites (.478)

Barnhill Arena All-Time Record

313-103 (.752)

Bud Walton Arena All-Time Record

317-74 (.811)

All-Time Record at Little Rock/North Little Rock, Ark.

84-26 (.764)

All-Time Record at Pine Bluff, Ark.

28-2 (.933)

Consecutive Winning Seasons

26 (1924-49)

Consecutive Non-Losing Seasons

28 (1924-51)

Consecutive Season-Opening Wins

25 (1924-48)

Longest Winning Streak

31 Games (1927-29)

Consecutive Conference Wins

21 (1926-29)

Consecutive Conference Losses

9 (1970-71)

Fewest Wins

5 (69-70, 70-71)

Fewest Losses

1 (27-28, 28-29)

Fewest Points

519 (16 games 1926-27)
643 (20 games or more 1929-30)

Greatest Scoring Margin

19.2 (90-91)

Lowest Scoring Average

28.0 (29-30, 643 in 23 games)

Worst Winning Percentage

.192 (5 wins 21 losses, 1970-71)

Most Points Allowed

3115 (1994-95; 39 games)

Fewest Points Allowed

374 (16 games; 1926-27)
448 (20 games or more 1925-26)

Longest Losing Streak

10 games (1970-71)

Fewest Personal Fouls

434 (1965-66)

Fewest Rebounds

862 (1981-82)

Smallest Victory Margin

67 one-point games (Last game 62-61
at Alabama, 03/02/16)

Smallest Defeat Margin

63 one-point games (Last game 86-85 at
Missouri, 2/13/14)

Most Points in a Loss

110 vs. Baylor (111) OT, 3/2/71

All-Time Overtime Record

47-38, .553 (7-2 in 2 OT; 0-1 in 3OT)

Last OT Game

Arkansas 75, Texas Tech 68, 01/30/16

Last 2 OT Game

Arkansas 88, Auburn 80, 1/16/13

Last 3 OT Game

Houston 90, Arkansas 84, 2/9/80

Most OT Games in a Season

5, 2x, last in 2015-16 (2 wins, 3 losses)

Most Points Opponent Floor

117 (Arkansas 117, Auburn 105, 1/15/94)

Most Points Neutral Floor

120 (Arkansas 120, Texas 89, 3/10/91; Arkansas
120, Loyola-Marymount 101, 3/16/89)

Most Points 1st Half

78 vs. US International, 12/9/89

Most Points 2nd Half

88 vs. US International, 12/9/89

Most Points in OT

19 vs. LSU, 3/3/92; Arkansas 106, LSU 92

Fewest Points, Both Teams

28 (SMU 17, Arkansas 11 in 1923)

Fewest Points Allowed

6 (Arkansas 64, Fort Smith National
Guard 6 in 1925)

Modern Record for Fewest Points Allowed (since 1935)

14 (Arkansas 39, Baylor 14 in 1936)

Fewest Turnovers

3 at Missouri, 1/24/15

**NCAA Tournament Results (41-30, .577)**

31 NCAA Tournament bids [30 appearances]

2015 WEST REGIONAL

2nd rnd: Arkansas 56, Wofford 53
3rd rnd: North Carolina 87, Arkansas 78

2008 EAST REGIONAL

1st rnd: Arkansas 86, Indiana 72
2nd rnd: North Carolina 108, Arkansas 77

2007 EAST REGIONAL

1st rnd: Southern California 77, Arkansas 60

2006 OAKLAND REGIONAL

1st rnd: Bucknell 59, Arkansas 55

2001 WEST REGIONAL

1st rnd: Georgetown 63, Arkansas 61

2000 SOUTH REGIONAL

1st rnd: Miami (Fla.) 75, Arkansas 71

1999 WEST REGIONAL

1st rnd: Arkansas 94, Siena 80
2nd rnd: Iowa 82, Arkansas 72

1998 WEST REGIONAL

1st rnd: Arkansas 74, Nebraska 65
2nd rnd: Utah 69, Arkansas 65

1996 EAST REGIONAL

1st rnd: Arkansas 86, Penn State 80
2nd rnd: Arkansas 65, Marquette 56
Regional semifinal (Sweet 16)
Massachusetts 79, Arkansas 63

1995 MIDWEST REGIONAL

1st rnd: Arkansas 79, Texas Southern 78
2nd rnd: Arkansas 96, Syracuse 94 (OT)
Regional semifinal (Sweet 16)
Arkansas 96, Memphis 91 (OT)
Regional Final (Elite Eight)
Arkansas 68, Virginia 61
FINAL FOUR
Semifinal
Arkansas 75, North Carolina 68
Championship game
UCLA 89, Arkansas 78
National Runner-Up

1994 MIDWEST REGIONAL

1st rnd: Arkansas 94, North Carolina A&T 79
2nd rnd: Arkansas 85, Georgetown 73
Regional semifinal (Sweet 16)
Arkansas 103, Tulsa 84
Regional final (Elite Eight)
Arkansas 76, Michigan 68
FINAL FOUR
Semifinal
Arkansas 91, Arizona 82
Championship game
Arkansas 76, Duke 72
National Champion

1993 EAST REGIONAL

1st rnd: Arkansas 94, Holy Cross 64
2nd rnd: Arkansas 80, St. John's 74
Regional semifinal (Sweet 16)
North Carolina 80, Arkansas 74

1992 MIDWEST REGIONAL

1st rnd: Arkansas 80, Murray State 60
2nd rnd: Memphis State 82, Arkansas 80

1991 SOUTHEAST REGIONAL

1st rnd: Arkansas 117, Georgia State 76
2nd rnd: Arkansas 97, Arizona State 90
Regional semifinal (Sweet 16)
Arkansas 93, Alabama 70
Regional final (Elite Eight)
Kansas 93, Arkansas 81

1990 MIDWEST REGIONAL

1st rnd: Arkansas 68, Princeton 64
2nd rnd: Arkansas 86, Dayton 84
Regional semifinal (Sweet 16)
Arkansas 96, North Carolina 73
Regional final (Elite Eight)
Arkansas 88, Texas 85
FINAL FOUR
Semifinal
Duke 97, Arkansas 83

1989 MIDWEST REGIONAL

1st rnd: Arkansas 120, Loyola-Marymount 101
2nd rnd: Louisville 93, Arkansas 74

1988 SOUTHEAST REGIONAL

1st rnd: Villanova 82, Arkansas 74

1985 WEST REGIONAL

1st rnd: Arkansas 63, Iowa 54
2nd rnd: St. John's 68, Arkansas 65

1984 EAST REGIONAL

2nd rnd: Virginia 53, Arkansas 51 (OT)

1983 MIDEAST REGIONAL

2nd rnd: Arkansas 78, Purdue 68
Regional semifinal (Sweet 16)
Louisville 65, Arkansas 63

1982 MIDWEST REGIONAL

2nd rnd: Kansas State 65, Arkansas 64

1981 MIDWEST REGIONAL

1st rnd: Arkansas 73, Mercer 67
2nd rnd: Arkansas 74, Louisville 73
Regional semifinal (Sweet 16)
LSU 72, Arkansas 56

1980 MIDWEST REGIONAL

1st rnd: Kansas State 71, Arkansas 53

1979 MIDWEST REGIONAL

2nd rnd: Arkansas 74, Weber State 63
Regional semifinal (Sweet 16)
Arkansas 73, Louisville 62
Regional final (Elite Eight)
Indiana State 73, Arkansas 71

1978 FAR WEST REGIONAL

1st rnd: Arkansas 73, Weber State 52
Regional semifinal (Sweet 16)
Arkansas 74, UCLA 70
Regional final (Elite Eight)
Arkansas 61, California St.-Fullerton 58
FINAL FOUR
Semifinal
Kentucky 64, Arkansas 59
Third-place game
Arkansas 71, Notre Dame 69

1977 MIDWEST REGIONAL

1st rnd: Wake Forest 86, Arkansas 80

1958 WEST REGIONAL

Regional final (Elite Eight)
Oklahoma State 65, Arkansas 40
Regional consolation
Cincinnati 97, Arkansas 62

1949 WESTERN REGIONAL

Regional final (Elite Eight)
Oregon State 56, Arkansas 38
Regional consolation
Arkansas 64, Wyoming 40

1945 WESTERN REGIONAL

Regional final (Elite Eight)
Arkansas 79, Oregon 76
FINAL FOUR
Oklahoma A&M 68, Arkansas 41

1941 WESTERN REGIONAL

Regional final (Elite Eight)
Arkansas 52, Wyoming 40
FINAL FOUR
Semifinal
Washington State 64, Arkansas 53

* Arkansas received a bid in 1944 but was unable to participate due to an automobile accident prior to the tournament.

National Invitation Tournament Results (5-4, .556)

2014 at Arkansas 91, Indiana State 71
at California 75, Arkansas 64 (2nd round)

1997 at Arkansas 101, Northern Arizona 75
at Arkansas 76, Pittsburgh 71 (2nd round)
at Arkansas 86, Nevada-Las Vegas 73 (quarterfinals)
FINAL FOUR (New York, N.Y.)
Michigan 77, Arkansas 62 (semifinals)
Connecticut 74, Arkansas 64 (3rd place)

1987 at Arkansas 67, Arkansas St. 64 (OT)
at Nebraska 78, Arkansas 71 (2nd round)

Preseason NIT Results (4-2, .667)

2002 at Arkansas 64, Maine 47
Wake Forest 76, at Arkansas 71

1991 at Arkansas 107, Vanderbilt 70
at Arkansas 110, Oklahoma 88
FINAL FOUR (New York, N.Y.)
Arkansas 98, Duke 88 (semifinals)
Arizona 89, Arkansas 77 (finals)



Individual Records

Most Points

Single-Game: 34, Mario Credit vs. Loyola-Marymount, March 16, 1989
 Career: 291, Corliss Williamson (1993-95) (15 games)

Field Goals Made

Single-Game: 14, Mario Credit vs. Loyola-Marymount, March 16, 1989 (21 attempts)
 14, Todd Day vs. Alabama, March 21, 1991 (24 attempts)
 Career: 123, Corliss Williamson (1993-95) (207 attempts; 15 games)

Field Goals Attempted

Single-Game: 24, Todd Day vs. Alabama, March 21, 1989 (14 made)
 24, Corliss Williamson vs. Duke, April 4, 1994 (10 made)
 Career: 207, Corliss Williamson (1993-95) (123 made; 15 games)

Field Goal Percentage (min 8 attempts)

Single-Game: 1.000, Steve Schall vs. Weber State, March 11, 1979 (9-9)
 .889, Michael Qualls vs. Wofford, March 19, 2015 (8-9)

Free Throws Attempted

Single-Game: 14, Sidney Moncrief vs. Louisville, March 15, 1979 (13 made)
 14, Darrell Walker vs. Purdue, March 19, 1983 (7 made)
 Career: 82, Corliss Williamson (1993-95) (57 made; 15 games)

Free Throws Made

Single-Game: 13, Sidney Moncrief vs. Louisville, March 15, 1979 (14 attempts)
 Career: 57, Corliss Williamson (1993-95) (82 attempts; 15 games)

Free Throw Percentage (min 8 attempts)

Single-Game: 1.000, Scott Hastings (8-8) vs. Louisville, March 14, 1981
 .909, Michael Qualls (10-11) vs. North Carolina, March 21, 2015
 Career: .901, Darrell Hawkins, 20-22 (1989-90, '91-92) (9 games)

Assists

Single-Game: 12, Keith Wilson vs. Loyola-Marymount, March 16, 1989
 Career: 69, Lee Mayberry (1989-92) (13 games)

Steals

Single-Game: 8, Alvin Robertson vs. Purdue, March 19, 1983
 8, Alvin Robertson vs. Virginia, March 18, 1984
 Career: 31, Lee Mayberry (1989-92) (13 games)

Blocks

Single-Game: 5, Corliss Williamson vs. Tulsa, March 25, 1994
 Career: 23, Oliver Miller (1989-92) (13 games)

Turnovers

Single-Game: 10, Jim Counce vs. Wake Forest, March 12, 1977

Minutes Played

Single-Game: 45, Joe Kleine and Alvin Robertson vs. Virginia, March 18, 1984
 Career: 483, Corliss Williamson (1993-95) (15 games)

Team Records

Points

Most: 120, vs. Loyola-Marymount, March 16, 1989
 Least: 38, vs. Oregon State, 1949

Field Goals Attempted

Most: 98, vs. Louisville, March 18, 1989 (35 made)
 Least: 42, vs. Virginia, March 18, 1984 (20 made)

Field Goals Made

Most: 47, vs. Loyola-Marymount, March 16, 1989 (81 attempts)
 Least: 13, vs. Oregon State, March 18, 1949 (63 attempts)

Field Goal Percentage

High: .680, vs. Wake Forest, March 12, 1977 (31-63)
 Low: .206, vs. Oregon State, March 18, 1949 (13-63)

Free Throws Made

Most: 31, vs. Georgia State, March 15, 1991 (42 attempts)
 Least: 3, vs. Cal State-Fullerton, March 18, 1978 (6 attempts)

Free Throws Attempted

Most: 42, vs. Georgia State, March 15, 1991 (31 made)
 Least: 6, vs. Cal State-Fullerton, March 18, 1978 (3 made)

Free Throw Percentage (min 10 attempts)

High: .905, vs. Nebraska, March 12, 1998 (19-21)
 Low: .425, vs. Mercer, March 12, 1981 (19-40)

Assists

Most: 32, vs. Georgia State, March 15, 1991
 Least: 3, vs. Villanova, March 18, 1988

Steals

Most: 18, vs. Holy Cross, March 18, 1993
 Least: 0, vs. Indiana State, March 17, 1979

Blocks

Most: 8, vs. Georgia State, March 15, 1991
 Least: 0, twice

Turnovers

Most: 25, vs. Massachusetts, March 21, 1996
 Least: 7, vs. St. John's, March 20, 1993

Opponent Single-Game Team Records

Points

Most: 108, vs. N. Carolina, March 23, 2008
 Least: 40, vs. Wyoming, 1941

Field Goals Attempted

Most: 98, vs. Loyola-Marymount, March 16, 1989 (35 made)
 Least: 39, vs. St. John's, March 16, 1985 (23 made)

Field Goals Made

Most: 44, vs. N. Carolina, March 23, 2008 (65 attempts)
 Least: 15, vs. Marquette, March 21, 1996 (56 attempts)

Field Goal Percentage

High: .677, vs. N. Carolina, March 23, 2008 (44-65)
 Low: .268, vs. Marquette, March 16, 1996 (15-56)

Free Throws Made

Most: 29, vs. North Carolina, March 21, 2015 (37 attempts)
 Least: 2, vs. UCLA, March 16, 1978 (8 attempts)

Free Throws Attempted

Most: 39, vs. Duke, March 31, 1990 (28 made)
 Least: 5, vs. Virginia, March 18, 1984 (3 made)

Free Throw Percentage

High: .920, vs. Southern California, March 16, 2007 (23-25)
 Low: .250, vs. UCLA, March 16, 1978 (2-8)

Assists

Most: 28, vs. Louisville, March 18, 1989; North Carolina, March 23, 2008
 Least: 7, vs. Utah, March 14, 1998

Steals

Most: 16, vs. North Carolina A&T, March 18, 1994
 Least: 0, several times

Blocks

Most: 8, vs. Louisville, March 14, 1981
 Least: 0, several times

Turnovers

Most: 32, vs. Georgia St., March 15, 1991
 Least: 7, vs. Indiana State, March 17, 1979; North Carolina, March 23, 2008; Wofford, March 19, 2015



ALL-TIME SERIES STANDINGS

Air Force	1-1
Akron	0-1
Alabama	31-28
Alabama A&M	1-0
Alabama-Birmingham	2-2
Alabama State	8-0
Alaska-Anchorage	1-0
Alcorn State	5-0
Albright (Pa.)	0-1
American University (PR)	0-1
Appalachian State	1-1
Arizona	6-2
Arizona State	1-1
Arkansas State	5-0
Arkansas Tech	1-0
Auburn	32-17
Austin Peay	2-0
Baptist College	1-0
Baylor	94-47
Bethune-Cookman	3-0
Biscayne	1-0
Boise State	1-0
Brigham Young	0-1
Bucknell	0-1
Butler	0-1
California	1-2
California-Davis	1-0
Cal State-Fullerton	1-0
California Hayward	1-0
Canisius (N.Y.)	0-1
Centenary	21-4
Central Arkansas	4-0
Central Florida	1-0
Central Michigan	1-0
Central Missouri College	1-0
Central Missouri State	3-0
Central Oklahoma State	2-0
Chaminade	1-0
Charleston Southern	1-0
Charlotte	1-0
Chicago State	1-0
Cincinnati	1-3
City College, NY	2-0
Clemson	2-1
Coastal Carolina	2-0
College of Charleston	1-0
College of Ozarks	3-0
Connecticut	0-3
Cornell	0-1
Creighton	1-1
Culver-Stockton (Mo.)	1-0
Dayton	2-1
Delaware State	6-0
Denver University	1-0
DePaul	0-1
Drake	1-0
Drury College	10-1
Duke	2-1
East Central Oklahoma	3-0
Eastern Kentucky	2-0
Eastern Michigan	1-0
East New Mexico	1-0
East Tennessee State	1-1
Elon	1-0
Evansville	1-0
Florida	11-20
Florida A&M	4-0
Florida Gulf Coast	1-0
Florida State	1-1
Fordham	1-1
Fresno State	1-0
Gardner-Webb	1-0
Georgetown	2-2
Georgia	20-15
Georgia Southern	1-0
Georgia State	2-0
Georgia Tech	1-4
Gonzaga	0-1
Grambling	5-0
Hardin-Simmons	3-1
Hartford	1-0
Hawaii	2-0
Hendrix	8-0
High Point	1-0
Hofstra	2-0
Holy Cross	1-0
Houston	21-17
Idaho State	0-2
Illinois	0-5
Illinois State	0-1
Indiana	1-1
Indiana State	3-2
Iona	1-0
Iowa	2-3
Iowa State	1-4
Jackson State	12-0
Jacksonville State	1-0
Jacksonville Univ.	1-0
Kansas	5-8
Kansas State	3-7
Kent State	1-0
Kentucky	11-28
Kentucky Wesleyan	0-1
Lamar Tech	1-0
LaSalle	0-1
Lipscomb	1-0
Long Island	0-1
Longwood	1-0
Louisiana-Lafayette	2-1
Louisiana-Monroe	8-1
Louisiana State (LSU)	33-28
Louisiana Tech	6-0
Louisville	3-4
Loyola (Calif.)	3-0
Loyola (Chicago)	0-1
Loyola (New Orleans)	1-0
MacMurray (Ill.)	1-0
Maine	1-0
Marist	1-0
Maryland	1-2
Maryland-Eastern Shore	1-0
Marquette	1-0
Massachusetts	0-2
McNeese State	1-0
Memphis	11-10
Mercer	4-1
Mexico University	1-0
Miami, Florida	0-1
Michigan	3-4
Michigan State	0-2
Milwaukee	1-0
Minnesota	3-1
Mississippi (Ole Miss)	43-32
Mississippi College	1-0
Mississippi State	33-26
Mississippi Valley State	5-0
Missouri	24-21
Missouri State	18-6
Missouri-Kansas City	1-0
Missouri-St. Louis	4-1
Missouri Western	1-0
Montevallo	3-0
Morgan State	1-1
Murray State	4-2
Nebraska	6-2
Nevada-Las Vegas	1-2
New Mexico State	2-0
New York University	0-3
Nicholls State	1-0
North Carolina	3-5
North Carolina A&T	3-0
North Carolina Central	1-0
North Carolina-Greensboro	1-0
North Carolina State	0-1
North Florida	1-0
Northern Arizona	1-0
North Texas	14-0
Northeastern Illinois	1-0
NE Oklahoma State	24-0
NW Oklahoma State	1-0
Northwestern (La.) State	10-1
Notre Dame	1-0
Oakland	2-0
Ohio State	2-1
Oklahoma	15-12
Oklahoma State	14-36
Oklahoma City	8-4
Oral Roberts	9-2
Oregon	3-0
Oregon State	0-1
Ouachita Baptist	1-0
Penn State	1-0
Pepperdine	1-0
Pittsburg (Kan.) State	15-8
Pittsburgh	2-2
Portland State	1-0
Prairie View A&M	1-0
Princeton	1-0
Providence	1-2
Purdue	1-1
Quincy College	1-0
Radford	1-0
Rice	101-40
Rider College	1-0
Robert Morris	1-0
Rockhurst	4-0
St. John's	1-1
St. Peter's	2-0
Saint Louis	3-7
Samford	2-0
Sam Houston State	3-0
San Diego State	2-0
San Francisco	2-0
San Francisco State	0-1
Santa Clara	1-0
Savannah State	2-0
Seton Hall	1-0
Siena	1-0
SIU-Edwardsville	1-0
South Alabama	6-1
South Carolina	17-13
South Dakota	1-0
Southeast Missouri State	8-1
Southeastern Louisiana	5-0
Southeastern Oklahoma State	9-2
Southern Colorado	1-0
Southern California	0-3
Southern Illinois	3-2
SMU	96-58
Southern Mississippi	5-1
Southern (La.) University	2-0
Southern Utah	2-0
SW Kansas State	0-1
Southwestern (Tenn.)	1-0
Stanford	0-2
Stephen F. Austin	4-0
St. Joseph's (Pa.)	1-0
Syracuse	1-1
Tennessee	18-19
Tennessee-Chattanooga	1-0
Tennessee Martin	3-0
Tennessee State	3-0
Tennessee Tech	1-0
Texas	85-67
Texas State	3-0
Texas-Arlington	6-0
Texas-Pan American	2-0
Texas-San Antonio	5-0
Texas A&M	99-54
Texas Christian	104-38
Texas Southern	6-0
Texas Tech	39-39
Texas Wesleyan	1-0
Toledo	1-0
Troy	3-1
Tulane	5-0
Tulsa	36-23
U.C. Santa Barbara	0-1
UCLA	1-2
U.S. International	1-0
USC Upstate	1-0
Utah	0-1
Utah State	0-1
Utah Valley	2-0
Vanderbilt	21-11
Villanova	0-3
Virginia	3-4
Virginia Commonwealth	1-0
Virginia Military	2-1
Wabash	1-0
Wake Forest	3-5
Washburn	0-1
Washington (Mo.)	2-0
Washington State	0-1
Weber State	2-0
West Virginia	1-0
Western Carolina	1-1
Western Illinois	3-0
Westminster (Pa.)	0-1
West Texas State	2-1
Western Kentucky	4-2
Wichita State	1-1
Winthrop	1-0
Wisconsin	0-1
Wisconsin-Parkside	1-0
Wofford	2-0
Wyoming	2-1

ALL-TIME SERIES RESULTS

Air Force	
Tied 1-1	
Away: 0-1	
Neutral: 1-0	
1975-76	L 59-58
1976-77	W 72-54
Alabama	
Arkansas leads 31-28	
Since Ark. Joined the SEC in '91-'92: Arkansas, 25-24	
Home: 17-6	
Away: 6-20	
Neutral: 8-2	
1947-48	W 42-35
1949-50	W 41-33
1950-51	W 46-34
1954-55	L 84-67
1960-61	W 83-76
1967-68	L 82-65
1968-69	W 52-48
1986-87	L 87-76
1987-88	W 80-55
1990-91	W 93-70
1991-92	L 65-63
	W 90-87
	L 90-89
1992-93	W 74-66
	L 93-82
1993-94	L 66-64
	W 102-81
1994-95	L 88-70
	W 86-80
	W 69-58
1995-96	W 71-63
	L 98-89
1996-97	W 72-68
	W 73-53
1997-98	W 77-70
	L 65-63
1998-99	L 67-60
	L 84-79
	L 73-64
1999-00	W 81-66
	W 87-58
	W 66-63
2001-02	L 109-94
	W 67-59
2002-03	L 61-51
	W 81-70
2003-04	L 81-65
	L 72-68 (OT)
2004-05	L 64-61
	L 72-63
2005-06	L 78-75 (OT)
	W 65-63
2006-07	W 88-61
	W 63-57
2007-08	W 71-67 (OT)
	L 59-56
2008-09	W 89-80
	L 88-67
2009-10	W 71-59
	L 73-68
2010-11	W 70-65
	L 69-56
2011-12	L 72-66
	L 79-68
2012-13	L 59-56
2013-14	W 65-58
	L 83-58
2014-15	W 93-91 (OT)
2015-16	W 62-61
Alabama A&M	
Arkansas leads 1-0	
Home: 1-0	
2012-13	W 95-68
Alabama-Birmingham (UAB)	
Arkansas leads 2-2	
Home: 1-2	
Away: 1-0	
1989-90	W 109-95
1990-91	W 104-72
2009-10	L 73-72
2010-11	L 70-65 (OT)
Alabama State	
Arkansas leads 8-0	
Home: 6-0	
Neutral: 2-0	
1982-83	W 108-65
1983-84	W 86-80
1985-86	W 87-69
1991-92	W 96-80
1997-98	W 103-48
1998-99	W 73-43
2009-10	W 76-51
2014-15	W 97-79
Alaska-Anchorage	
Arkansas leads 1-0	
Neutral: 1-0	
1980-81	W 92-58
Alcorn State	
Arkansas leads 4-0	
Home: 4-0	
1987-88	W 101-55
1995-96	W 116-75
1999-00	W 102-59
2009-10	W 130-68
2012-13	W 97-59
Albright (Pa.)	
Albright leads 1-0	
Away: 0-1	
1943-44	L 47-40
American University (PR)	
Arkansas leads 1-0	
Away: 0-1	
1997-98	L 64-59
Appalachian State	
Tied 1-1	
Home: 1-0	
Neutral: 0-1	
2007-08	L 74-67
2009-10	W 81-72 (OT)
Arizona	
Arkansas leads 6-2	
Home: 2-1	
Away: 1-0	
Neutral: 3-1	
1948-49	W 65-44
1952-53	W 68-51
1966-67	W 65-61
1990-91	L 89-77
1991-92	W 65-59
1992-93	W 86-80
1993-94	W 91-82
1995-96	L 83-73
Arizona State	
Tied 1-1	
Neutral: 1-1	
1990-91	W 97-90
2012-13	L 83-68
Arkansas State	
Arkansas leads 5-0	
Home: 3-0	
Away: 1-0	
Neutral: 1-0	
1924-25	W 31-9
1925-26	W 32-14
1926-27	W 42-12
1947-48	W 76-59
1986-87	W 67-64
Arkansas Tech	
Arkansas leads 1-0	
Home: 1-0	
1950-51	W 50-45



SERIES RECORDS

1950-51	W 51-37 L 50-42 W 40-38	A H A		W 103-96 (OT) W 101-89 L 99-86	A H A		W 53-43 W 62-56 W 71-58	A H H	1987-88	L 74-67 W 79-58 W 76-64	A H N (Dallas)	W 110-89 W 74-72 W 90-71	A A H	
1951-52	L 62-51 W 45-44	A H		W 120-89 L 80-76	N (Dallas) A	1947-48	W 62-47 W 57-46	A A	1988-89	W 75-60 L 82-71	H A	W 1956-57	W 62-58 L 64-57	H A
1952-53	L 70-65 L 62-57	H A		W 67-61 L 96-85	H H	1948-49	W 62-47 W 61-46	H A	1989-90	W 94-84 W 100-84	N (Dallas) A	1957-58	W 65-49 W 56-46	H A
1953-54	L 66-65 L 64-61 L 67-57	N (Houston) A H		W 102-95 (OT) L 79-46	A A	1949-50	W 61-46 L 43-35 W 52-46	H A H	1990-91	W 114-100 W 113-88	H H	1958-59	L 52-45 L 76-71	A H
1954-55	L 75-74 W 79-74 W 70-67	A H A		Texas-Arlington Arkansas leads 6-0 Home: 4-0 Away: 1-0 Neutral: 1-0		1950-51	L 34-33 W 45-38 L 49-46	H H N (Dallas)	2010-11	W 111-72 W 108-61 L 71-62 (OT)	A N (Dallas) N (Dallas)	1959-60	W 74-60 W 66-61	H A
1955-56	W 79-69 W 89-76 W 67-66	H N (Houston) H		W 78-64 W 80-69	H H	1951-52	L 47-42 W 49-40 L 56-48	A A A	2012-13	L 69-51 W 73-62	H A	1960-61	W 96-76 W 64-61	A A
1956-57	W 70-54 W 83-67	A N (Houston)		W 87-78 W 85-73	N (LR) A	1952-53	W 45-38 W 80-55 W 67-54	H H A	2013-14	L 69-53	A	1961-62	W 90-80	H
1957-58	W 57-55 W 74-60 W 77-74	H H A		W 102-95 (OT) W 87-74	H H	1953-54	W 74-70 L 62-59 W 73-63	A A H	2014-15	W 81-75	H	1962-63	W 81-59 W 104-94	A H
1958-59	W 63-56 W 68-58	H N (Houston)		Texas-Pan American Arkansas leads 2-0 Home: 2-0		1954-55	W 80-49 W 98-66 W 61-52	N (Houston) H A	2015-16	W 81-75 L 92-69 W 74-71	H A H	1963-64	W 66-60 W 108-77	A H
1959-60	L 72-66 L 71-57	A H		W 70-56 W 66-38	H H	1955-56	W 73-65 W 63-46 W 67-51	H H A	Texas Christian (TCU) Arkansas leads 104-38 Home: 54-15 Away: 46-21 Neutral: 4-2			1964-65	W 88-70 W 96-72	A H
1960-61	L 68-58 W 74-59	A H		Texas-San Antonio Arkansas leads 5-0 Home: 3-0 Away: 1-0 Neutral: 1-0		1956-57	W 73-65 W 63-46 W 67-51	H H A	1923-24	L 31-30 L 23-21	L H	1965-66	L 88-85 W 91-73	A H
1961-62	L 73-59 L 61-60	H H		W 71-42 W 78-59	A H	1957-58	L 66-57 L 63-62 W 72-71	H H A	1924-25	L 28-26 W 21-20	A A	1966-67	L 78-61 W 83-78	A H
1962-63	L 69-63 L 99-86	H A		W 74-67 W 67-42	N (LR) H	1958-59	L 82-61 L 81-62 L 70-68	H H A	1925-26	W 24-23 L 30-15	H H	1967-68	W 68-67 L 77-75	H A
1963-64	W 58-53 L 80-67	H A		W 89-48	H	1959-60	L 77-68 L 82-61 L 81-62	H A H	1926-27	W 24-16 W 23-22	A A	1968-69	L 85-79 W 63-47	A H
1964-65	L 81-65 L 74-72	A N (LR)		W 89-48	H	1960-61	L 81-62 L 70-68 W 64-59	H H H	1927-28	W 23-18 W 28-24	H A	1969-70	L 82-68 L 97-95	H A
1965-66	W 93-82 L 74-70	H A		Texas A&M Arkansas leads 99-54 Since TAMU Joined the SEC in '12-'13: Tied, 3-3 Home: 55-14 Away: 37-36 Neutral: 7-4		1961-62	L 89-79 W 66-55 L 80-78	A H A	1928-29	W 41-24 W 66-26	A A	1970-71	L 89-87 L 92-86	H A
1966-67	L 71-62 L 67-61	A H		W 89-48	H	1962-63	W 66-55 L 72-64 L 60-57	H A H	1929-30	W 32-21 W 22-18	H H	1971-72	L 95-77 L 98-90	A H
1967-68	W 85-80 W 74-73	N (LR) A				1963-64	L 60-57 L 82-79 L 91-77	H H A	1930-31	L 35-26 W 30-29	A H	1972-73	W 90-75 W 96-95	H A
1968-69	L 67-59 W 69-65	A H				1964-65	W 94-71 W 47-46 L 60-53	H N (LR) A	1931-32	L 31-27 W 37-24	H A	1973-74	W 86-74 W 109-99	A H
1969-70	L 75-69 W 78-61	A H				1965-66	L 75-72 W 94-71 W 47-46	H H N (LR)	1932-33	L 29-19 L 30-26	A A	1974-75	W 70-61 W 81-57	A H
1970-71	L 88-79 W 88-87 (OT)	H A				1966-67	W 47-46 L 60-53 W 75-70	N (LR) A H	1933-34	W 31-15 L 28-21	H A	1975-76	W 100-65 W 83-66	H A
1971-72	L 117-93 L 92-86	A H				1967-68	W 75-70 L 71-67 L 73-68	H A A	1934-35	W 41-20 W 42-24	A A	1976-77	W 62-45 W 79-64	H A
1972-73	W 76-72 W 86-74	A H				1968-69	L 79-66 L 64-59 L 72-60	A H H	1935-36	W 47-15 W 40-29	H A	1977-78	W 84-42 W 90-51	H A
1973-74	L 96-81 L 99-82	H A				1969-70	L 64-59 L 72-60 L 87-83	H H A	1936-37	W 38-35 W 43-21	A A	1978-79	W 108-65 W 70-58	H A
1974-75	W 56-52 W 68-56	H A				1970-71	L 92-89 W 100-89 L 86-85	A H A	1937-38	W 53-26 W 57-38	H A	1980-81	W 74-47 W 85-51	H H
1975-76	L 59-57 W 75-68	A N (LR)				1971-72	W 84-73 L 108-82 L 86-80 (OT)	H A H	1938-39	W 44-32 W 51-38	A A	1981-82	W 63-48 W 62-59	A A
1976-77	W 86-58 W 73-61	A H				1972-73	W 84-73 L 108-82 L 86-80 (OT)	H A H	1939-40	W 59-45 W 52-36	H A	1982-83	W 79-69 W 80-70	H N (Dallas)
1977-78	L 75-69 W 75-71	A H				1973-74	W 97-86 W 95-89 (2OT)	H A	1940-41	W 67-42 W 66-43	A H	1983-84	W 64-56 L 61-59	A N (Dallas)
1978-79	L 66-63 W 68-58	H A				1974-75	W 95-89 (2OT) L 62-60 W 93-91 (2OT)	H A H	1941-42	W 41-33 W 63-37	H H	1984-85	W 70-62 W 55-48	A H
1979-80	W 39-38 W 55-50	N (Houston) A				1975-76	L 70-69 W 72-58 W 63-62	H H A	1942-43	L 37-25 W 33-23	N (Okla. City) A	1985-86	W 67-59 L 72-66 (OT)	H A
1980-81	W 60-59 W 64-62	H N (San Antonio)				1976-77	W 63-62 W 84-68 W 80-79	A H H	1943-44	W 71-50 W 60-29	H H	1986-87	L 71-62 L 73-71 (2OT)	A H
1981-82	L 62-60 W 54-48	H A				1977-78	W 84-68 W 80-79 L 74-69 (OT)	H H A	1944-45	W 37-33 W 60-35	A A	1987-88	W 80-77 L 73-66	H A
1982-83	W 54-48 L 76-73	N (LR) A				1978-79	W 60-56 W 60-56 L 45-39	A H H	1945-46	L 53-50 W 58-36	H H	1988-89	W 96-53 W 63-61	H A
1983-84	W 83-64 W 84-67	H A				1979-80	W 45-39 W 45-44 L 52-50	H H N (San Antonio)	1946-47	W 54-39 W 63-53	A A	1989-90	L 51-45 W 100-60	A H
1984-85	W 70-66 W 59-41	H A				1980-81	W 52-47 W 65-61 W 64-63	H H H	1947-48	W 37-30 W 47-38	H A	1990-91	W 93-79 L 81-79	H A
1985-86	W 64-58 W 60-51	H A				1981-82	W 92-75 W 66-64 W 62-55	H A H	1948-49	W 41-36 W 67-52	A H	1991-92	W 93-73 W 97-61	A H
1986-87	W 66-46 L 59-55	N (Dallas) A				1982-83	W 66-64 W 62-55 W 77-54	A H H	1949-50	W 52-43 W 45-39	A H	Texas Southern		
1987-88	L 61-57 W 79-62	H H				1983-84	W 77-54 W 59-58 W 49-47	H A N (Dallas)	1950-51	L 42-31 L 52-42	A H	Arkansas leads 6-0 Home: 4-0 Neutral: 2-0	W 97-79	N (LR)
1988-89	L 78-73 W 91-62	A H				1984-85	W 70-67 W 58-53 L 81-67	A H A	1951-52	W 56-45 L 68-56	N (LR) A	W 129-63	H	
1989-90	W 99-92 W 105-82	A H				1985-86	L 93-76 L 67-51 W 87-69	H H H	1952-53	L 49-46 L 65-63	H A	W 99-94	H	
1989-90	W 100-76 W 109-100	N (Dallas) H				1986-87	W 100-97 (2OT)	N (Dallas) A	1953-54	W 60-50 W 66-59	N (Houston) H	W 99-94	H	



Texas State	2015-16	W 75-68 (OT)	H	1993-94	W 93-91 (OT)	A	Villanova	Western Carolina				
Arkansas leads 3-0					W 103-84	N (Dallas)	Villanova leads 3-0	Tied 1-1				
Home: 3-0					W 82-63	H	Away: 0-1	Home: 1-1				
2001-02	W 90-68	H	Texas Wesleyan	1994-95	W 79-75	H	Neutral: 0-2	1998-99	W 90-54	H		
2002-03	W 70-60	H	Arkansas leads 1-0	2001-02	W 79-75	A	1983-84	L 58-54	A	2003-04	L 62-59 (OT)	H
2005-06	W 73-67	H	Neutral: 1-0	2002-03	L 61-60	A	1987-88	L 82-74	N (Cincinnati)			
			1942-43	W 52-46	N (Okla. City)	H	1998-99	L 76-63	N (Fairbanks, Alaska)			
Texas Tech			Toledo				Virginia	Western Illinois				
Tied, 39-39			Arkansas leads 1-0				Virginia leads 4-3	Arkansas leads 3-0				
Home: 24-11			Neutral: 1-0				Home: 1-0	Home: 2-0				
Away: 11-23			1962-63	W 58-55	N (Okla. City)		Away: 0-2	Away: 1-0				
Neutral: 4-5							Neutral: 2-2	1974-75	W 88-51	H		
1942-43	W 43-38	N (Okla. City)	Troy				1983-84	L 53-51 (OT)	N (E. Rutherford, N.J.)			
1957-58	W 71-67	N (Houston)	Arkansas leads 3-1				1984-85	L 54-52	A			
	W 58-55	H	Home: 2-1				1986-87	L 78-66	N (PB)			
	L 69-48	A	Neutral: 1-0				1987-88	W 66-52	A			
1958-59	L 72-62	N (Houston)	1996-97	W 137-70	H		1988-89	L 75-65	A			
	W 61-57	H	2002-03	L 74-66	H		1994-95	W 68-61	N (Seattle)			
	W 80-69	A	2004-05	W 89-54	N (St. Thomas, U.S. Virgin Islands)		1998-99	W 85-83	N (Fairbanks, Alaska)			
1959-60	L 82-79	A										
	W 78-55	H	2010-11	W 75-60	H							
1960-61	L 72-66	H										
	L 87-81	A	Tulane									
1961-62	L 66-64	H	Arkansas leads 5-0									
	L 76-64	A	Home: 1-0									
1962-63	L 80-75	A	Away: 3-0									
	W 83-78	H	Neutral: 1-0									
1963-64	L 93-84	A	1949-50	W 42-41	A							
	L 87-86	H	1972-73	W 87-83	A							
1964-65	L 93-78	A	1973-74	W 89-73	H							
	L 87-80	H	1975-76	W 67-55	N (LR)							
1965-66	W 74-65	H	1976-77	W 76-73	A							
	L 79-74	A										
1966-67	W 70-65	H	Tulsa									
	L 73-59	A	Arkansas leads 36-23									
1967-68	W 61-56	H	Home: 24-8									
	L 74-72	A	Away: 9-14									
1968-69	W 64-53	H	Neutral: 3-1									
	L 59-57	A	1931-32	W 33-28	H							
1969-70	L 50-48	A		W 37-29	H							
	L 76-71	N (LR)	1932-33	W 35-25	A							
1970-71	L 98-68	A		W 28-19	H							
	L 89-87	H	1933-34	W 18-13	H							
1971-72	L 76-73	H		L 25-24	A							
	L 86-85	A	1934-35	L 25-21	A							
1972-73	L 73-64	A		W 33-14	H							
	L 64-63	H	1935-36	W 47-30	A							
1973-74	L 80-77	H		W 42-28	H							
	L 89-83	A	1941-42	W 59-30	H							
1974-75	W 65-62	H		W 69-27	H							
	L 63-55	A	1946-47	W 56-21	H							
1975-76	W 92-86 (2OT)	H	1950-51	W 59-46	H							
	L 86-78	A		L 48-46	A							
	L 70-63	H		W 53-44	N (Okla. City)							
1976-77	W 41-38	A	1951-52	L 48-44	A							
	W 60-53	H		L 66-48	H							
1977-78	W 54-49	A	1952-53	L 69-50	A							
	W 58-49	H		L 61-50	H							
1978-79	W 63-57	H	1953-54	L 51-50	A							
	W 66-65	A		W 55-49	H							
	W 93-77	N (Houston)	1954-55	L 63-47	A							
1979-80	W 71-69 (OT)	A		W 68-60	H							
	W 84-60	H	1955-56	L 53-45	H							
1980-81	W 60-55	H		L 55-51	A							
	W 64-61	A	1956-57	W 77-70	A							
1981-82	L 79-74	A		W 52-43	H							
	W 67-61	H	1957-58	W 79-61	A							
1982-83	W 62-59	A		W 50-43	H							
	W 77-63	H	1958-59	L 54-52	H							
1983-84	W 67-57	H		L 61-54	A							
	W 55-49	A	1959-60	W 65-51	H							
1984-85	L 64-48	A		L 78-65	A							
	L 52-50	H	1960-61	L 64-59	A							
	L 67-64	N (Dallas)		W 66-58	H							
1985-86	L 48-46	H	1961-62	W 87-59	H							
	W 79-72 (OT)	A		W 99-77	A							
1986-87	L 95-73	A	1962-63	L 76-68	A							
	W 93-75	H		L 68-66	A							
	L 73-59	N (Dallas)	1963-64	L 95-86	A							
1987-88	W 69-48	H		W 65-64	H							
	W 75-65	A	1969-70	L 74-66	N (Memphis)							
1988-89	W 69-62	H	1972-73	L 85-81	H							
	L 84-73	A	1974-75	L 64-60	H							
1989-90	W 92-75	A	1976-77	W 81-66	A							
	W 100-77	H	1984-85	W 70-66	N (LR)							
1990-91	W 113-86	A	1987-88	L 68-47	A							
	W 87-69	H	1988-89	W 118-69	A							
2005-06	W 78-65	N (Dallas)	1991-92	W 74-64	A							
2006-07	L 71-56	N (NLR)	1992-93	W 101-87	H							



YEAR-BY-YEAR RECORDS

Season	Coach	Record	Conference	Finish	Postseason	Season	Coach	Record	Conference	Finish	Postseason
1923-24	Francis Schmidt	17-11	3-9	7th	--	1994-95	Nolan Richardson	32-7	12-4	T-1st West	NCAA Runner-up
1924-25	Francis Schmidt	21-5	9-3	3rd	--	1995-96	Nolan Richardson	20-13	9-7	T-2nd West	NCAA Reg. Semi
1925-26	Francis Schmidt	23-2	11-1	1st	--	1996-97	Nolan Richardson	18-14	8-8	2nd West	NIT Final Four
1926-27	Francis Schmidt	14-2	8-2	1st	--	1997-98	Nolan Richardson	24-9	11-5	2nd West	NCAA Second Round
1927-28	Francis Schmidt	19-1	12-0	1st	--	1998-99	Nolan Richardson	23-11	9-7	2nd West	NCAA Second Round
1928-29	Francis Schmidt	19-1	11-1	1st	--	1999-00	Nolan Richardson	19-15	7-9	3rd West	NCAA First Round
1929-30	Charles Bassett	16-7	10-2	1st	--	2000-01	Nolan Richardson	20-11	10-6	2nd West	NCAA First Round
1930-31	Charles Bassett	14-9	7-5	T-3rd	--	2001-02	Nolan Richardson**	14-15	6-10	T-4th West	--
1931-32	Charles Bassett	18-6	8-4	3rd	--	2002-03	Stan Heath	9-19	4-12	T-5th West	--
1932-33	Charles Bassett	14-7	6-6	4th	--	2003-04	Stan Heath	12-16	4-12	6th West	--
1933-34	Glen Rose	16-8	6-6	T-3rd	--	2004-05	Stan Heath	18-12	6-10	4th West	--
1934-35	Glen Rose	14-5	9-3	T-1st	--	2005-06	Stan Heath	22-10	10-6	T-2nd West	NCAA First Round
1935-36	Glen Rose	24-3	11-1	1st	--	2006-07	Stan Heath	21-14	7-9	3rd West	NCAA First Round
1936-37	Glen Rose	12-6	8-4	2nd	--	2007-08	John Pelphrey	23-12	9-7	2nd West	NCAA Second Round
1937-38	Glen Rose	19-3	11-1	1st	--	2008-09	John Pelphrey	14-16	2-14	6th West	--
1938-39	Glen Rose	18-5	9-3	2nd	--	2009-10	John Pelphrey	14-18	7-9	T-3rd West	--
1939-40	Glen Rose	12-10	6-6	4th	--	2010-11	John Pelphrey	18-13	7-9	T-3rd West	--
1940-41	Glen Rose	20-3	12-0	1st	NCAA Final Four	2011-12	Mike Anderson	18-14	6-10	9th	--
1941-42	Glen Rose	19-4	10-2	T-1st	--	2012-13	Mike Anderson	19-13	10-8	7th	--
1942-43	Eugene Lambert	19-7	8-4	3rd	--	2013-14	Mike Anderson	22-12	10-8	5th	NIT Second Round
1943-44	Eugene Lambert	16-8	11-1	T-1st	NCAA Selection*	2014-15	Mike Anderson	27-9	13-5	2nd	NCAA Third Round
1944-45	Eugene Lambert	17-9	9-3	2nd	NCAA Final Four	2015-16	Mike Anderson	16-16	9-9	8th	--
1945-46	Eugene Lambert	16-7	9-3	2nd	--	Totals	93 years	1,621-917	798-524		
1946-47	Eugene Lambert	14-10	8-4	T-2nd	--			(.639)	(.603)		
1947-48	Eugene Lambert	16-8	8-4	3rd	--						
1948-49	Eugene Lambert	15-11	9-3	T-1st	NCAA Regional						
1949-50	Presley Askew	12-12	8-4	T-1st	--						
1950-51	Presley Askew	13-11	7-5	4th	--						
1951-52	Presley Askew	10-14	4-8	T-6th	--						
1952-53	Glen Rose	10-11	4-8	T-5th	--						
1953-54	Glen Rose	13-9	6-6	T-3rd	--						
1954-55	Glen Rose	14-9	8-4	T-2nd	--						
1955-56	Glen Rose	11-12	9-3	2nd	--						
1956-57	Glen Rose	11-12	5-7	5th	--						
1957-58	Glen Rose	17-10	9-5	T-1st	NCAA Regional						
1958-59	Glen Rose	9-14	6-8	T-5th	--						
1959-60	Glen Rose	12-11	7-7	T-4th	--						
1960-61	Glen Rose	16-7	9-5	3rd	--						
1961-62	Glen Rose	14-10	5-9	6th	--						
1962-63	Glen Rose	13-11	8-6	4th	--						
1963-64	Glen Rose	9-14	6-8	6th	--						
1964-65	Glen Rose	9-14	5-9	5th	--						
1965-66	Glen Rose	13-10	7-7	T-4th	--						
1966-67	Duddy Waller	6-17	4-10	T-7th	--						
1967-68	Duddy Waller	10-14	7-7	5th	--						
1968-69	Duddy Waller	10-14	4-10	8th	--						
1969-70	Duddy Waller	5-19	3-11	8th	--						
1970-71	Lanny Van Eman	5-21	1-13	8th	--						
1971-72	Lanny Van Eman	8-18	5-9	6th	--						
1972-73	Lanny Van Eman	16-10	9-5	T-2nd	--						
1973-74	Lanny Van Eman	10-16	6-8	5th	--						
1974-75	Eddie Sutton	17-9	11-3	2nd	--						
1975-76	Eddie Sutton	19-9	9-7	4th	--						
1976-77	Eddie Sutton	26-2	16-0	1st	NCAA First Round						
1977-78	Eddie Sutton	32-4	14-2	T-1st	NCAA Final Four						
1978-79	Eddie Sutton	25-5	13-3	T-1st	NCAA Regional Final						
1979-80	Eddie Sutton	21-8	13-3	2nd	NCAA First Round						
1980-81	Eddie Sutton	24-8	13-3	1st	NCAA Regional Semifinal						
1981-82	Eddie Sutton	23-6	12-4	1st	NCAA Second Round						
1982-83	Eddie Sutton	26-4	14-2	2nd	NCAA Reg.Semifinal						
1983-84	Eddie Sutton	25-7	14-2	2nd	NCAA First Round						
1984-85	Eddie Sutton	22-13	10-6	2nd	NCAA Second Round						
1985-86	Nolan Richardson	12-16	4-12	7th	--						
1986-87	Nolan Richardson	19-14	8-8	5th	NIT Second Round						
1987-88	Nolan Richardson	21-9	11-5	T-2nd	NCAA First Round						
1988-89	Nolan Richardson	25-7	13-3	1st	NCAA Second Round						
1989-90	Nolan Richardson	30-5	14-2	1st	NCAA Final Four						
1990-91	Nolan Richardson	34-4	15-1	1st	NCAA Regional Final						
• Arkansas joins the Southeastern Conference •											
1991-92	Nolan Richardson	26-8	13-3	1st Overall	NCAA Second Round						
1992-93	Nolan Richardson	22-9	10-6	1st West	NCAA Regional Semifinal						
1993-94	Nolan Richardson	31-3	14-2	1st Overall	NCAA Champion						



Head Coach Nolan Richardson, with former President of the United States Bill Clinton, won 389 games and guided Arkansas to the Final Four three times from 1986-2002.



Years	Coach	Years	W	L	Pct.
1924-29	Francis Schmidt	6	113	22	.837
1930-33	Charles Bassett	4	62	29	.681
1934-42	Glen Rose	9	154	47	.766
1943-49	Eugene Lambert	7	113	60	.653
1950-52	Presley Askew	3	35	37	.486
1953-66	Glen Rose	14	171	154	.526
1967-70	Duddy Waller	4	31	64	.326
1971-74	Lanny Van Eman	4	39	65	.375
1975-85	Eddie Sutton	11	260	75	.776
1986-02	Nolan Richardson	17	389	169	.697
2003-07	Stan Heath	5	82	71	.536
2008-11	John Pelphrey	4	69	59	.539
2012-pres.	Mike Anderson	5	102	64	.614
Totals		93	1,621	917	.639




MIKE ANDERSON



PRESLEY ASKEW



CHARLES BASSETT




STAN HEATH




EUGENE LAMBERT



JOHN PELPHREY



NOLAN RICHARDSON



GLEN ROSE



FRANCIS SCHMIDT



EDDIE SUTTON



LARRY VAN EMAN



DUDDY WALLER



YEAR-BY-YEAR RESULTS

1923-24 17-11, 3-9 (7th) Coach: Francis Schmidt

Opponent	Site	W/L	Score
@NE Oklahoma St.	A	W	19-13
@NE Oklahoma St.	A	W	33-12
Boynton Boys School	H	W	46-18
Jonesboro YMCA	H	L	38-25
Gay Oil Company	H	W	34-19
North Little Rock High	H	W	35-28
Fort Smith Faculty	H	W	69-8
Ozark Athletic Club	H	W	61-36
NE Oklahoma St.	H	W	43-22
NE Oklahoma St.	H	W	42-14
Arkansas Normal	H	W	62-27
Arkansas Normal	H	W	34-14
Southwest Missouri St.	H	L	38-31
Southwest Missouri St.	H	W	22-21
SMU*	H	L	17-11
SMU*	H	W	21-15
TCU*	H	L	31-30
TCU*	H	L	23-21
Hendrix College	H	W	28-18
Hendrix College	H	W	39-21
@Baylor*	A	L	33-29
@Baylor*	A	W	28-14
@Texas A&M*	A	L	35-27
@Texas A&M*	A	L	32-17
@Rice*	A	L	22-19
@Rice*	A	W	29-22
Texas*	H	L	30-26
Texas*	H	L	32-21

* Southwest Conference games

1924-25 21-5, 9-3 (3rd) Coach: Francis Schmidt

Opponent	Site	W/L	Score
@College of the Ozarks	A	W	27-18
Gay Oil Company @ LR	N	W	31-13
England National Bank @ LR	N	W	31-22
Stuttgart Athletic Club	H	W	34-18
Jonesboro YMCA	H	W	28-24
Southeast Missouri St.	H	L	28-21
@Cairo (Ill.) Aces	A	W	35-7
@Bemis (Tenn.) YMCA	A	W	31-24
@Arkansas St.	A	W	31-9
@England Athletic Club	A	W	78-22
Hendrix College	H	W	40-16
Hendrix College	H	W	34-25
@SMU*	A	W	29-25
@SMU*	A	W	39-20
@TCU*	A	L	28-26
@TCU*	A	W	21-20
Baylor*	H	W	39-14
Baylor*	H	W	23-14
Rice*	H	W	37-19
Rice*	H	W	29-9
Texas A&M*	H	W	54-18
Texas A&M*	H	W	38-17
@Texas*	A	L	20-18
@Texas*	A	L	21-12
Oklahoma St.	H	W	21-17
Oklahoma St.	H	L	25-23

* Southwest Conference games

1925-26 23-2, 11-1 (1st) SWC champion Coach: Francis Schmidt

Opponent	Site	W/L	Score
@Ozark Athletic Club	A	W	81-7
@Fort Smith National Guard	A	W	64-6
Union Trust Company @ LR	N	W	35-22
England Athletic Club	H	W	64-18
@Jonesboro YMCA	A	W	29-22
@Arkansas St.	A	W	32-14
@Centralia (Ill.) Lions	A	W	29-13
@New Coliseum (St. Louis) Ath. Club	A	W	29-20
@St. Louis	A	L	40-30
Hendrix College	H	W	43-25
Hendrix College	H	W	39-21
SMU*	H	W	29-27
SMU*	H	W	28-8
@Baylor*	A	W	22-9
@Baylor*	A	W	19-14
Centenary	H	W	69-21
Centenary	H	W	43-9
Texas*	H	W	35-12
Texas*	H	W	27-7
@Rice*	A	W	54-15
@Rice*	A	W	25-17
@Texas A&M*	A	W	37-27
@Texas A&M*	A	W	35-21
TCU*	H	W	24-23
TCU*	H	L	30-15

* Southwest Conference games

1926-27 14-2, 8-2 (1st) SWC champion Coach: Francis Schmidt

Opponent	Site	W/L	Score
NE Oklahoma St.	H	W	27-13
NE Oklahoma St.	H	W	25-19
@Graham & Broening @ LR	A	W	38-34
@Southwestern Bell @ LR	A	W	42-26
@Jonesboro YMCA	A	W	49-25
@Arkansas St.	A	W	42-12
Rice*	H	W	36-18
Rice*	H	W	34-18
@TCU*	A	W	24-16
@TCU*	A	W	23-22
Texas A&M*	H	W	37-34
Texas A&M*	H	W	25-16
@Texas*	A	L	32-29
@Texas*	A	L	28-24
@SMU*	A	W	32-30
@SMU*	A	W	32-31

* Southwest Conference games

1927-28 19-1, 12-0 (1st) SWC champion Coach: Francis Schmidt

Opponent	Site	W/L	Score
NE Oklahoma St.	H	W	59-29
NE Oklahoma St.	H	W	61-24
@Drury College	A	W	39-20
@Southwest Missouri St.	A	L	45-31
@College of the Ozarks	A	W	53-27
@College of the Ozarks	A	W	59-20
TCU*	H	W	23-18
TCU*	H	W	28-24
Texas*	H	W	42-26
Texas*	H	W	59-29
Hendrix College	H	W	69-30
Hendrix College	H	W	50-24
@Baylor*	H	W	59-21
@Baylor*	H	W	34-21



Long before Bud Walton Arena and even Barnhill Arena, Arkansas played its home games in Schmitt's Barn.



SMU*	H	W	48-26
SMU*	H	W	34-22
@Rice*	A	W	20-11
@Rice*	A	W	28-23
@Texas A&M*	A	W	42-18
@Texas A&M*	A	W	46-31

*Southwest Conference games

Texas A&M*	H	W	30-19
Texas A&M*	H	L	37-34
@TCU*	A	L	35-26
@TCU*	A	W	30-29
St. Louis	H	W	33-30
Baylor*	H	L	29-27
Baylor*	H	W	29-25
Oklahoma St.	H	W	37-22
Oklahoma St.	H	W	29-22
@SMU*	A	W	32-27
@SMU*	A	L	40-27

*Southwest Conference games

Southwest Missouri St.	H	W	22-15
Tulsa	H	W	18-13
TCU*	H	W	31-15
TCU*	H	L	28-21
Oklahoma St.	H	W	46-22
Oklahoma St.	H	W	28-23
@Tulsa	A	L	25-24
@Baylor*	A	W	31-29
@Baylor*	A	L	31-20
Texas*	H	L	28-26
Texas*	H	W	32-29
@Rice*	A	W	31-20
@Rice*	A	L	25-22
@Texas A&M*	A	W	23-22
@Texas A&M*	A	L	35-23
SMU*	H	W	39-35
SMU*	H	L	44-37

*Southwest Conference games

1936-37
12-6, 8-4 (2nd)
Coach: Glen Rose

Opponent	Site	W/L	Score
Drake	H	W	31-22
SE Oklahoma St.	H	W	33-19
SE Oklahoma St.	H	W	39-28

Sugar Bowl Classic • New Orleans, La.

Opponent	Site	W/L	Score
Tennessee	N	W	42-34
Brown Paper Mill AAU	H	L	31-29
Baylor*	H	L	25-22
Baylor*	H	W	42-24
@SMU*	A	L	29-25
@SMU*	A	W	37-28
@Texas*	A	L	39-28
@Texas*	A	L	43-31
Texas A&M*	H	W	45-19
Texas A&M*	H	W	36-32
Rice*	H	W	52-29
Rice*	H	W	52-34
Phillips 66ers	H	L	39-33
@TCU*	A	W	38-35
@TCU*	A	W	43-21

*Southwest Conference games

1928-29
19-1, 11-1 (1st)
SWC champion
Coach: Francis Schmidt

Opponent	Site	W/L	Score
NE Oklahoma St.	H	W	54-28
NE Oklahoma St.	H	W	54-34
Little Rock All-Stars	H	W	32-21
@Fort Smith Collegians	A	W	45-22
@Jonesboro YMCA	A	W	43-30
@Earle Cardinals	A	W	47-25
@SMU*	A	W	32-26
@SMU*	A	W	39-17
@TCU*	A	W	41-24
@TCU*	A	W	66-26
Baylor*	H	W	59-24
Baylor*	H	W	71-23
Drury College	H	W	52-25
Drury College	H	W	42-22
@Texas*	A	W	48-32
@Texas*	A	L	36-25
Rice*	H	W	51-18
Rice*	H	W	44-13
Texas A&M*	H	W	49-32
Texas A&M*	H	W	38-29

*Southwest Conference games

1931-32
18-6, 8-4 (3rd)
Coach: Charles Bassett

Opponent	Site	W/L	Score
NE Oklahoma St.	H	W	36-29
NE Oklahoma St.	H	W	39-21
Tulsa	H	W	33-28
Tulsa	H	W	37-29
@Southwest Missouri St.	A	W	41-38
@Pittsburg (Kan.) St.	A	L	36-20
@Drury College	A	W	45-26
@St. Louis	A	L	25-23
Texas*	H	W	24-21
Texas*	H	L	27-25
Drury College	H	W	35-14
Pittsburg (Kan.) St.	H	W	32-21
SMU*	H	W	46-20
SMU*	H	W	29-20
@Baylor*	A	L	34-28
@Baylor*	A	W	42-31
TCU*	H	L	31-27
TCU*	H	W	37-24
St. Louis	H	W	33-19
Southwest Missouri St.	H	W	37-19
@Texas A&M*	A	L	28-23
@Rice*	A	W	25-23
@Rice*	A	W	34-19
@Texas A&M*	A	W	33-27

*Southwest Conference games

1934-35
14-5, 9-3 (1st)
SWC champion
Coach: Glen Rose

Opponent	Site	W/L	Score
NE Oklahoma St.	H	W	38-21
NE Oklahoma St.	H	W	53-14
@Tulsa	A	L	25-21
Diamond Oilers @ Tulsa	N	L	28-26
@East Central (Okla.) St.	A	W	50-21
Tulsa	H	W	33-14
Rice*	H	W	31-30
Rice*	H	W	37-19
@TCU*	A	W	41-20
@TCU*	A	W	42-24
Fort Smith Vehicle Sports	H	W	60-32
Baylor*	H	W	37-27
Baylor*	H	W	48-30
@Texas*	A	W	47-30
@Texas*	A	L	33-23
@SMU*	A	L	30-22
@SMU*	A	L	41-27
Texas A&M*	H	W	45-41
Texas A&M*	H	W	51-31

*Southwest Conference games

1929-30
16-7, 10-2 (1st)
SWC champion
Coach: Charles Bassett

Opponent	Site	W/L	Score
NE Oklahoma St.	H	W	57-26
NE Oklahoma St.	H	W	37-17
SE Oklahoma St.	H	W	32-29
SE Oklahoma St.	H	W	24-22
@Drury College	A	L	28-25
@St. Louis	A	L	32-13
@Southwest Missouri St.	A	L	40-21
@Pittsburg (Kan.) St.	A	L	36-23
@Pittsburg (Kan.) St.	A	L	51-20
TCU*	H	W	32-21
TCU*	H	W	22-18
Texas*	H	W	22-19
Texas*	H	L	29-27
@Baylor*	A	W	30-23
@Baylor*	A	W	27-21
@Oklahoma St.	A	W	30-20
@Oklahoma St.	A	W	30-23
SMU*	H	W	28-27
SMU*	H	W	44-29
@Texas A&M*	A	W	28-24
@Texas A&M*	A	W	25-23
@Rice*	A	W	30-26
@Rice*	A	L	37-16

*Southwest Conference games

1932-33
14-7, 6-6 (4th)
Coach: Charles Bassett

Opponent	Site	W/L	Score
@NE Oklahoma St.	A	W	31-16
NE Oklahoma St.	H	W	33-20
@Nebraska	A	W	41-24
@Creighton	A	L	29-28
@South Dakota	A	W	33-27
@Tulsa	A	W	35-25
North Texas St.	H	W	34-20
North Texas St.	H	W	36-26
@Texas*	A	L	36-28
@Texas*	A	L	31-28
Rice*	H	W	36-32
Rice*	H	W	33-23
@TCU*	A	L	29-19
@TCU*	A	L	30-26
@SMU*	A	W	40-23
@SMU*	A	W	26-25
Tulsa	H	W	28-19
Texas A&M*	H	L	25-21
Texas A&M*	H	L	25-23
Baylor*	H	W	34-19
Baylor*	H	W	39-30

*Southwest Conference games

1935-36
24-3, 11-1 (1st)
SWC champion
U.S. Olympic finalist
Coach: Glen Rose

Opponent	Site	W/L	Score
NE Oklahoma St.	H	W	47-19
NE Oklahoma St.	H	W	50-19
@Oklahoma St.	A	L	33-21
@Oklahoma St.	A	W	24-15
@Tulsa	A	W	47-30
@Fort Smith Vehicle Sports	A	W	52-24
@Central Arkansas	A	W	42-38
@Central Arkansas	A	W	66-27
Oklahoma Tire AAU	H	W	42-39
@Texas A&M*	A	W	22-18
@Texas A&M*	A	W	34-27
@Rice*	A	W	33-26
@Rice*	A	L	35-29
Tulsa	H	W	42-28
Tulsa	H	W	34-23
SMU*	H	W	40-28
SMU*	A	W	44-26
@Baylor*	A	W	39-14
TCU*	H	W	47-15
TCU*	H	W	40-29
Texas*	H	W	38-37
Texas*	H	W	43-31

U.S. Olympic Playoffs • Houston, Texas

Texas	N	W	27-16
Stephen F. Austin	N	W	53-24

U.S. Olympic Playoffs • Little Rock, Ark.

Western Kentucky	N	W	43-26
Western Kentucky	N	W	39-30

U.S. Olympic Playoffs • New York, N.Y.

Hollywood Universal	N	L	40-29
---------------------	---	---	-------

*Southwest Conference games

1937-38
19-3, 11-1 (1st)
SWC champion
Coach: Glen Rose

Opponent	Site	W/L	Score
Staf-O-Life AAU	H	W	52-26
@Murray St.	A	L	43-40
Ole Miss @ Memphis	N	W	47-43
Ole Miss @ LR	N	W	48-46

All College Tournament • At Oklahoma City, Okla.

NW Oklahoma St.	N	W	45-44
Central (Mo.) St.	N	W	43-36
SW Kansas St.	N	L	36-33
North Texas	N	W	32-21
@Texas A&M*	A	W	45-32
@Texas A&M*	A	W	33-22
Parks Clothiers AAU	H	W	28-25
Rice*	H	W	38-31
Rice*	H	W	59-37
Marianne (Ark.) AAU	H	W	57-25
TCU*	H	W	53-26
TCU*	H	W	57-38
Texas*	H	W	74-38
Texas*	H	W	42-37
@Baylor*	A	L	54-47
@Baylor*	A	W	54-45
SMU*	H	W	32-23
SMU*	H	W	34-26

*Southwest Conference games

1938-39
18-5, 9-3 (2nd)
Coach: Glen Rose

Opponent	Site	W/L	Score
SE Oklahoma St.	H	W	51-33
SE Oklahoma St.	H	W	36-21
Phillips 66ers	H	W	32-31
Drury College	H	W	44-21
Drury College	H	W	27-19
@Oklahoma	A	W	39-31
@Oklahoma	A	W	36-30
Parks Clothiers AAU	H	L	66-28

Sugar Bowl Classic • New Orleans, La.

Purdue	N	L	57-51
@Fort Smith Buick AAU	A	W	61-19
@SMU*	A	L	47-31
@SMU*	A	L	32-19
@Texas*	A	L	41-37
@Texas*	A	W	65-41
Baylor*	H	W	46-38
Baylor*	H	W	40-36
@TCU*	A	W	44-32
@TCU*	A	W	51-38
Parks Clothiers AAU	H	W	48-45
Texas A&M*	H	W	61-42

1930-31
14-9, 7-5 (T3rd)
Coach: Charles Bassett

Opponent	Site	W/L	Score
NE Oklahoma St.	H	W	36-29
NE Oklahoma St.	H	W	39-21
Pittsburg (Kan.) St.	H	L	40-31
Pittsburg (Kan.) St.	H	L	28-26
Colonial Baking AAU @ LR	N	W	30-27
Colonial Baking AAU @ LR	N	W	30-27
@Butler	A	L	37-21
@St. Louis	A	L	24-18
@Texas*	A	W	29-21
@Texas*	A	L	27-25
Rice*	H	W	36-32
Rice*	H	W	31-25

1933-34
16-8, 6-6 (3rd)
Coach: Glen Rose

Opponent	Site	W/L	Score
NE Oklahoma St.	H	W	30-19
NE Oklahoma St.	H	W	27-23
@Southwest Missouri St.	A	L	16-13
@Diamond Oilers @ Fort Smith	A	W	39-31
@Central Arkansas	A	W	54-30
Colonial Baking AAU @ LR	N	W	54-37
Colonial Baking AAU @ LR	N	W	37-28



YEAR-BY-YEAR RESULTS

Texas A&M*	H	W	66-38
@Rice*	A	W	50-45
@Rice*	A	W	40-35

*Southwest Conference games

1939-40 12-10, 6-6 (4th) Coach: Glen Rose

Opponent	Site	W/L	Score
SE Oklahoma St.	H	W	32-20
SE Oklahoma St.	H	L	26-25
Pittsburg (Kan.) St.	H	L	62-50
Pittsburg (Kan.) St.	H	W	49-42
Oklahoma	H	L	49-36
Oklahoma	H	W	40-38

All-College Tournament • Oklahoma City, Okla.

West Texas St.	N	W	48-43
Pittsburg (Kan.) St.	N	W	44-33
Oklahoma St.	N	L	32-26
Central (Mo.) St.	N	W	60-46

Texas*	H	L	52-33
Texas*	H	W	54-44
@Baylor*	A	L	40-24
@Baylor*	A	L	47-39
SMU*	H	W	75-40
SMU*	H	W	36-26
@Texas A&M*	A	W	37-25
@Texas A&M*	A	L	41-38
@Rice*	A	L	60-43
@Rice*	A	L	42-28
TCU*	H	W	59-45
TCU*	H	W	52-36

*Southwest Conference games

1940-41 20-3, 12-0 (1st) SWC champion NCAA Final Four Coach: Glen Rose

Opponent	Site	W/L	Score
Drury College	H	W	62-17
Drury College	H	W	46-20
@Murray St.	A	W	52-30
Southwestern (Tenn.)	H	W	58-35
Phillips 66ers @ LR	N	W	38-24
@Phillips 66ers	A	L	35-33
@Pittsburg (Kan.) St.	A	W	48-45
@Texas*	A	W	50-38
@Texas*	A	W	44-34
Texas A&M*	H	W	68-33
Texas A&M*	H	W	58-36
Pittsburg (Kan.) St.	H	W	71-45
Baylor*	H	W	62-48
Baylor*	H	W	36-31
Rice*	H	W	66-41
Rice*	H	W	48-43
Phillips 66ers @ Tulsa	N	L	31-26
@TCU*	A	W	67-42
@TCU*	A	W	66-43
@SMU*	A	W	40-23
@SMU*	A	W	40-32

NCAA Western Regional • Kansas City, Mo.

Wyoming	N	W	52-40
---------	---	---	-------

NCAA Final Four • Kansas City, Mo.

Washington St.	N	L	64-53
----------------	---	---	-------

*Southwest Conference games

1941-42 19-4, 10-2 (T1st) SWC champion Coach: Glen Rose

Opponent	Site	W/L	Score
SE Oklahoma St.	H	W	30-19
SE Oklahoma St.	H	W	38-36
Central (Okla.) St.	H	W	43-23
Central (Okla.) St.	H	W	42-25

All-College Tournament • Oklahoma City, Okla.

Central (Mo.) St.	N	W	44-36
West Texas St.	N	L	54-41
SMU	N	W	52-22
East Central (Okla.)	N	W	54-28

@Phillips 66ers	A	L	34-33
SMU*	H	W	35-33
SMU*	H	W	36-34
@Rice*	A	L	51-38
@Rice	A	W	55-47
Tulsa	H	W	59-30
@Baylor*	A	W	53-43
@Baylor*	A	W	50-45
@Texas A&M*	A	W	47-45
@Texas A&M*	A	W	40-31
Texas*	H	W	42-34
Texas*	H	L	58-37
Tulsa	H	W	69-27
TCU*	H	W	41-33
TCU*	H	W	63-37

*Southwest Conference games

1942-43 19-7, 8-4 (3rd) Coach: Eugene Lambert

Opponent	Site	W/L	Score
Camp Crowder (Mo.)	H	W	43-31
East Central (Okla.)	H	W	50-35
Pittsburg (Kan.) St.	H	W	57-46
@Camp Crowder (Mo.)	A	W	40-29
@Drury College	A	W	42-29
@Southwest Missouri St.	A	W	47-31
Ouachita College @ Fort Smith	N	W	44-29

All-College Tournament • Oklahoma City, Okla.

Texas Tech	N	W	43-38
Texas Wesleyan	N	W	52-46
Texas	N	W	66-44
TCU	N	L	37-25

@Phillips 66ers	A	L	48-27
Pittsburg (Kan.) St.	H	W	43-38
@St. Louis	A	L	43-37
@SMU*	A	W	39-35
@SMU*	A	W	36-29
Rice*	H	W	52-35
Rice*	H	L	41-37
Baylor*	H	W	68-35
Baylor*	H	W	40-38
@Texas*	A	L	45-31
@Texas*	A	L	48-35
Texas A&M*	H	W	74-49
Texas A&M*	H	L	67-52
@TCU*	A	W	33-23
@TCU*	A	W	54-39

*Southwest Conference games

1943-44 16-8, 11-1 (T1st) SWC champion Coach: Eugene Lambert

Opponent	Site	W/L	Score
Conway (Ark.) AAU	H	W	60-33
Pittsburg (Kan.) St.	H	W	42-37
Springfield (Mo.) AAU	H	W	65-40
@Camp Chaffee (Ark.)	A	W	58-52
@City College of New York	A	W	39-37
@Albright College	A	L	47-40
DePaul @ Buffalo, N.Y.	N	L	59-30
TCU*	H	W	71-50
TCU*	H	W	60-29
@Rice*	A	W	42-41
@Rice*	A	L	67-41
SMU*	H	W	68-58
SMU*	H	W	74-49
@Oklahoma St.	A	L	66-41
Oklahoma St. @ Oklahoma City	N	L	17-15
@Phillips 66ers	A	L	57-42
@Baylor*	A	W	45-28
@Baylor*	A	W	36-34
Texas*	H	W	59-48
Texas*	H	W	54-46
@Pittsburg (Kan.) St.	A	L	50-42
@Texas A&M*	A	W	70-35
@Texas A&M*	A	W	60-38
Champ Chaffee (Fort Smith)	H	L	58-42

*Southwest Conference games

1944-45 17-9, 9-3 (2nd) NCAA Final Four Coach: Eugene Lambert

Opponent	Site	W/L	Score
@Pittsburg (Kan.) St.	A	W	45-3
Blytheville AAB (Ark.)	H	W	76-45
@City College of New York	A	W	59-47
@Westminster College (Pa.)	A	L	71-61

All-College Tournament • Oklahoma City, Okla.

Denver	N	W	50-36
Oklahoma	N	W	54-51
Oklahoma St.	N	L	43-34
Baylor*	H	W	94-28
Baylor*	H	W	90-30
Phillips 66ers	H	L	60-40
Oklahoma St. @ LR	N	W	41-38
Oklahoma St. @ El Dorado	N	L	49-40
@Texas*	A	L	49-40
@Texas*	A	W	74-38
@Rice*	A	L	57-46
@Rice*	A	L	69-56
@TCU*	A	W	37-33
@TCU*	A	W	60-35
Pittsburg (Kan.) St.	H	W	76-45
@SMU*	A	W	59-52
@SMU*	A	W	65-49
Texas A&M*	H	W	80-21
Texas A&M*	H	W	87-36
Phillips 66ers	H	L	62-34

NCAA Western Regional • Kansas City, Mo.

Oregon	N	W	79-76
--------	---	---	-------

NCAA Final Four • Kansas City, Mo.

Oklahoma St.	N	L	68-41
--------------	---	---	-------

*Southwest Conference games

1945-46 16-7, 9-3 (2nd) Coach: Eugene Lambert

Opponent	Site	W/L	Score
Camp Chaffee (Ark.)	H	W	76-35
Sedalia AAB (Mo.)	H	W	101-37
Western Kentucky @ LR	N	W	66-46
Western Kentucky @ LR	N	W	67-38
Memphis NATC	H	W	52-47


@New York University	A	L	63-62
@Kentucky	A	L	67-42
Texas*	H	W	55-47
Texas*	H	W	90-63
@Baylor*	A	W	49-37
@Baylor*	A	L	40-28
Camp Hood (Texas)	H	W	62-53
SMU*	H	W	81-53
SMU*	H	W	74-56
Rice*	H	W	62-45
Rice*	H	W	68-25
TCU*	H	L	53-50
TCU*	H	W	58-36
@Oklahoma St.	A	L	53-29
Oklahoma St. @ Oklahoma City	N	L	46-31
Camp Robinson (Ark.)	H	W	64-53
@Texas A&M*	A	L	56-55
@Texas A&M*	A	W	53-43

*Southwest Conference games

1946-47 14-10, 8-4 (T-2nd) Coach: Eugene Lambert

Opponent	Site	W/L	Score
Tulsa	H	W	56-21
Southwest Missouri St. @ Joplin	N	W	62-55

Big Six Tournament • Kansas City, Mo.



George Kok's 22 points against Oregon in 1945 helped send Arkansas to its second Final Four.



Nebraska	N W	57-46
Kansas	N L	53-52
Kansas St.	N L	56-41
@New York University	A L	67-46
@St. Joseph's (Pa.)	A W	46-36
@Pittsburg (Kan.) St.	A L	53-52
Rice*	H W	52-51
Rice*	H W	66-53
@TCU*	A W	54-39
@TCU*	A W	63-53
University of Mexico	H W	55-37
Oklahoma St. @ LR	N L	42-38
Oklahoma St. @ Oklahoma City	N L	49-44 (OT)
Central Arkansas	H W	59-39
Baylor*	H W	55-50
Baylor*	H W	68-57
@SMU*	A L	64-62
@SMU*	A L	47-44
Texas A&M*	H W	62-56
Texas A&M*	H W	71-58
@Texas*	A L	49-44
@Texas*	A L	66-46

*Southwest Conference games

1947-48
16-8, 8-4 (3rd)
Coach: Eugene Lambert

Opponent	Site	W/L	Score
Pittsburg (Kan.) St.	H	W	75-42
Culver-Stockton (Mo.)	H	W	68-36
@New York University	A	L	85-62
@LaSalle (Pa.)	A	L	69-58
North Texas	H	W	62-49
Los Angeles Tournament • Los Angeles, Calif.			
Brigham Young	N	L	68-58
Loyola (Calif.)	N	W	60-47
Pepperdine	N	W	70-44

San Francisco Tournament • San Francisco, Calif.

@San Francisco	A	W	74-58
@Stanford	A	L	60-53
@Texas A&M*	A	W	58-51
@Texas A&M*	A	W	57-46
SMU*	H	W	47-40
SMU*	H	W	58-57
Alabama @ Memphis	N	W	42-35
@Arkansas St.	A	W	76-59
@Baylor*	A	L	42-38
@Baylor*	A	L	55-47
TCU*	H	W	37-30
TCU*	H	W	47-38
Texas*	H	W	54-40
Texas*	H	L	54-43
@Rice*	A	L	61-49
@Rice*	A	W	66-63 (OT)

*Southwest Conference games

1948-49
15-11, 9-3 (T-1st)
SWC champion
NCAA Regional Semifinal (Sweet 16)
Coach: Eugene Lambert

Opponent	Site	W/L	Score
@Phillips 66ers	A	L	58-40
Oklahoma City	H	W	31-29
@Oklahoma St.	A	L	53-28
@Long Island University	A	L	56-42
@Canisius	A	L	60-51
@Kentucky	A	L	76-39
Pittsburg (Kan.) St.	H	W	79-53
Oklahoma St.	H	L	50-45
Tennessee @ Memphis	N	W	58-55
Baylor*	H	L	41-37
Phillips 66ers @ LR	N	L	58-32
@SMU*	A	W	54-45
@TCU*	A	W	41-36
Rice*	H	L	49-48
Texas A&M*	H	W	62-47
@Baylor*	A	W	52-46
@Texas*	A	W	60-54
Texas*	H	W	54-50
SMU*	H	W	47-39
TCU*	H	W	67-52

@Rice*	A	L	54-48
@Texas A&M*	A	W	61-46
District VI Playoffs			
Rice	N	W	50-34
Arizona	N	W	65-44
NCAA Western Regional - Kansas City, Mo.			
Oregon St.	N	L	56-38
Wyoming	N	W	61-48

*Southwest Conference games

1949-50
12-12, 8-4 (T-1st)
SWC champion
Coach: Presley Askew

Opponent	Site	W/L	Score
Pittsburg (Kan.) St.	H	W	59-41
@Oklahoma St.	A	L	43-41
@LSU	A	L	62-46
@Tulane	A	W	42-41
@Illinois	A	L	65-53
@Indiana	A	L	75-50
Oklahoma St. @ LR	N	L	44-36

All-College Tournament • Oklahoma City, Okla.

Alabama	N	W	41-33
Wyoming	N	L	40-26
Oklahoma St.	N	L	57-33
Kentucky @ LR	N	L	57-53
Texas*	H	W	60-51
@Texas A&M*	A	L	43-35
@Rice*	A	W	60-56
SMU*	H	W	63-55
Baylor @ LR*	N	L	60-49
@Texas*	A	W	51-37
@Baylor*	A	L	52-42
Pittsburg (Kan.) St. @ LR	N	W	41-36
Texas A&M*	H	W	52-46
TCU*	H	W	52-43
Rice*	H	W	61-38
@SMU*	A	L	57-48
@TCU*	A	W	45-39

*Southwest Conference games

1950-51
13-11, 7-5 (4th)
Coach: Presley Askew

Opponent	Site	W/L	Score
Arkansas Tech	H	W	50-45
Tulsa	H	W	59-46
@Oklahoma St.	A	L	55-53
@Tulsa	A	L	48-46
Oklahoma St.	H	L	44-33
@Missouri	A	L	54-32
Ole Miss @ Memphis	N	W	45-35
Ole Miss @ LR	N	L	45-41

All-College Tournament • Oklahoma City, Okla.

Tulsa	N	W	53-44
Alabama	N	W	46-34
Oklahoma St.	N	L	54-41
@TCU*	A	L	42-31
@SMU*	A	L	60-45
Texas*	H	L	50-42
Baylor*	H	W	69-55
@Texas A&M*	A	L	34-33
@Rice*	A	W	50-42
SMU*	H	W	50-48
Texas A&M*	H	W	45-38
LSU @ LR	N	W	64-50
@Baylor*	A	W	55-44
@Texas*	A	W	40-38
TCU*	H	L	52-42
Rice @ LR*	N	W	57-43

*Southwest Conference games

1951-52
10-14, 4-8 (T-6th)
Coach: Presley Askew

Opponent	Site	W/L	Score
Central (Mo.) College	H	W	52-42
Phillips 66ers	H	L	74-39
Ole Miss @ LR	N	W	66-58
Ole Miss @ Memphis	N	W	68-66

@Tulsa	A	L	48-44
@Mississippi St.	A	L	79-39
Missouri	H	W	49-43
Tulsa	H	L	66-48

SWC Tournament • Dallas, Texas

Texas A&M	N	L	49-46
SMU	N	L	54-40
Baylor	N	W	58-44
Texas A&M*	H	L	47-42
@Texas*	A	L	62-51
@Baylor*	A	W	54-38
Rice*	H	L	48-46
Pittsburg (Kan.) St.	H	W	53-37
TCU @ LR*	N	W	56-54
SMU*	H	L	54-50
@Rice*	A	L	59-55
@Texas A&M*	A	W	49-40
Baylor*	H	L	44-39
@SMU*	A	L	57-48
@TCU*	A	L	68-56
Texas*	H	W	45-44

*Southwest Conference games

1952-53
10-11, 4-8 (T-5th)
Coach: Glen Rose

Opponent	Site	W/L	Score
@Tulsa	A	L	69-50
Mississippi St.	H	W	102-71
@Missouri	A	W	64-63
Ole Miss @ LR	N	W	104-72

SWC Tournament • Dallas, Texas

Arizona	N	W	68-51
SMU	N	L	65-62
Baylor	N	W	59-54
Tulsa	H	L	61-50
@Texas A&M*	A	L	56-48
@Texas*	A	L	62-57
Rice*	H	W	87-68
Baylor*	H	W	49-47
Pittsburg (Kan.) St.	H	W	79-63
TCU*	H	L	49-46
@SMU*	A	W	71-66
@Rice*	A	L	70-45
Texas*	H	L	70-65
Texas A&M*	H	W	66-46
@Baylor*	A	L	74-68
@TCU*	A	L	65-63
SMU*	H	L	79-74

*Southwest Conference games

1953-54
13-9, 6-6 (T-3rd)
Coach: Glen Rose

Opponent	Site	W/L	Score
@Tulsa	A	L	51-50
Northwestern (La.) St.	H	W	71-62
@Washington (Mo.)	A	W	69-55
Missouri	H	W	64-63
Washington (Mo.) @ LR	N	W	68-50

SWC Tournament • Houston, Texas

TCU	N	W	60-50
Texas	N	L	66-65
SMU	N	L	70-66
Tulsa	H	W	55-49
Ole Miss @ Memphis	N	W	89-76
@Texas*	A	L	64-61
@Baylor*	A	L	63-59
SMU*	H	W	61-58
Rice*	H	L	80-55
Texas A&M*	H	W	80-55
@TCU*	A	W	66-59
@SMU*	A	L	92-68
TCU*	H	W	70-55
Baylor*	H	W	73-51
@Rice*	A	L	76-62
@Texas A&M*	A	W	67-54
Texas*	H	L	67-57

*Southwest Conference games

1954-55
14-9, 8-4 (T-2nd)
Coach: Glen Rose

Opponent	Site	W/L	Score
Northwestern (La.) St.	H	L	74-68
@Oklahoma City	A	W	81-76
@Tulsa	A	L	63-47
@Missouri	A	L	77-58
Ole Miss @ LR	N	W	74-64

SWC Tournament • Houston, Texas

Rice	N	W	73-66
Alabama	N	L	84-67
Texas A&M	N	W	74-70
Tulsa	H	W	68-60
TCU*	H	W	67-62
@Texas A&M*	A	L	62-59
@Rice*	A	W	83-61
Baylor*	H	W	73-63
Oklahoma City	H	W	55-52
SMU*	H	W	85-74
@Texas*	A	L	75-74
@Baylor*	A	W	75-72
Rice*	H	W	86-75
@Saint Louis	A	L	99-72
Texas*	H	W	79-74
@SMU*	A	L	83-69
Texas A&M*	H	L	73-63
@TCU*	A	W	110-89


*Southwest Conference games

1955-56
11-12, 9-3 (2nd)
Coach: Glen Rose

Opponent	Site	W/L	Score
SE Oklahoma St.	H	L	65-64
Tulsa	H	L	53-45
@Oklahoma St.	A	L	70-66 (OT)
@Oklahoma	A	L	69-59

SWC Tournament • Houston, Texas

SMU	N	L	67-62
Baylor	N	L	67-63
Texas A&M	N	W	80-49
Missouri	H	L	51-50
@Baylor*	A	W	85-64
@Texas*	A	W	70-67
Rice*	H	W	84-70
Texas A&M*	H	W	98-66
Ole Miss @ Memphis	N	W	85-69
@TCU*	A	W	74-72
SMU*	H	L	58-53
Baylor*	H	W	36-31
@Rice*	A	L	86-65
@Texas A&M*	A	W	61-52
Texas*	H	W	79-69



Fred Grim was an honorable mention All-American in 1958, when the Razorbacks won the SWC title and earned a spot in the NCAA Tournament.



YEAR-BY-YEAR RESULTS

@SMU*	A	L	80-72
TCU*	H	W	90-71
@Tulsa	A	L	55-51
Saint Louis	H	L	68-66

*Southwest Conference games

1956-57

11-12, 5-7 (5th)
Coach: Glen Rose

Opponent	Site	W/L	Score
Oklahoma	H	W	59-55
@Wichita St.	A	L	64-47
@Tulsa	A	W	77-70
Oklahoma St.	H	L	59-50
@Missouri	A	L	72-52
Wichita St.	H	W	80-67

SWC Tournament • Houston, Texas

Texas	N	W	89-76
Rice	N	W	81-70
SMU	N	L	64-60
@Texas A&M*	A	W	73-65
@Rice*	A	L	78-68
Baylor*	H	L	52-51
Texas*	H	W	67-66
@Kansas St.	A	L	70-56
TCU*	H	W	62-58
@SMU*	A	L	69-55
Texas A&M*	H	W	63-46
Tulsa	H	W	52-43
@TCU*	A	L	64-57
Rice*	H	L	82-69
@Baylor*	A	L	67-61
@Texas*	A	W	70-54
SMU*	H	L	87-59

*Southwest Conference games

1957-58

17-10, 9-5 (T-1st)
SWC champion
NCAA Regional Semifinal (Sweet 16)
Coach: Glen Rose

Opponent	Site	W/L	Score
@Oklahoma	A	L	64-52
New Mexico St.	H	W	59-50
@Tulsa	A	W	79-61
Ole Miss @ LR	N	W	61-58
Kansas St.	H	L	63-48
Missouri	H	W	55-45

SWC Tournament • Houston, Texas

Texas	N	W	83-67
Rice	N	L	50-49
Texas Tech	N	W	71-67
@Texas*	A	W	57-55
@Baylor*	A	W	68-53
TCU*	H	W	65-49
Texas Tech*	H	W	58-55
Tulsa	H	W	50-43
Texas A&M*	H	W	67-51
@SMU*	A	L	49-46
@TCU*	A	W	56-46
Rice*	H	L	63-59
SMU*	H	W	65-63
@Texas Tech*	A	L	69-48
@Texas A&M*	A	L	66-57
@Rice*	A	L	61-59
Baylor*	H	W	79-55
Texas*	H	W	74-60

District VI Playoff • Shreveport, La.

SMU	N	W	61-55
-----	---	---	-------

NCAA Midwest Regional • Lawrence, Kan.

Oklahoma St.	N	L	65-40
Cincinnati	N	L	97-62

*Southwest Conference games

1958-59

9-14, 6-8 (T-5th)
Coach: Glen Rose

Opponent	Site	W/L	Score
@Missouri	A	L	74-71
Oklahoma	H	W	61-52
LSU @ Shreveport	N	L	67-58
Tulsa	H	L	54-52

SWC Tournament • Houston, Texas

SMU	N	L	65-64
Baylor	N	W	60-57
Texas Tech	N	L	72-62
Texas Tech*	H	W	61-57
@TCU*	A	L	52-45
Rice*	H	W	72-61
Texas A&M*	H	L	63-62
@Tulsa	A	L	61-54
@Baylor*	A	L	64-58
SMU*	H	L	59-50
@Texas*	A	W	77-74
@Rice*	A	L	68-62
TCU*	H	L	76-71
Baylor*	H	W	59-53
@Texas A&M*	A	W	72-71
@SMU*	A	L	56-51
Texas*	H	W	63-56
@Texas Tech*	A	L	80-69

*Southwest Conference games

1959-60

12-11, 7-7 (T-4th)
Coach: Glen Rose

Date	Opponent	UA/Opp Rank	Site	W/L	Score
12/4	Missouri		H	L	75-71
12/5	Oklahoma St.		H	W	54-50
12/7	Tulsa		H	W	65-51
12/12	Ole Miss @ LR		N	L	78-63
12/21	Centenary		H	W	75-55

SWC Tournament • Houston, Texas

12/28	Baylor		N	W	71-66
12/29	SMU		N	L	67-56
12/30	Texas		N	W	68-58
1/5	TCU*		H	W	74-60
1/9	@Baylor*		A	W	90-83 (2 OT)
1/11	@Texas*		A	L	72-66
1/16	Rice*		H	W	74-63
1/28	@Tulsa		A	L	78-65
2/2	@Texas Tech*		A	L	82-79
2/6	SMU*		H	L	72-70
2/9	Texas A&M*	nr/12	H	L	77-68
2/13	@TCU*		A	W	66-61
2/16	Texas Tech*		H	W	78-55
2/20	@Texas A&M*	nr/11	A	L	82-61
2/22	@Rice*		A	W	94-74
2/26	Texas*		H	L	71-57
2/29	Baylor*		H	W	83-74
3/2	@SMU*		A	L	93-82

*Southwest Conference games

1960-61

16-7, 9-5 (3rd)
Coach: Glen Rose

Date	Opponent	UA/Opp Rank	Site	W/L	Score
12/3	@Missouri		A	W	84-75
12/6	@Oklahoma St.		A	L	59-50 (OT)
12/8	North Texas		H	W	94-80
12/10	Ole Miss @ Blytheville		N	W	77-71
12/13	@Tulsa		A	L	64-59
12/17	Centenary		H	W	71-61
12/21	Alabama @ LR		N	W	83-76
12/22	Tennessee @ LR		N	W	89-76
1/4	@Texas*		A	L	68-58
1/7	SMU*		H	W	76-74
1/10	@Texas A&M*		A	L	81-62
1/14	Rice*		H	W	80-55
1/26	Tulsa		H	W	66-58
1/31	@Baylor*		A	W	74-58
2/4	TCU*		H	W	88-75
2/7	Texas Tech*		H	L	72-66
2/11	@Rice*		A	W	84-72
2/14	Texas*		H	W	74-59

2/18	@Texas Tech*		A	L	87-81
2/22	@TCU*		A	W	96-76
2/24	Baylor*		H	W	70-48
2/27	@SMU*		A	W	88-82 (OT)
3/2	Texas A&M*		H	L	70-68

*Southwest Conference games

1961-62

14-10, 5-9 (6th)
Coach: Glen Rose

Date	Opponent	UA/Opp Rank	Site	W/L	Score
12/1	@Kansas		A	L	85-74
12/4	Missouri		H	W	72-68
12/8	@North Texas		A	W	68-61
12/12	Oklahoma St.		H	W	63-54
12/14	Tulsa		H	W	87-59
12/16	Ole Miss @ LR		N	W	59-54
12/21	LSU @ Shreveport		N	W	84-81 (OT)

Poinsetta Classic • Greenville, S.C.

12/29	Clemson		N	W	62-60
12/30	Georgia Tech		N	W	72-42
1/3	Texas A&M*		H	W	64-59
1/6	@Texas*		A	L	73-59
1/9	SMU*		H	L	77-70
1/12	@TCU*		A	W	64-61
1/24	@Tulsa		A	W	99-77
1/30	Rice*		H	W	104-84
2/3	Texas Tech*		H	L	66-64
2/6	@Baylor*		A	L	76-60
2/10	TCU*		H	W	90-80
2/13	@Rice*		A	L	63-55
2/17	@Texas Tech*		A	L	76-64
2/20	Baylor*		H	W	76-75
2/23	@Texas A&M*		A	L	89-79
2/27	Texas*		H	L	61-60
3/6	@SMU*		A	L	84-81

*Southwest Conference games

1962-63

13-11, 8-6 (4th)
Coach: Glen Rose

Date	Opponent	UA/Opp Rank	Site	W/L	Score
12/3	Kansas		H	W	64-62 (OT)
12/8	@Missouri		A	W	70-61
12/11	@Oklahoma St.		A	L	46-45 (OT)
12/13	Tulsa		H	L	76-68
12/15	Ole Miss @ Blytheville		N	W	90-60
12/19	LSU @ LR		N	L	72-70

All-College Tournament • Oklahoma City, Okla.

12/27	Loyola (Chicago)		N	L	81-62
12/28	Toledo		N	W	58-55
12/29	Creighton		N	W	73-61
1/3	@SMU*		A	W	73-71
1/5	Texas*		H	L	69-63
1/8	@TCU*		A	W	81-59
1/12	@Rice*		A	L	85-70
1/31	@Tulsa		A	L	68-66
2/2	Texas A&M*		H	W	66-55
2/5	@Texas Tech*		A	L	80-75
2/9	Baylor*		H	W	75-65
2/12	Rice*		H	L	69-65
2/16	@Texas A&M*		A	L	80-78
2/19	Texas Tech*		H	W	83-78
2/23	@Baylor*		A	W	67-61
2/26	SMU*		H	W	82-79
3/1	@Texas*		A	L	99-86
3/5	TCU*		H	W	104-94

*Southwest Conference games

1963-64

9-14, 6-8 (6th)
Coach: Glen Rose

Date	Opponent	UA/Opp Rank	Site	W/L	Score
11/30	Southwestern Louisiana		H	W	71-65
12/2	Missouri		H	L	76-74
12/4	@Kansas		A	L	73-60
12/9	Oklahoma St.		H	L	74-65
12/14	@Vanderbilt		A	L	101-77
12/20	Lamar Tech		H	W	86-80

Gulf States Classic • Shreveport, La.

12/27	Tennessee		N	L	77-57
-------	-----------	--	---	---	-------

12/28	Ole Miss		N	W	76-68
1/4	@Texas Tech*		A	L	93-84
1/7	Texas*		H	W	58-53
1/11	@TCU*		A	W	66-60
1/25	@Tulsa		A	L	95-86
1/27	@Baylor*		A	W	74-70
2/4	Rice*		H	L	76-63
2/8	@Texas A&M*		A	L	72-64
2/11	SMU*		H	W	83-71
2/15	Baylor*		H	W	73-61
2/18	@Rice*		A	L	77-69
2/22	Texas A&M*		H	L	60-57
2/25	@SMU*		A	L	86-71
2/29	Texas Tech*		H	L	87-86
3/3	@Texas*		A	L	80-67
3/5	TCU*		H	W	108-88

*Southwest Conference games

1964-65

9-14, 5-9 (5th)
Coach: Glen Rose

Date	Opponent	UA/Opp Rank	Site	W/L	Score
12/1	Kansas	nr/18	H	L	65-60
12/5	@Missouri		A	L	81-71
12/9	Oklahoma St.		H	L	66-52
12/12	Hardin-Simmons		H	W	68-63
12/15	Tulsa		H	W	65-64

Great South Classic • Shreveport, La.

12/29	Ole Miss		N	W	82-48
12/30	VMI		N	L	72-70
1/5	@TCU*		A	W	88-70
1/9	@Texas Tech*		A	L	93-78
1/12	Rice*		H	W	79-61
1/16	@Baylor*		A	L	84-75
1/28	@Mississippi St.		A	W	84-69
1/29	@Georgia Tech		A	L	93-83
2/3	Texas A&M*		H	L	82-79
2/6	SMU*		H	L	84-76
2/9	@Texas*		A	L	81-65
2/13	TCU*		H	W	96-72
2/16	Baylor*		H	W	78-73
2/20	@Texas A&M*		A	L	91-77
2/23	Texas @ LR*		N	L	74-72
2/27	@Rice*		A	W	77-64
3/2	Texas Tech*		H	L	87-80
3/4	@SMU*		A	L	88-75

*Southwest Conference games

1965-66

13-10, 7-7 (4th)
Coach: Glen Rose

Date	Opponent	UA/Opp Rank	Site	W/L	Score
12/1	@Kansas	nr/8	A	L	81-52
12/4	Missouri		H	W	75-62
12/7	Oklahoma St.		H	W	55-52
12/13	@Centenary		A	W	90-61
12/18	Texas-Arlington		H	W	78-64



1966-67
6-17, 4-10 (T-7th)
Coach: Duddy Waller

Date	Opponent	UA/Opp Rank	Site	W/L	Score
12/1	Kansas		H	L	73-57
12/3	@Missouri		A	L	73-66
12/7	@Oklahoma St.		A	W	51-46
12/12	Centenary		H	L	81-80

Memphis Tournament • Memphis, Tenn.

12/16	Memphis		A	L	43-36
12/17	Oklahoma St.		N	L	50-43

Los Angeles Holiday Classic • Los Angeles, Calif.

12/28	Southern Cal		A	L	70-67
12/29	Arizona		N	W	65-61
12/30	Michigan		N	L	82-72
1/3	@Texas*		A	L	71-62
1/7	Texas Tech*		H	W	70-65
1/10	@Baylor*		A	L	65-53

1/14	Texas A&M @ LR*		N	W	47-46
1/17	SMU*		H	L	69-59
1/28	@TCU*		A	L	78-61
1/31	@Rice*		A	L	60-56
2/11	Texas*		H	L	67-61
2/14	@Texas A&M*		A	L	60-53
2/18	Rice*		H	W	66-63
2/21	@SMU*		A	L	69-66
2/25	TCU*		H	W	83-78
2/28	@Texas Tech*		A	L	73-59
3/2	Baylor*		H	L	68-55

*Southwest Conference games

1967-68
10-14, 7-7 (5th)
Coach: Duddy Waller

Date	Opponent	UA/Opp Rank	Site	W/L	Score
12/2	Missouri		H	L	74-52
12/5	Oklahoma St.		H	L	61-52
12/9	Ole Miss @ LR		N	W	64-62
12/11	@Centenary		A	W	85-65
12/19	Centenary @ LR		N	W	90-82
12/21	@Alabama		A	L	82-65

All-College Tournament • Oklahoma City, Okla.

12/28	Auburn		N	L	65-58
12/29	Fordham		N	L	80-73
12/30	Idaho St.		N	L	77-75
1/3	Texas A&M*		H	W	75-70
1/6	@Rice*		A	L	73-61
1/9	@Baylor*		A	L	80-69
1/13	Texas @ LR*		H	W	85-80
1/25	@Oklahoma City		A	L	92-90
1/30	TCU*		H	W	68-67
2/3	@SMU*		A	W	70-68
2/6	Texas Tech*		H	W	61-56
2/10	@TCU*		A	L	77-75
2/13	@Texas Tech*		A	L	74-72
2/17	SMU*		H	L	95-87
2/20	@Texas A&M*		A	L	71-67
2/24	Rice*		H	W	78-65
2/27	Baylor*		H	L	71-64
3/2	@Texas*		A	W	74-73

*Southwest Conference games

1968-69
10-14, 4-10 (8th)
Coach: Duddy Waller

Date	Opponent	UA/Opp Rank	Site	W/L	Score
11/30	Missouri		H	L	60-59
12/3	@Oklahoma St.		A	L	73-68
12/7	@Ole Miss		A	L	65-61 (OT)
12/9	@Centenary		A	W	79-50
12/14	Texas-Arlington		H	W	80-69
12/17	Centenary		H	W	79-50
12/21	Alabama @ LR		N	W	52-48

Little Rock Classic • Little Rock, Ark.

12/27	Texas-Arlington		N	W	87-78
12/28	Centenary		N	W	56-48
1/7	@Rice*		A	W	67-62
1/11	Texas A&M*		H	L	73-68
1/13	@Texas*		A	L	67-59
1/24	Oklahoma City		H	L	84-73
1/28	Baylor*		H	L	74-72

2/1	@TCU*		A	L	85-79
2/4	Texas Tech*		H	W	64-53
2/8	@SMU*		A	L	84-69
2/11	TCU*		H	W	63-47
2/15	SMU @ LR*		N	L	76-68
2/18	@Texas Tech*		A	L	59-57
2/22	Rice*		H	L	74-67
2/25	@Texas A&M*		A	L	79-66
3/1	@Baylor*		A	L	66-54
3/4	Texas*		H	W	69-65

*Southwest Conference games

Lineup	Name	Pts.	Rebs.
5-11	Sr. G Benton Cone	9.8	2.7
6-3	Jr. G Robert McKenzie	13.5	5.0
6-4	Jr. G/F Ricky Tanneberger	9.8	5.4
6-5	Jr. F James Eldridge	13.7	7.1
6-5	Sr. F Gary Stephens	9.6	6.7

1969-70
5-19, 3-11 (8th)
Coach: Duddy Waller

Date	Opponent	UA/Opp Rank	Site	W/L	Score
12/1	@Missouri		A	L	58-51
12/5	Oklahoma St.		H	L	80-67

Liberty Bowl Classic • Memphis, Tenn.

12/10	Tulsa		N	L	74-66
12/11	Mississippi St.		N	L	76-74

12/13	@Texas-Arlington		A	W	85-73
-------	------------------	--	---	---	-------

Bayou Classic • Lafayette, La.

12/19	Kentucky Wesleyan		N	L	76-75
12/20	@Southwestern Louisiana		A	L	94-85
12/22	@Oklahoma		A	L	85-69
1/2	Northwestern St. (La.) @ LR		N	W	81-74
1/6	Texas A&M*		H	L	64-59
1/10	@Texas*		A	L	75-69
1/21	@Oklahoma City		A	L	73-70
1/24	@Baylor*		A	L	110-76
1/27	TCU*		H	L	82-68
1/31	@Texas Tech*		A	L	50-48
2/3	Rice*		H	L	76-69
2/7	@SMU*		A	L	76-75
2/10	Baylor*		H	W	76-75
2/14	SMU*		H	W	88-72
2/17	@Rice*		A	L	85-78
2/21	Texas Tech @ LR*		N	L	76-71
2/24	@Texas A&M*		A	L	72-60
2/28	Texas*		H	W	78-61
3/3	@TCU*		A	L	97-95

*Southwest Conference games

Lineup	Name	Pts.	Rebs.
6-0	So. G Almer Lee	17.0	3.2
6-3	Sr. G Robert McKenzie	15.2	7.6
6-4	Sr. G/F Ricky Tanneberger	8.0	3.7
6-7	Jr. C Bobby Vint	4.3	4.5
6-5	Sr. F James Eldridge	15.2	7.3

1970-71
5-21, 1-13 (8th)
Coach: Lanny Van Eman

Date	Opponent	UA/Opp Rank	Site	W/L	Score
12/1	Missouri		H	L	80-78
12/5	@Hardin-Simmons		A	L	112-96
12/7	@Oklahoma St.		A	L	67-65
12/10	Pittsburg (Kan.) St.		H	W	107-82
12/12	@Southern Illinois		A	L	99-78
12/14	@Iowa St.		A	L	86-77
12/17	Mississippi St.		H	L	69-67
12/19	@Centenary		A	W	71-61
12/21	Missouri-St. Louis		H	W	91-84
1/5	Oklahoma		H	L	115-100
1/7	Hardin-Simmons		H	W	110-101
1/9	Texas*		H	L	88-79
1/12	@Texas Tech*		A	L	98-68
1/16	Rice*		H	L	85-82
1/28	Washburn (Kan.)		H	L	80-75
1/30	@SMU*		A	L	90-88
2/2	TCU*		H	L	89-87
2/6	Texas A&M*		H	L	87-83
2/9	SMU*		H	L	112-99
2/13	@Baylor*		A	L	92-91

2/16	@TCU*		A	L	92-86
2/20	@Texas*		A	W	88-87 (OT)
2/23	Texas Tech*		H	L	89-87
2/27	@Rice*		A	L	97-93
3/2	Baylor*		H	L	110 (OT)
3/5	@Texas A&M*		A	L	92-89

*Southwest Conference games

Lineup	Name	Pts.	Rebs.
6-2	Jr. G Joel Heider	3.4	2.1
6-0	Jr. G Almer Lee	19.2	3.0
6-7	Sr. C Bobby Vint	11.2	6.0
6-6	Jr. F Vernon Murphy	17.6	8.9
6-5	Jr. F Donnie Watts	14.4	5.4

1971-72
8-18, 5-9 (6th)
Coach: Lanny Van Eman

Date	Opponent	UA/Opp Rank	Site	W/L	Score
12/1	Georgia Southern		H	W	93-91
12/4	@Missouri		A	L	74-73
12/6	@Missouri-St. Louis		A	L	85-79
12/9	Rockhurst		H	W	102-72
12/11	Southern Illinois		H	L	93-92
12/13	Oklahoma St.		H	W	90-76
12/22	San Francisco St. @ LR		N	L	84-81
12/23	Iowa St. @ LR		N	L	96-93

Golden Beehive Tournament • Logan, Utah

12/27	@Utah St.		A	L	95-94
12/28	Idaho St.		N	L	88-73
12/31	@Memphis		A	L	92-77
1/4	@Mississippi St.		A	L	79-75
1/15	@TCU*		A	L	95-77
1/22	Texas A&M*		H	W	100-89
1/25	@SMU*		A	L	85-71
1/29	@Texas*		A	L	117-93
2/1	Texas Tech*		H	L	76-73
2/5	Rice*		H	W	103-95
2/8	@Baylor*		A	L	93-84
2/12	TCU*		H	L	98-90
2/15	@Texas A&M*		A	L	86-85
2/19	SMU*		H	W	88-74
2/22	Texas*		H	L	92-86
2/26	@Texas Tech*		A	L	86-85
2/29	Baylor*		H	W	131-109
3/4	@Rice*		A	W	113-108

*Southwest Conference games

Lineup	Name	Pts.	Rebs.
6-2	Sr. G Joel Heider	4.7	2.3
6-4	Jr. G Martin Terry	24.3	5.4
6-8	So. C Dean Tolson	15.5	9.9
6-6	Sr. F Vernon Murphy	11.8	5.3
6-7	Jr. F Doug Campbell	6.6	5.5

1972-73
16-10, 9-5 (T-2nd)
Coach: Lanny Van Eman

Date	Opponent	UA/Opp Rank	Site	W/L	Score
12/2	@Rockhurst		A	W	87-76
12/4	Missouri Western		H	W	85-81
12/6	Illinois St.		H	L	81-67
12/9	@Tulane		A	W	87-83
12/11	Indiana St.		H	W	80-75
12/13	Georgia St.		H	W	70-39
12/23	Memphis @ LR		N	L	87-86

Razorback Classic • Little Rock, Ark.

12/29	Cornell		N	L	78-77
12/30	Southern Illinois		N	W	97-96
1/4	Centenary				



YEAR-BY-YEAR RESULTS

1973-74 10-16, 6-8 (5th) Coach: Lanny Van Eman

Date	Opponent	UA/Opp Rank	Site	W/L	Score
11/30	@UCLA	nr/1	A	L	101-79
12/1	@Cal.-S. Barbara		A	L	109-80
12/3	Western Kentucky		H	L	102-100
12/5	Tennessee-Martin		H	W	80-68
12/8	Wabash		H	W	83-77
12/10	@Ole Miss		A	L	117-66
12/22	@Tulsa		A	L	95-72

Razorback Classic • Little Rock, Ark.

12/28	VMI		N	W	96-86
12/29	Pittsburgh		N	L	91-83
1/3	Centenary		H	L	98-96
1/5	@Indiana St.		A	L	92-82
1/8	Tulane		H	W	89-73
1/12	Texas Tech*		H	L	80-77
1/19	@Rice*		A	L	77-69
1/22	SMU*		H	W	89-88
1/26	@TCU*		A	W	86-74
1/29	@Baylor*		A	L	94-68
2/2	Texas*		H	L	96-81
2/5	@Texas A&M*		A	L	86-80 (OT)
2/9	Rice*		H	W	106-81
2/12	@Texas Tech*		A	L	89-83
2/16	@SMU*		A	L	95-87
2/19	TCU*		H	W	109-99
2/23	Baylor*		H	W	92-62
2/26	@Texas*		A	L	99-82
3/2	Texas A&M*		H	W	97-86

*Southwest Conference games

Lineup	Name	Pts.	Rebs.
6-1	So. G Robert Birden	7.7	2.2
6-3	Jr. G Rickey Medlock	16.2	6.2
6-8	Sr. C Dean Tolson	22.5	13.2
6-7	So. F Jack Schulte	11.3	6.5
6-7	Sr. F Dennis White	13.6	8.7

1974-75 17-9, 11-3 (2nd) Coach: Eddie Sutton

Date	Opponent	UA/Opp Rank	Site	W/L	Score
11/30	Rockhurst		H	W	78-61
12/4	@Mississippi St.		A	W	75-72
12/7	@Western Kentucky		A	L	74-63
12/9	Ole Miss		H	L	84-73
12/12	Hofstra		H	W	63-58
12/21	Tulsa		H	L	64-60
12/23	@Oklahoma City		A	L	79-77
1/4	MacMurry (Ill.)		H	W	100-66
1/11	@Centenary		A	L	74-72
1/13	Oklahoma City		H	W	84-75
1/15	Western Illinois		H	W	88-51
1/18	@Kansas St.		A	L	73-71 (2 OT)
1/21	Texas Tech*		H	W	65-62
1/25	@SMU*		A	W	73-69
1/28	@Rice*		A	W	74-67
2/1	@Baylor*		A	L	73-69
2/4	Texas*		H	W	56-52
2/8	Texas A&M*		H	W	95-89 (2 OT)
2/11	@TCU*		A	W	70-61
2/15	@Texas A&M*		A	L	62-60
2/18	TCU*		H	W	81-57
2/22	@Texas Tech*		A	L	63-55
2/25	Rice*		H	W	86-51
3/1	SMU*		H	W	72-50
3/4	@Texas*		A	W	68-56
3/8	Baylor*		H	W	83-64

*Southwest Conference games

Lineup	Name	Pts.	Rebs.
6-1	Jr. G Robert Birden	10.7	1.9
6-3	Sr. G Rickey Medlock	12.9	2.9
6-4	Jr. G Charles Terry	10.6	5.6
6-5	Sr. F Kent Allison	15.1	8.2
6-8	Jr. C Darryl Saulsberry	5.8	3.7

1975-76 19-9, 9-7 (4th) Coach: Eddie Sutton

Date	Opponent	UA/Opp Rank	Site	W/L	Score
12/3	Southwest Missouri St.		H	W	83-57
12/6	Tulane @ LR		N	W	67-55
12/8	@Air Force		A	L	59-58
12/12	Boise St.		H	W	72-56
12/13	Oklahoma @ LR		N	W	64-56
12/20	@Oklahoma City		A	W	84-63
12/30	Eastern New Mexico		H	W	102-55
1/3	Indiana St.		H	W	91-71
1/5	Houston*		H	W	92-47
1/8	SMU*		H	L	82-81
1/12	@Houston*		A	L	72-71
1/14	@Rice*		A	W	80-62
1/17	TCU*		H	W	100-65
1/20	@Texas*		A	L	59-57
1/24	Texas A&M*		H	W	93-91 (2 OT)
1/26	@Baylor*		A	L	84-81
1/28	Texas Tech*		H	W	92-86 (2 OT)
1/31	@SMU*		A	L	82-76
2/3	@Texas Tech*		A	L	86-78
2/7	@Western Illinois		A	W	75-72 (OT)
2/11	Rice*		H	W	111-68
2/14	@TCU*		A	W	83-66
2/18	Texas @ LR*		N	W	75-68
2/21	@Texas A&M*		A	L	70-69
2/24	Baylor*		H	W	86-64

SWC Tournament • Fayetteville, Ark.

2/28	TCU		H	W	81-65
------	-----	--	---	---	-------

SWC Tournament • Dallas, Texas

3/4	SMU		H	W	74-70
3/5	Texas A&M		H	L	70-63

*Southwest Conference games

Lineup	Name	Pts.	Rebs.
6-1	Sr. G Robert Birden	7.4	2.1
6-4	So. G Ron Brewer	11.9	3.8
6-4	Fr. G Sidney Moncrief	12.6	7.6
6-8	Sr. C Darryl Saulsberry	14.7	5.6
6-4	So. F Marvin Delph	16.3	7.0

1976-77 26-2, 16-0 (1st) SWC champion SWC Tournament champion NCAA First Round Final Ranking: No. 18 (AP) Coach: Eddie Sutton

Date	Opponent	UA/Opp Rank	Site	W/L	Score
11/27	Air Force @ LR		N	W	72-54
11/29	Cal.-Hayward		H	W	89-59
12/1	@Southwest Mo. St.		A	W	72-71
12/4	So. Colorado		H	W	91-43
12/11	Oklahoma City		H	W	71-60
12/18	@Kansas	19/nr	A	W	67-63
12/20	Kansas St.	19/nr	H	W	80-65
12/23	@Tulsa	18/nr	A	W	81-66
12/30	Memphis @ LR	17/nr	N	L	69-62
1/4	@Texas Tech*	18/nr	A	W	41-38
1/8	Houston*	18/nr	H	W	81-70
1/10	Texas Tech*	18/nr	H	W	60-53
1/15	@Rice*	16/nr	A	W	72-45
1/18	TCU*	17/nr	H	W	62-45
1/22	@Texas*	17/nr	A	W	86-58
1/24	Texas A&M*	17/nr	H	W	72-58
1/27	@SMU*	15/nr	A	W	77-59
1/29	@Baylor*	15/nr	A	W	68-59
2/2	SMU*	14/nr	H	W	81-58
2/5	@Houston*	14/nr	A	W	82-80
2/7	@Tulane	14/nr	A	W	76-73
2/10	Baylor*	13/nr	H	W	77-57
2/12	Rice @ LR*	11/nr	N	W	78-51
2/15	@TCU*	11/nr	A	W	79-64
2/19	Texas*	11/nr	H	W	73-61
2/22	@Texas A&M*	6/nr	A	W	63-62

SWC Tournament • Houston, Texas

3/5	Houston		6/nr	A	W	80-74
-----	---------	--	------	---	---	-------

NCAA Midwest Regional • Norman, Okla.

3/12	Wake Forest		8/nr	N	L	86-80
------	-------------	--	------	---	---	-------

*Southwest Conference games

Lineup	Name	Pts.	Rebs.
6-4	Jr. G Ron Brewer	17.0	3.1
6-4	So. G Sidney Moncrief	15.4	8.4
6-10	Sr. C Steve Stroud	4.5	4.7
6-7	Jr. F Jim Counce	5.1	4.4
6-4	Jr. F Marvin Delph	19.7	5.5

1977-78 32-4, 14-2 (T-1st) SWC champion NCAA Final Four Final Ranking: #5 (AP)/#6 (UPI) Coach: Eddie Sutton

Date	Opponent	UA/Opp Rank	Site	W/L	Score	
11/26	Southwest Mo. St.		7/nr	H	W	65-47
11/28	Miss. St. @ LR		7/nr	N	W	94-61
12/1	@Hawaii		7/nr	A	W	79-60
12/12	@Hawaii		7/nr	A	W	78-53
12/8	Rockhurst		6/nr	H	W	99-63
12/10	@Oklahoma		6/nr	A	W	64-53
12/19	Hardin-Simmons		4/nr	H	W	86-55
12/22	Kansas @ LR		4/nr	N	W	78-72
12/29	@LSU		3/nr	A	W	67-62
12/31	@Memphis		3/nr	A	W	95-70
1/4	Hofstra @ PB		3/nr	N	W	95-70
1/9	Houston*		3/nr	H	W	84-65
1/9	Missouri-St. Louis		3/nr	H	W	87-65
1/12	@Rice*		3/nr	A	W	69-60
1/14	@Texas*		3/nr	A	L	75-69
1/17	Texas A&M*		6/nr	H	W	84-68
1/21	TCU @ LR*		6/nr	N	W	43-35
1/23	@Baylor*		6/nr	A	W	56-55 (OT)
1/25	SMU*		4/nr	H	W	72-65
1/28	@Texas Tech*		4/nr	A	W	54-49
2/1	Texas*		2/12	H	W	75-71
2/4	Rice*		2/nr	H	W	69-48
2/7	@Texas A&M*		2/nr	A	W	80-79
2/11	@TCU*		2/nr	A	W	77-57
2/13	Baylor*		2/nr	H	W	82-56
2/16	@SMU*		1/nr	A	W	86-75
2/18	@Houston*		1/nr	A	L	84-75
2/21	Texas Tech*		4/nr	H	W	58-49

SWC Tournament • Fayetteville, Ark.

2/25	TCU		4/nr	H	W	84-42
------	-----	--	------	---	---	-------

SWC Tournament • Houston, Texas

3/2	SMU		4/nr	N	W	94-73
3/4	Houston		4/nr	A	L	70-69

NCAA Western Regional • Eugene, Ore.

3/11	Weber St.		7/nr	N	W	73-52
------	-----------	--	------	---	---	-------

NCAA Western Regional • Albuquerque, N.M.

3/16	UCLA		5/2	N	W	74-70
3/18	Cal.-Fullerton		5/nr	N	W	61-58

NCAA Final Four • St. Louis, Mo.

3/25	Kentucky		5/1	N	L	64-59
3/27	Notre Dame		5/6	N	W	71-69

*Southwest Conference games

Lineup	Name	Pts.	Rebs.	Ast.
6-4	Sr. G Ron Brewer	18.0	3.1	
6-4	Jr. G Sidney Moncrief	17.3	7.7	
6-11	Jr. C Steve Schall	9.7	5.4	
6-7	Sr. F Jim Counce	4.2	4.2	3.3
6-4	Sr. F Marvin Delph	16.8	5.7	

1978-79 25-5, 13-3 (T-1st) SWC champion SWC Tournament champion NCAA Regional Final (Elite Eight) Final Ranking: #5 (AP)/#6 (UPI) Coach: Eddie Sutton

Date	Opponent	UA/Opp Rank	Site	W/L	Score
12/2	Oklahoma		H	W	80-74
12/6	West Texas St.		H	W	84-54
12/11	Southeast Mo. St.		H	W	90-51
12/16	Centenary		H	W	77-57
12/19	Ole Miss @ Memphis		N	W	67-66
12/23	So. Miss. @ PB		N	W	93-79



1980-81
24-8, 13-3 (1st)
SWC champion
NCAA Regional Semifinal (Sweet 16)
Final Ranking: No. 20 (AP)
Coach: Eddie Sutton

Date	Opponent	UA/Opp Rank	Site	W/L	Score
Great Alaska Shootout • Anchorage, Alaska					
11/29	Missouri	20/11	N	W	81-73
11/30	LSU	20/12	N	W	86-76
12/1	North Carolina	20/13	N	L	64-58
12/3	Southwest Mo. St.	11/nr	H	W	98-65
12/6	@Michigan	11/nr	A	L	78-65
12/13	Oklahoma City	17/nr	H	W	76-70
12/16	Centenary	19/nr	H	W	78-64
12/20	Eastern Ky. @ LR	19/nr	N	W	80-74
12/22	So. Miss. @ PB	19/nr	N	W	76-68
12/27	Kansas St. @ KC	17/nr	N	L	47-46 (OT)
12/30	Nebraska @ LR		N	W	64-52
1/3	@SMU*		A	W	92-50
1/7	Alaska-Anchorage @ PB		N	W	92-58
1/10	TCU*		H	W	85-51
1/12	Texas*		H	L	62-60
1/17	@Baylor*		A	L	67-58
1/19	@Houston*		A	L	57-54
1/24	Texas A&M*		H	W	52-47
1/26	@Rice*		A	W	57-52
1/28	Texas Tech*		H	W	60-35
2/3	@Texas*		A	W	54-48
2/7	@TCU*		A	W	63-48
2/10	Baylor*		H	W	67-50
2/14	Houston*		H	W	70-55
2/17	@Texas A&M*		A	W	65-61
2/21	Rice*		H	W	75-59
2/24	SMU*	18/nr	H	W	47-33
2/28	@Texas Tech*	18/nr	A	W	64-61
SWC Tournament • San Antonio, Texas					
3/2	Texas	15/nr	N	L	76-73
NCAA Midwest Regional • Austin, Texas					
3/12	Mercer	20/nr	N	W	73-67
3/14	Louisville	20/12	N	W	74-73
NCAA Midwest Regional • New Orleans, La.					
3/20	LSU	20/4	N	L	72-56
*Southwest Conference games					
Lineup	Name	Pts.	Rebs.	Ast.	
6-2	Sr. G U.S. Reed	13.0	4.1		
6-4	So. G Darrell Walker	11.3	4.5	3.3	
6-10	Jr. C Scott Hastings	16.3	5.4		
6-6	Jr. F Tony Brown	4.8	2.8		
6-6	Jr. F Keith Peterson	8.4	5.2		

1981-82
23-6, 12-4 (1st)
SWC champion
SWC Tournament champion
NCAA First Round
Final Ranking: #12 (AP)/#13 (UPI)
Coach: Eddie Sutton

Date	Opponent	UA/Opp Rank	Site	W/L	Score
11/28	Michigan	18/nr	H	W	83-72
11/30	@UT-San Antonio	18/nr	A	W	71-42
12/3	San Diego St. @ PB	13/nr	N	W	85-68
12/10	Wisconsin-Parkside	11/nr	H	W	84-59
12/12	Centenary	11/nr	H	W	87-60
12/19	Biscayne @ LR	9/nr	N	W	91-61
12/22	So. Miss. @ PB	6/nr	N	W	63-54
12/30	Kent St. @ LR	5/nr	N	W	91-49
1/2	@Texas Tech*	5/nr	A	L	79-74
1/6	SMU*	11/nr	H	W	68-48
1/9	@Nebraska	11/nr	A	W	51-50
1/13	@TCU*	9/nr	A	W	62-59
1/16	@Texas*	9/19	A	L	87-73
1/19	Baylor*	15/nr	H	W	70-58
1/23	Houston*	15/19	H	W	67-66
1/26	@Texas A&M*	12/nr	A	W	64-63
1/29	Rice*	12/nr	H	W	60-54
1/31	Wake Forest @ LR	12/18	N	L	49-48
2/6	Texas*	14/12	H	W	62-55 (OT)
2/8	TCU*	14/nr	H	W	79-69
2/11	@Baylor*	8/nr	A	L	56-55 (OT)
2/13	@Houston*	8/nr	A	L	55-53
2/15	Texas A&M*	8/nr	H	W	92-75
2/10	@Rice*	17/nr	A	W	72-65 (OT)
2/24	@SMU*	15/nr	A	W	54-53
2/27	Texas Tech*	15/nr	H	W	67-61
SWC Tournament • Dallas, Texas					
3/5	TCU	14/nr	N	W	80-70
3/6	Houston	14/nr	N	W	84-69
NCAA Midwest Regional • Dallas, Texas					
3/14	Kansas St.	12/nr	N	L	65-64
*Southwest Conference games					
Lineup	Name	Pts.	Rebs.	Ast.	
6-3	Jr. G Darrell Walker	14.8	5.2	3.5	
6-10	Sr. C Scott Hastings	18.6	6.0		
6-6	Sr. F Keith Peterson	7.3	3.8		
6-6	Sr. F Tony Brown	10.0	3.2		
6-5	Sr. F Brad Friess	4.1	2.3		

1982-83
26-4, 14-2 (2nd)
NCAA Regional Semifinal (Sweet 16)
#9 (AP & UPI)/#10 (ESPN/USA Today)
Coach: Eddie Sutton

Date	Opponent	UA/Opp Rank	Site	W/L	Score
11/27	Southwest Mo. St.	17/nr	H	W	74-57
12/1	Texas-San Antonio	16/nr	H	W	78-59
12/4	@Centenary	16/nr	A	W	79-51
12/6	SW Mo. St. @ LR	16/nr	N	W	87-66
12/15	Alabama St.	13/nr	H	W	108-65
12/18	Northeast Louisiana	13/nr	H	W	89-76
12/21	So. Miss. @ PB	12/nr	N	W	64-62
12/28	@St. Peter's	11/nr	A	W	52-48
1/3	Nebraska @ LR	11/nr	N	W	64-58
1/5	Mercer @ PB	10/nr	N	W	83-62
1/8	Baylor*	10/nr	H	W	65-60
1/13	@Texas A&M*	7/nr	A	W	66-64
1/15	@SMU*	7/nr	A	W	63-56
1/19	TCU*	4/nr	H	W	69-55
1/22	@Houston*	4/14	A	L	75-60
1/24	Texas*	4/14	H	W	83-64
1/26	@Texas Tech*	12/nr	A	W	62-59
1/30	Wake Forest+	12/19	N	W	68-65
2/2	Rice*	9/nr	H	W	70-43
2/7	@Baylor*	9/nr	A	W	81-66
2/12	Texas A&M*	8/nr	H	W	62-55
2/14	SMU*	8/nr	H	W	71-61
2/19	@TCU*	7/nr	A	W	64-56
2/23	@Texas*	6/nr	A	W	84-67
2/26	Texas Tech*	6/nr	H	W	77-63
3/3	Houston*	5/nr	H	L	74-66
3/5	@Rice*	5/nr	A	W	82-55
SWC Tournament • Dallas, Texas					
3/10	TCU	6/nr	N	L	61-59
NCAA Midwest Regional • Tampa, Fla.					
3/19	Purdue	9/nr	N	W	78-68
NCAA Midwest Regional • Knoxville, Tenn.					
3/24	Louisville	9/2	N	L	65-63
+at Greensboro, N.C. *Southwest Conference games					
Lineup	Name	Pts.	Rebs.	Ast.	
6-3	Jr. G Alvin Robertson	14.2	4.9	3.6	
6-5	Sr. G John Snively	5.9	0.9		
6-4	Sr. G Darrell Walker	18.2	5.7		
6-11	So. C Joe Kleine	13.3	7.3		
6-6	Jr. F Leroy Sutton	6.4	3.9		

1983-84
25-7, 14-2 (2nd)
NCAA First Round
#7 (UPI)/#8 (AP)/#13 (ESPN/USA Today)
Coach: Eddie Sutton

Date	Opponent	UA/Opp Rank	Site	W/L	Score
Great Alaska Shootout • Anchorage, Alaska					
11/25	Fordham	14/nr	N	W	62-61
11/26	Oklahoma	14/20	N	W	84-68
11/27	North Carolina St.	14/nr	N	L	65-60
12/1	Southwest Mo. St.	14/nr	H	W	98-69
12/5	East Tennessee St.	14/nr	H	W	79-50
12/8	@SW Mo. St.	15/nr	A	W	56-41
12/10	@Nebraska	15/nr	A	L	67-54
12/17	North Texas @ PB		N	W	93-64
12/21	Alabama St.		H	W	86-80
12/28	St. Peter's @ LR		N	W	82-49
12/30	Austin Peay @ LR		N	W	68-63
1/4	@Baylor*		A	W	57-50
1/7	Texas A&M*		H	W	77-54
1/12	SMU*		H	W	70-69
1/14	@TCU*		A	W	70-62
1/19	@Texas*		A	W	70-66
1/21	Texas Tech*		H	W	67-57
1/27	@Rice*	16/nr	A	L	65-62
1/29	@Villanova	16/nr	A	L	58-54
2/4	Baylor*		H	W	63-44
2/8	@Texas A&M*		A	W	59-58
2/11	@SMU*		A	W	80-71
2/12	No. Carolina @ PB	nr/1	N	W	65-64
2/15	TCU*	14/nr	H	W	55-48
2/18	Texas*	14/nr	H	W	59-41
2/23	@Texas Tech*	11/nr	A	W	55-49
2/25	@Houston*	11/3	A	L	64-61
2/29	Rice*	12/nr	H	W	79-54
3/4	Houston*	12/2	H	W	73-68
SWC Tournament • Houston, Texas					
3/10	Texas A&M	8/nr	N	W	49-47
3/11	Houston	8/5	N	L	57-56
NCAA East Regional • East Rutherford, N.J.					
3/18	Virginia	8/nr	N	L	53-51 (OT)
*Southwest Conference games					
Lineup	Name	Pts.	Rebs.	Ast.	
6-2	Sr. G Ricky Norton	8.6	1.5		
6-3	Sr. G Alvin Robertson	15.5	5.5	6.0	
6-11	Jr. C Joe Kleine	18.2	9.2		
6-6	Jr. F Charles Balentine	7.7	4.2		
6-6	Sr. F Leroy Sutton	8.4	4.3		



Charles Balentine and the Razorbacks were greeted by fans in Fayetteville after defeating No. 1 North Carolina.



YEAR-BY-YEAR RESULTS

1984-85
22-13, 10-6 (2nd)
NCAA Second Round
Final Ranking: #25 (ESPN/USA Today)
Coach: Eddie Sutton

Date	Opponent	UA/Opp Rank	Site	W/L	Score
11/24	Southeastern La.	16/nr	H	W	65-62
11/27	Central Fla. @ PB	17/nr	N	W	59-45
12/1	@Ohio St.	17/nr	A	L	85-84
12/8	Southwest Mo. St.		H	W	70-56
12/14	Baptist College		H	W	74-55
12/15	Tulsa @ LR		A	W	70-66
12/18	UT-San Antonio @ LR		N	W	74-67
12/20	Minnesota @ PB		N	W	56-46
12/22	Oral Roberts @ LR		N	W	64-57

Rainbow Classic • Honolulu, Hawaii

12/26	Georgia Tech		N	L	72-52
12/27	Iowa St.		N	W	84-79 (OT)
12/28	Iowa		N	L	71-52
1/2	@Texas A&M*		A	W	70-67
1/5	@SMU*	nr/4	A	L	63-60 (OT)
1/9	TCU*		H	W	67-59
1/12	Texas*		H	W	64-58
1/16	@Texas Tech*		A	L	64-48
1/19	@Houston*		A	L	78-73
1/23	Rice*		H	W	67-56
1/27	@Virginia		A	L	54-52
1/30	@Baylor*		A	W	64-57 (OT)
2/1	Texas A&M*		H	W	58-53
2/3	@Georgetown	nr/2	A	L	56-39
2/6	SMU*	nr/4	H	W	69-66
2/9	@TCU*		A	L	72-66 (OT)
2/14	@Texas*		A	W	60-51
2/16	Texas Tech*		H	L	52-50
2/20	Houston*		H	W	73-59
2/24	@Rice*		A	L	71-68
3/2	Baylor*		H	W	106-71

SWC Tournament • Dallas, Texas

3/8	Texas		N	W	66-46
3/9	SMU	nr/13	N	W	68-55
3/10	Texas Tech		N	L	67-64

NCAA West Regional • Salt Lake City, Utah

3/14	Iowa		N	W	63-54
3/16	St. John's	nr/3	N	L	68-65

*Southwest Conference games

Lineup	Name	Pts.	Rebs.	Ast.
6-2	Fr. G Allie Freeman	4.5	1.5	
6-3	Fr. G Kenny Hutchinson	3.3	1.5	
6-7	So. G/F William Mills	9.4	3.5	4.5
6-11	Sr. C Joe Kleine	22.1	8.4	
6-6	Sr. F Charles Balentine	12.7	5.6	

1985-86
12-16, 4-12 (7th)
Coach: Nolan Richardson

Date	Opponent	UA/Opp Rank	Site	W/L	Score
11/24	Southern Ill. @ LR		N	W	86-72
11/29	Southern Univ. @ PB		N	W	76-75
12/1	Southwest Mo. St.		H	W	68-67
12/3	San Diego St. @ LR		N	W	76-64
12/5	Samford		H	W	72-51
12/7	@Minnesota		A	L	71-64
12/14	Ohio St. @ PB	nr/20	N	W	79-70 (OT)
12/18	Alabama St. @ LR		N	W	87-69
12/21	@Kansas	nr/6	A	L	89-78
12/28	@Oral Roberts		A	W	54-51
1/2	SMU*		H	L	71-66
1/4	@TCU*		A	L	71-62
1/8	@Texas*		A	L	59-55
1/11	Texas Tech*		H	L	48-46
1/15	Houston*		H	L	87-85 (OT)
1/18	@Rice*		A	W	58-50
1/25	Southern California		H	L	88-74
1/27	Baylor*		H	W	81-76 (OT)
1/29	@Texas A&M*		A	L	81-67
2/1	@SMU*		A	L	90-80
2/5	TCU*		H	L	73-71 (2 OT)
2/8	Texas*		H	L	61-57
2/12	@Texas Tech*		A	W	79-72 (OT)
2/15	@Houston*		A	L	93-83
2/19	Rice*		H	W	60-59

2/26	@Baylor*		A	L	65-64
3/1	Texas A&M*		H	L	93-76

SWC Tournament • Dallas, Texas

3/7	Texas A&M		N	L	67-51
-----	-----------	--	---	---	-------

*Southwest Conference games

Lineup (most starts)

Name	Pts.	Rebs.	Ast.
6-2	So. G Allie Freeman	5.5	1.4
6-4	Jr. G Mike Ratliff	13.1	4.4
6-4	So. G Byron Irvin	9.9	2.8
6-7	Jr. G/F William Mills	13.8	5.7
6-11	So. C Andrew Lang	8.2	6.5

1986-87
19-14, 8-8 (5th)
NIT Second Round
Coach: Nolan Richardson

Date	Opponent	UA/Opp Rank	Site	W/L	Score
11/28	Grambling @ PB		N	W	84-65
11/29	Louisiana Tech @ LR		N	W	90-64
12/3	Ole Miss @ Memphis		N	W	70-56
12/6	Kansas	nr/6	H	W	103-86
12/10	@Alabama+	20/18	N	L	87-76
12/13	Morgan St.	20/nr	H	W	106-57
12/18	Miss. Valley St.		H	W	98-79
12/20	Virginia @ PB		N	L	78-66
12/22	@Southwest Mo. St.		A	L	56-49

Rainbow Classic • Honolulu, Hawaii

12/28	Ohio St.		N	W	97-94
12/29	Pittsburgh	nr/14	N	L	114-82
12/30	California		N	W	74-58
1/3	TCU*		H	L	80-77
1/5	North Texas @ LR		N	W	99-96 (OT)
1/8	Texas*		H	W	79-62
1/10	@Texas Tech*		A	L	95-73
1/14	Rice*		H	W	62-54
1/17	@Houston*		A	L	60-55
1/22	@Baylor*		A	L	63-62
1/25	Texas A&M*		H	W	87-69
1/27	SMU*		H	W	76-63
1/31	@TCU*	nr/16	A	L	73-66
2/4	@Texas*		A	L	78-73
2/7	Texas Tech*		H	W	93-75
2/11	Houston*		H	L	57-54
2/14	@Rice*		A	W	88-68
2/18	Oral Roberts @ LR		N	W	95-75
2/21	Baylor*		H	W	71-67
2/24	@Texas A&M*		A	W	100-97 (2 OT)
3/1	@SMU*		A	L	93-76

SWC Tournament • Dallas, Texas

3/6	Texas Tech		N	L	73-59
-----	------------	--	---	---	-------

National Invitational Tournament • Fayetteville, Ark.

3/13	Arkansas St.		H	W	67-64 (OT)
------	--------------	--	---	---	------------

National Invitational Tournament • Lincoln, Neb.

3/17	Nebraska		A	L	78-71
------	----------	--	---	---	-------

+at Birmingham, Ala. || *Southwest Conference games

Lineup (most starts)

Name	Pts.	Rebs.	Ast.
6-3	So. G Keith Wilson	4.8	2.1
6-3	Jr. G/F Tim Scott	11.9	2.7
6-6	Fr. G/F Ron Huery	11.7	3.5
6-10	Jr. F/C Shawn Baker	6.5	4.2
6-11	Jr. C Andrew Lang	8.1	7.5

1987-88
21-9, 11-5 (T-2nd)
NCAA First Round
Coach: Nolan Richardson

Date	Opponent	UA/Opp Rank	Site	W/L	Score
11/27	Chicago St. @ PB		N	W	78-68
11/29	@Tulsa		A	L	68-47
12/3	N'western (La.) St. @ LR		N	W	77-55
12/5	Southwest Mo. St.		H	W	53-47
12/9	Ole Miss @ PB		N	W	79-40
12/12	Virginia		H	W	66-52
12/15	Alcorn St.		H	W	101-55
12/19	Miss. Valley St.		H	W	91-71
12/23	Alabama @ LR		N	W	80-55
12/30	@Maryland		A	L	88-61
1/2	Coastal Carolina @ LR		N	W	81-59

1/6	Texas*		H	W	91-62
1/9	TCU*		H	W	96-53
1/13	@SMU*		A	W	85-83 (OT)
1/16	@Texas A&M*		A	L	74-67
1/20	Baylor*		H	W	70-62
1/27	@Rice*		A	W	80-61
1/30	Houston*		H	W	71-62
2/3	Texas Tech*		H	W	69-48
2/6	@Texas*		A	L	79-72
2/10	@TCU*		A	W	63-61
2/13	SMU*		H	L	73-63
2/17	Texas A&M*		H	W	79-58
2/20	@Baylor*		A	L	58-57
2/27	Rice*		H	W	112-87
3/3	@Houston*		A	L	82-77
3/6	@Texas Tech*		A	W	75-65

SWC Tournament • Dallas, Texas

3/11	Texas A&M		N	W	76-64
3/12	Baylor		N	L	74-73

NCAA Southeast Regional • Cincinnati, Ohio

3/18	Villanova		N	L	82-74
------	-----------	--	---	---	-------

*Southwest Conference games

Lineup (most starts)

Name	Pts.	Rebs.	Ast.
6-2	Sr. G Allie Freeman	6.2	1.9
6-3	Sr. G Tim Scott	11.8	3.1
6-6	So. G/F Ron Huery	13.4	4.0
6-9	Sr. F/C Mario Credit	9.8	4.7
6-11	Sr. C Andrew Lang	9.3	7.3

1988-89
25-7, 13-3 (1st)
SWC champion
SWC Tournament champion
NCAA Second Round
#17 (AP)/#20 (ESPN/USA Today)
Coach: Nolan Richardson

Date	Opponent	UA/Opp Rank	Site	W/L	Score
11/27	Rider		H	W	98-69
11/30	@Virginia		A	L	75-65
12/10	Maryland		H	W	73-68
12/13	Ole Miss @ Memphis		N	W	74-68
12/21	Texas So. @ LR		N	W	97-79
12/23	Sam Houston St. @ LR		N	W	97-79
12/28	@Missouri	nr/11	A	L	83-78
1/2	South Ala. @ PB		N	W	103-71
1/4	Texas Tech*		H	W	69-62
1/7	@Texas*		A	W	99-92
1/11	@TCU*		A	L	51-45
1/14	SMU*		H	W	93-73
1/16	Texas A&M*		H	W	75-60
1/18	Florida St. @ LR	nr/14	N	L	112-105 (OT)
1/21	@Baylor*		A	W	88-58
1/24	Southern Utah @ PB		N	W	109-76
1/28	Rice*		H	W	81-77
2/1	@Houston*		A	W	88-87
2/4	@Texas Tech*		A	L	84-73
2/8	Texas*		H	W	105-82
2/11	TCU*		H	W	100-60
2/15	@SMU*		A	W	81-68
2/18	@Texas A&M*		A	L	82-71
2/22	Baylor*		H	W	89-54
2/25	Tulsa		H	W	118-69
3/1	@Rice*		A	W	83-70
3/5	Houston*		H	W	107-79

SWC Tournament • Dallas, Texas

3/10	Rice		N	W	108-72
3/11	Texas A&M		N	W	94-84
3/12	Texas		N	W	100-76

NCAA Midwest Regional • Indianapolis, Ind.

3/16	Loyola-Marymount		N	W	120-101
3/18	Louisville	nr/12	N	L	93-84

*Southwest Conference games

Lineup (most starts)

Name	Pts.	Rebs.	Ast.
6-3	Sr. G Keith Wilson	13.1	4.6
6-2	Fr. G Lee Mayberry	12.9	3.2
6-4	Jr. G/F Lenzie Howell	14.6	7.0
6-7	So. F Larry Marks	6.2	4.8
6-9	Jr. C Mario Credit	11.4	4.6

1989-90
30-5, 14-2 (1st)
SWC champion
SWC Tournament champion
NCAA Final Four
#4 (ESPN/USA Today)/#7 (AP)/#8 (UPI)
Coach: Nolan Richardson

Date	Opponent	UA/Opp Rank	Site	W/L	Score
11/24	Samford @ PB	9/nr	N	W	97-67
11/26	Oregon @ LR	9/nr	N	W	102-75
11/29	@South Alabama	11/nr	A	W	105-90
12/5	Ole Miss @ PB	10/nr	N	W	90-76
12/9	U.S. International	10/nr	H	W	166-101
12/13	Missouri	7/4	H	L	89-88
12/18	Bethune-Cookman	7/nr	H	W	91-61
12/23	VMI @ LR	10/nr	N	W	92-61
12/26	Delaware St. @ LR	11/nr	N	W	117-75
12/30	@Nev.-Las Vegas	11/12	A	L	101-93
1/3	@Houston*	14/nr	A	W	82-78
1/6	@Texas Tech*	14/nr	A	W	92-75
1/10	Baylor*	12/nr	H	W	99-84
1/13	TCU*	12/nr	H	W	93-79
1/17	@SMU*	12/nr	A	W	80-61
1/20	@Texas A&M*	12/nr	A	W	100-84
1/22	Houston*	12/nr	H	W	



The Razorbacks celebrate winning the 1989 Southwest Conference Tournament Championship.

1/10	Texas*	2/nr	H	W	101-89
1/12	@Texas Tech*	2/nr	A	W	113-86
1/15	@TCU*	2/nr	A	W	93-73
1/19	SMU*	2/nr	H	W	98-70
1/21	@Florida St.	2/nr	A	W	109-92
1/23	Texas A&M*	2/nr	H	W	113-88
1/26	@Baylor*	2/nr	A	W	73-68
1/30	Ala.-Birmingham	2/nr	H	W	104-72
2/2	Rice*	2/nr	H	W	100-87
2/7	@Houston*	2/nr	A	W	81-74
2/10	UNLV	2/1	H	L	112-105
2/13	Texas Tech*	3/nr	H	W	87-69
2/16	TCU*	3/nr	H	W	97-61
2/20	@SMU*	3/nr	A	W	79-70
2/23	@Texas A&M*	3/nr	A	W	111-72
2/26	Baylor*	3/nr	H	W	106-74
3/3	@Texas*	3/23	A	L	99-86

SWC Tournament • Dallas, Texas

3/8	Texas A&M	5/nr	N	W	108-61
3/9	Rice	5/nr	N	W	109-80
3/10	Texas	5/23	N	W	120-89

NCAA Southeast Regional • Atlanta, Ga.

3/15	Georgia St.	2/nr	N	W	117-76
3/17	Arizona St.	2/nr	N	W	97-90

NCAA Southeast Regional • Charlotte, N.C.

3/21	Alabama	2/19	N	W	93-70
3/23	Kansas	2/12	N	L	93-81

*Southwest Conference games

Lineup (most starts)

	Name	Pts.	Rebs.	Ast.
5-10	Sr. G Arlyn Bowers	11.1	1.9	
6-2	Jr. G Lee Mayberry	13.2	3.4	5.5
6-8	Jr. G/F Todd Day	20.7	5.3	
6-8	Jr. F/C Isaiah Morris	7.5	4.1	
6-9	Jr. C Oliver Miller	15.5	7.7	

**1991-92
26-8, 13-3 (1st)
SEC champion
NCAA Second Round
#8 (UPI)/#9 (AP)/#10 (ESPN/USA Today)
Coach: Nolan Richardson**

Date	Opponent	UA/Opp Rank	Site	W/L	Score
Maui Classic • Maui, Hawaii					
11/25	Minnesota	2/nr	N	W	92-83
11/26	Chaminade	2/nr	N	W	99-84
11/27	Michigan St.	2/nr	N	L	86-71
12/2	Alabama St. @ PB	11/nr	N	W	96-80
12/4	Bethune-Cookman	11/nr	H	W	128-46

12/17	Missouri	11/nr	H	L	87-76
12/10	@Kansas St.	19/nr	A	W	70-59
12/19	Montevallo @ LR	19/nr	N	W	91-70
12/21	Arizona	19/2	H	W	65-59
12/23	@Tulsa	15/nr	A	W	74-64
12/28	Jackson St. @ LR	15/nr	N	W	89-66
12/30	@South Alabama	16/nr	A	W	101-82
1/2	Quincy Coll. @ PB	16/nr	N	W	123-60
1/4	Auburn*	16/nr	H	W	110-92
1/8	@Alabama*	13/16	A	L	65-63
1/11	@LSU*	13/nr	A	W	101-90
1/15	Mississippi St.*	12/nr	H	W	99-78
1/18	@Ole Miss*	12/nr	A	W	114-93
1/22	Florida*	9/nr	H	W	75-62
1/25	@Kentucky*	9/8	A	W	105-88
2/5	@Tennessee*	5/nr	A	L	83-81
2/8	@Memphis	5/nr	A	L	92-88
2/12	Vanderbilt*	11/nr	H	W	91-71
2/15	South Carolina*	11/nr	H	W	89-73
2/18	@Georgia*	10/nr	A	L	87-78
2/22	Alabama*	10/14	H	W	90-87
2/26	@Auburn*	9/nr	A	W	82-74
2/29	@Mississippi St.*	9/nr	A	W	84-76
3/3	LSU*	7/23	H	W	106-92 (OT)
3/7	Ole Miss*	7/nr	H	W	100-83

SEC Tournament • Birmingham, Ala.

3/13	Georgia	6/nr	N	W	73-60
3/14	Alabama	6/17	N	L	90-89

NCAA Midwest Regional • Milwaukee, Wis.

3/19	Murray St.	9/nr	N	W	80-69
3/21	Memphis	9/nr	N	L	82-80

*Southeastern Conference games

Lineup (most starts)

	Name	Pts.	Rebs.	Ast.
6-2	Sr. G Lee Mayberry	15.2	2.3	5.9
6-1	Jr. G Shepherd	6.7	2.5	
6-9	Sr. G/F Todd Day	22.7	7.0	
6-9	Sr. C Miller	13.5	7.7	
6-8	Sr. F Morris	10.2	5.0	

**1992-93
22-9, 10-6 (3rd)
NCAA Regional Semifinal (Sweet 16)
#10 (ESPN/USA Today)/#12 (AP & UPI)
Coach: Nolan Richardson**

Date	Opponent	UA/Opp Rank	Site	W/L	Score
12/2	Memphis	nr/8	H	W	81-76
12/3	Tennessee-Martin		H	W	90-72
12/6	@Arizona	nr/9	A	W	86-80

12/17	SE Mo. St. @ PB	12/nr	N	W	96-72
12/19	@Missouri	12/nr	A	W	73-68
12/21	Jackson St. @ PB	10/nr	N	W	123-76
12/23	Tulsa	10/nr	H	W	101-87
12/28	Coastal Carolina @ LR	9/nr	N	W	93-74
12/30	Northeast La. @ LR	9/nr	N	L	87-78
1/4	@SMU	13/nr	A	W	72-53
1/6	Ole Miss*	13/nr	H	W	90-78
1/9	@South Carolina*	13/nr	A	W	86-76
1/12	Alabama*	9/nr	H	W	74-66
1/20	@Vanderbilt*	8/19	A	L	102-89
1/23	Auburn*	8/nr	H	L	100-89
1/27	@Mississippi St.*	16/nr	A	L	80-76 (OT)
1/30	Georgia*	16/nr	H	W	97-79
2/2	@LSU*	17/nr	A	W	91-79
2/6	@Florida*	17/nr	A	W	74-66
2/10	Kentucky*	14/2	H	W	101-94
2/13	@Alabama*	14/nr	A	L	93-82
2/16	Tennessee*	13/nr	H	L	101-91
2/20	Mississippi St.*	13/nr	H	W	115-58
2/27	@Ole Miss*	15/nr	A	W	85-63
3/3	LSU*	13/nr	H	W	88-75
3/6	@Auburn*	13/nr	A	L	81-80

SEC Tournament • Lexington, Ky.

3/12	Georgia	14/nr	N	W	65-60
3/13	Kentucky	14/4	A	L	92-81

NCAA East Regional • Winston-Salem, N.C.

3/18	Holy Cross	14/nr	N	W	94-64
3/20	St. John's	14/nr	N	W	80-74

NCAA East Regional • East Rutherford, N.J.

3/26	North Carolina	14/4	N	L	80-74
------	----------------	------	---	---	-------

Lineup (most starts)

	Name	Pts.	Rebs.	Ast.
6-2	So. G Corey Beck	7.0	3.8	3.6
6-1	Sr. G Robert Shepherd	11.3	3.5	
6-9	So. C Dwight Stewart	6.9	3.6	
6-5	Sr. F Darrell Hawkins	13.3	4.5	
6-5	Fr. F Scotty Thurman	17.4	4.4	

**1993-94
31-3, 14-2 (1st)
SEC champion
NCAA Final Four
NCAA National Champion
#1 (ESPN/USA Today & UPI)/#2 (AP)
Coach: Nolan Richardson**

Date	Opponent	UA/Opp Rank	Site	W/L	Score
11/29	Murray St.	2/nr	H	W	93-67
12/2	Missouri	2/nr	H	W	120-68
12/4	Northwestern (La.) St.	2/nr	H	W	111-76
12/8	@Memphis	1/nr	A	W	96-78
12/11	Delaware St.	1/nr	H	W	123-66
12/18	Jackson St.	1/nr	H	W	96-80
12/23	@Tulsa	1/nr	A	W	93-91 (OT)
12/28	Texas Southern	1/nr	H	W	129-63
1/3	SMU	1/nr	H	W	96-70
1/5	Ole Miss*	1/nr	H	W	87-61
1/8	@Alabama*	1/nr	A	L	66-64
1/11	LSU*	4/nr	H	W	84-83
1/15	@Auburn*	4/nr	A	W	117-105
1/19	@Mississippi St.*	3/nr	A	L	72-71
1/22	South Carolina*	3/nr	H	W	79-53
1/29	@Tennessee*	5/nr	A	W	65-64
2/1	Vanderbilt*	6/nr	H	W	89-76
2/5	Montevallo	6/nr	H	W	131-63
2/9	@Kentucky*	3/4	A	W	90-82
2/12	Florida*	3/20	H	W	99-87
2/16	Alabama*	1/nr	H	W	102-81
2/19	@Ole Miss*	1/nr	A	W	90-73
2/22	@Georgia*	1/nr	A	W	74-65
2/26	Auburn*	1/nr	H	W	91-81
3/2	@LSU*	1/nr	A	W	108-105 (OT)
3/5	Mississippi St.*	1/nr	H	W	80-62

SEC Tournament • Memphis, Tenn.

3/11	Georgia	1/nr	N	W	95-83
3/12	Kentucky	1/10	N	L	90-78

NCAA Midwest Regional • Oklahoma City, Okla.

3/18	No. Carolina A&T	2/nr	N	W	94-79
3/20	Georgetown	2/nr	N	W	85-73

NCAA Midwest Regional • Dallas, Texas

3/25	Tulsa	2/nr	N	W	103-84
3/27	Michigan	2/11	N	W	76-68

NCAA Final Four • Charlotte, N.C.

4/2	Arizona	2/9	N	W	91-82
4/4	Duke	2/6	N	W	76-72

*Southeastern Conference games

YEAR-BY-YEAR RESULTS



Lineup (most starts)

Name	Pts.	Rebs.	Ast.
6-2 Jr. G Corey Beck	8.8	3.9	5.0
6-4 Jr. G Clint McDaniel	8.1	2.8	
6-9 Jr. C Dwight Stewart	8.0	5.0	
6-6 So. F Scotty Thurman	15.9	4.5	
6-7 So. F Corliss Williamson	20.4	7.7	

**1994-95
32-7, 12-4 (T-1st West)
SEC Western Division champion
NCAA Final Four
NCAA National Runner-up
#2 (ESPN/USA Today)/#6 (AP & UPI)
Coach: Nolan Richardson**

Date **Opponent** **UA/Opp Rank** **Site** **W/L** **Score**

Tipoff Classic • Springfield, Mass.

11/25	Massachusetts	1/3	N	L	104-80
-------	---------------	-----	---	---	--------

BCA Classic • Memphis, Tenn.

11/27	Georgetown	1/14	N	W	97-79
11/30	Jackson St.	4/nr	H	W	103-87
12/3	@Missouri	4/nr	A	W	94-71
12/6	Centenary	3/nr	H	W	121-94
12/8	@SMU	3/nr	A	W	78-66
12/10	Murray St.	3/nr	H	W	94-69
12/21	Florida A&M	3/nr	H	W	97-57
12/23	Tulsa	3/nr	H	W	82-63

Rainbow Classic • Honolulu, Hawaii

12/28	Oklahoma	3/nr	N	W	86-84
12/29	Cincinnati	3/20	N	W	84-75
12/30	Iowa	3/nr	N	W	101-92
1/4	@Ole Miss*	3/nr	A	L	76-71
1/7	Tennessee*	3/nr	H	W	97-79
1/14	@Mississippi St.*	5/nr	H	W	79-74
1/14	@Auburn*	5/nr	A	L	104-90
1/18	Georgia*	9/nr	H	W	84-82
1/21	@South Carolina*	9/nr	A	W	88-73
1/24	Alabama*	9/nr	H	L	88-70
1/29	Kentucky*	9/5	H	W	94-92
1/31	LSU*	8/nr	H	W	105-81
2/4	@Mississippi St.*	8/nr	A	L	83-62
2/9	Memphis	12/nr	H	W	88-87
2/11	@Vanderbilt*	12/nr	A	W	97-94 (OT)
2/15	@Alabama*	10/18	A	W	86-80
2/18	Ole Miss*	10/nr	H	W	85-70
2/22	@LSU*	8/nr	A	W	92-90
2/25	Montevallo	8/nr	H	W	122-64
2/28	@Florida*	7/nr	A	W	94-85
3/4	Auburn*	7/nr	H	W	68-66

SEC Tournament • Atlanta, Ga.

3/10	Vanderbilt	5/nr	N	W	73-72
------	------------	------	---	---	-------

3/11	Alabama	5/20	N	W	69-58
3/12	Kentucky	5/3	N	L	95-93 (OT)

NCAA Midwest Regional • Austin, Texas

3/17	Texas Southern	6/nr	N	W	79-78
3/19	Syracuse	6/25	N	W	96-94 (OT)

NCAA Midwest Regional • Kansas City, Mo.

3/24	Memphis	6/nr	N	W	96-91 (OT)
3/26	Virginia	6/13	N	W	68-61

NCAA Final Four • Seattle, Wash.

4/1	North Carolina	6/4	N	W	75-68
4/3	UCLA	6/1	N	L	89-78

*Southeastern Conference games

Lineup (most starts)

Name	Pts.	Rebs.	Ast.
6-2 Sr. G Corey Beck	7.9	4.8	5.3
6-4 Sr. G Clint McDaniel	11.5	3.1	
6-9 Sr. C Dwight Stewart	7.3	4.7	
6-6 Jr. F Scotty Thurman	15.4	3.9	
6-7 Jr. F Corliss Williamson	19.7	7.5	

(6-8 Sr. F Elmer Martin, 1.8 ppg, 1.9 rpg, tied for fifth with 15 starts)

**1995-96
20-13, 9-7 (T-2nd West)
NCAA Regional Semifinal (Sweet 16)
No. 18 (ESPN/USA Today)
Coach: Nolan Richardson**

Date **Opponent** **UA/Opp Rank** **Site** **W/L** **Score**

Preseason NIT

11/15	Northeast Louisiana	16/nr	H	W	75-67
11/17	Arizona	16/19	H	L	83-73

Great Eight Tournament • Auburn Hills, Mich.

11/28	Michigan St.	25/nr	N	L	75-72
11/30	No. Carolina A&T		H	W	103-49
12/2	Alcorn St.		H	W	116-75
12/5	Missouri	nr/11	H	W	104-93
12/9	Cincinnati	nr/17	H	L	82-67
12/21	SMU		H	W	73-46
12/23	Tennessee St.		H	W	86-67
12/30	Jackson St.		H	W	86-77
1/3	Florida*	1/3	H	W	75-60
1/6	@Auburn*		A	L	101-76
1/10	@Ole Miss*		A	W	63-62
1/13	Vanderbilt*		H	L	80-73
1/18	@Memphis	nr/9	A	L	94-72
1/20	Mississippi St.*	nr/21	H	W	80-68
1/23	@Alabama*		A	W	71-63
1/27	Oral Roberts		H	W	66-65
1/30	LSU*		H	W	76-68
2/3	South Carolina*		H	W	81-69
2/6	@Mississippi St.*		A	L	78-63

2/11	@Kentucky*	nr/2	A	L	88-73
2/14	Ole Miss*		H	W	79-73
2/17	Auburn*		H	W	87-77
2/21	@Tennessee*		A	L	66-59
2/25	@Georgia*		A	L	71-59
2/28	Alabama*		H	L	98-89
3/2	@LSU*		A	W	94-79

SEC Tournament • New Orleans, La.

3/8	South Carolina		N	W	80-58
3/9	Kentucky	nr/1	N	L	95-75

NCAA East Regional • Providence, R.I.

3/14	Penn St.	nr/18	N	W	86-80
3/16	Marquette	nr/20	N	W	65-56

NCAA East Regional • Atlanta, Ga.

3/21	Massachusetts	nr/1	N	L	79-63
------	---------------	------	---	---	-------

*Southeastern Conference games

Lineup (most starts)

Name	Pts.	Rebs.	Ast.
6-2 Fr. G Pat Bradley	10.2	2.0	
5-11 Fr. G Kareem Reid	12.9	3.1	6.6
6-11 Jr. C Darnell Robinson	12.7	7.0	
6-11 Jr. C Lee Wilson	6.3	4.4	
6-8 Fr. F Derek Hood	7.5	6.1	

**1996-97
18-14, 8-8 (2nd West)
NIT Final Four
Coach: Nolan Richardson**

Date **Opponent** **UA/Opp Rank** **Site** **W/L** **Score**

11/22	Jackson St.	16/nr	H	W	124-74
11/27	@Oral Roberts	16/nr	A	L	86-81
11/30	San Francisco	16/nr	H	W	77-63
12/7	@Missouri	22/nr	A	W	80-76
12/10	Troy St.	20/nr	H	W	137-70
12/19	McNeese St.	19/nr	H	W	95-68
12/21	Louisville	19/18	H	L	91-88 (OT)
12/28	Southern Utah	22/nr	H	W	92-52
1/2	Ole Miss*		H	L	91-74
1/5	@Florida*		A	L	75-62
1/8	@Auburn*		A	W	56-55
1/11	LSU*		H	W	82-57
1/15	@Alabama*		A	W	72-68
1/18	@Cincinnati	nr/4	A	L	92-57
1/21	Mississippi St.*		H	W	98-64
1/26	Kentucky*	nr/3	H	L	83-73
1/29	@Ole Miss*		A	L	71-52
2/1	Memphis		H	W	79-63
2/5	Tennessee*		H	W	77-54
2/8	@Vanderbilt*		A	L	87-83 (OT)
2/11	Auburn*		H	W	75-42

2/15	Georgia*		H	W	79-74
2/18	@South Carolina*	nr/9	A	L	78-65
2/23	@Mississippi St.*		A	L	93-77
2/26	Alabama*		H	W	73-53
3/1	@LSU*		A	L	66-64

SEC Tournament • Memphis, Tenn.

3/7	Georgia	nr/24	N	L	65-63
-----	---------	-------	---	---	-------

Chase NIT • Fayetteville, Ark.

3/12	Northern Arizona		H	W	101-75
3/17	Pittsburgh		H	W	76-71
3/19	UNLV		H	W	86-73

Chase NIT Final Four • New York, N.Y.

3/25	Michigan		N	L	77-62
3/27	Connecticut		N	L	74-64

*Southeastern Conference games

Lineup (most starts)

Name	Pts.	Rebs.	Ast.
6-5 Fr. G Glendon Alexander	9.6	2.6	
6-2 So. G Pat Bradley	14.4	2.3	
5-10 So. G Kareem Reid	9.8	2.7	5.7
6-11 Sr. C Lee Wilson	7.2	4.2	
6-8 So. F Derek Hood	9.7	8.0	

**1997-98
24-9, 11-5 (2nd West)
NCAA Tournament Second Round
#17 (AP)/#22 (ESPN/USA Today)
Coach: Nolan Richardson**

Date **Opponent** **UA/Opp Rank** **Site** **W/L** **Score**

11/16	Northeastern Illinois		H	W	114-56
11/21	Jackson St.		H	W	97-71
11/25	Oral Roberts		H	W	81-75

Premier Classic • Phoenix, Ariz.


11/29	Fresno St.	nr/12	N	W	70-69
12/2	Bethune-Cookman	18/nr	H	W	108-42
12/6	Missouri	18/nr	H	W	75-46
12/9	@Louisville	15/nr	A	W	100-83
12/18	Centenary	13/nr	H	W	61-48

Puerto Rico Classic • San Juan, P.R.

12/24	American Univ.-PR	12/nr	A	L	64-59
12/25	Murray St.	12/nr	N	L	94-83
12/26	Saint Louis	12/nr	N	W	78-70
12/31	Alabama St.	23/nr	H	W	103-48
1/4	LSU*	23/nr	H	W	62-59
1/7	Mississippi St.*	22/nr	H	W	83-70
1/10	@Memphis	22/nr	A	W	75-72
1/14	Florida*	22/nr	H	W	89-84
1/17	@Kentucky*	22/6	A	L	80-77 (OT)
1/21	@Auburn*	18/nr	A	W	79-65
1/24	Alabama*	18/nr	H	W	77-70



The final game at Barnhill Arena featured the Razorbacks against a Shaquille O'Neal led LSU team. No. 13 Arkansas defeated the Tigers, 88-75.



Corliss Williamson was the Most Outstanding Player of the 1994 NCAA Final Four after averaging 26 points and 10.5 rebounds over the two wins.

2/16	@Florida*	nr/23	A L	74-61
2/20	Kentucky*	nr/6	H W	74-70
2/24	Auburn*	nr/2	H W	104-88
2/27	@Alabama*		A L	84-79

SEC Tournament • Atlanta, Ga.

3/5	Florida	22/21	N W	75-74
3/6	Mississippi St.	22/nr	N W	84-79 (OT)
3/7	Kentucky	22/14	N L	76-63

NCAA West Regional • Denver, Colo.

3/11	Siena	17/nr	N W	94-80
3/13	Iowa	17/21	N L	82-72

*Southeastern Conference games

Lineup (most starts)

	Name	Pts.	Rebs.	Ast.
6-2	Sr. G Pat Bradley	14.1	2.5	
5-11	Sr. G Kareem Reid	10.4	2.5	
6-5	Jr. G Chris Walker	7.1	3.9	
6-8	Sr. F Derek Hood	12.4	10.3	
6-8	Fr. F Chris Jefferies	7.7	3.9	

(7-0 So. C Jason Jennings, 4.3 ppg, 2.7 rpg, tied for fifth with 17 starts)

**1999-00
19-15, 7-9 (3rd West)
SEC Tournament champion
NCAA Tournament First Round
Coach: Nolan Richardson**

Date	Opponent	UA/Opp Rank	Site	W/L	Score
11/22	Texas-Arlington		H	W	102-95 (OT)

Big Island Invitational • Hilo, Hawaii

11/26	Mercer		N	W	71-54
11/27	Iowa St.		N	L	77-71
11/28	Santa Clara		N	W	79-60

12/4	Jackson St.		H	W	98-60
12/7	Oklahoma		H	L	66-52
12/15	UT-Pan American @ NLR		N	W	70-56
12/18	Mercer		H	W	85-60
12/20	Wake Forest	nr/25	H	L	70-64
12/23	@Providence		A	L	87-81
12/28	Alcorn St.		H	W	102-59
12/30	Centenary @ NLR		N	W	73-55
1/3	@Memphis		A	L	76-71
1/5	Ole Miss*		H	W	71-64
1/8	South Carolina*		H	L	76-65
1/12	@Georgia*		A	W	74-54
1/19	@Alabama*		A	L	73-64
1/22	Mississippi St.*		H	W	83-73
1/26	@LSU*		A	L	96-75
2/2	@Ole Miss*		A	L	87-82
2/5	@Auburn*	nr/10	A	L	73-55
2/9	Alabama*		H	W	81-66
2/12	@Mississippi St.*		A	W	87-81
2/15	Florida*	nr/11	H	L	80-71
2/19	LSU*	nr/16	H	L	78-67
2/23	Vanderbilt*	nr/24	H	W	78-63
2/26	@Kentucky*	nr/18	A	L	60-55
3/1	@Tennessee*	nr/11	A	L	73-66
3/5	Auburn*	nr/19	H	W	64-55

SEC Tournament • Atlanta, Ga.

3/9	Georgia		N	W	71-64
3/10	Kentucky	nr/16	N	W	86-72
3/11	LSU	nr/10	N	W	69-67
3/12	Auburn		N	W	75-67

NCAA South Regional • Nashville, Tenn.

3/17	Miami (Fla.)	nr/23	N	L	75-71
------	--------------	-------	---	---	-------

*Southeastern Conference games

Lineup (most starts)

	Name	Pts.	Rebs.	Ast.
6-1	So. G Brandon Dean	8.5	2.0	
6-4	So. G Teddy Gipson	8.7	2.5	
6-5	Sr. G Chris Walker	10.8	4.5	
6-8	Fr. G/F Joe Johnson	16.0	5.7	2.2
6-7	Fr. F Alonzo Lane	7.9	4.1	

(6-8 Fr. F Carl Baker, 4.4 ppg, 4.2 rpg, tied for fifth with 14 starts)

**2000-01
20-11, 10-6 (2nd West)
NCAA Tournament First Round
Coach: Nolan Richardson**

Date	Opponent	UA/Opp Rank	Site	W/L	Score
John Thompson Foundation Challenge Classic • Fayetteville, Ark.					
11/17	Tennessee St.	15/nr	H	W	90-68
11/18	Southern Miss.	15/nr	H	L	63-54
11/22	Jackson St.	24/nr	H	W	107-78
11/25	Louisiana-Monroe	24/nr	H	W	99-59
11/28	Centenary	25/nr	H	W	88-57
12/2	Memphis	25/nr	H	W	74-68
12/5	North Texas	21/nr	H	W	97-77
12/9	Oklahoma St. +	21/nr	N	L	74-73
12/20	Northwestern (La.) St.	25/nr	H	W	115-47
12/23	@Oklahoma	25/18	A	L	88-79 (OT)
12/30	Grambling St.		H	W	121-66
1/2	Md.-Eastern Shore		H	W	100-40
1/6	@Mississippi St.*		A	L	87-73
1/10	Ole Miss*	nr/20	H	L	53-48
1/13	@Vanderbilt*		A	L	81-64
1/17	Auburn*		H	W	82-72
1/20	Alabama*	nr/15	H	W	87-58
1/27	@LSU*		A	W	59-52
1/31	@Ole Miss*		A	L	84-73
2/3	Mississippi St.*		H	W	83-72
2/7	Tennessee*	nr/10	H	W	82-77 (OT)
2/10	@Florida*	nr/8	A	L	73-63
2/14	@Auburn*		A	L	71-63
2/17	LSU*		H	W	87-70
2/20	@South Carolina*		A	W	69-67
2/25	Kentucky*	nr/13	H	W	82-78
2/28	@Alabama*	nr/20	A	W	66-63
3/3	Georgia*		H	W	82-67

SEC Tournament • Nashville, Tenn.

3/9	LSU		N	W	77-72
-----	-----	--	---	---	-------

NCAA West Regional • Boise, Idaho

3/15	Georgetown	nr/21	N	L	63-61
------	------------	-------	---	---	-------

+at Tulsa, Okla. || *Southeastern Conference games

Lineup (most starts)

	Name	Pts.	Rebs.	Ast.
6-4	Jr. G Teddy Gipson	8.1	2.1	
6-2	Jr. G Jannero Pargo	12.3	2.1	
6-8	So. G/F Joe Johnson	14.2	6.4	2.6
6-8	So. F Carl Baker	5.2	4.0	
6-9	So. F Larry Satchell	3.7	3.5	

**2001-02
14-15, 6-10 (4th West)
Coach: Nolan Richardson**

Date	Opponent	UA/Opp Rank	Site	W/L	Score
Preseason NIT					
11/12	Maine		H	W	64-47
11/16	Wake Forest		H	L	76-71
11/18	Oral Roberts		H	W	71-57
11/28	@Tulsa		A	W	79-75
11/30	Oklahoma		H	L	69-54
12/4	Southwest Texas St.		H	W	90-68
12/8	Illinois @ Chicago	nr/5	N	L	94-91
12/10	UNC-Greensboro		H	W	89-74
12/20	Tenn.-Chattanooga		H	W	98-84
12/22	Oklahoma St. @ NLR	nr/6	N	L	85-76
12/29	Elon		H	W	96-52
1/2	@Memphis		A	W	90-73
1/5	@Auburn*		A	W	83-77
1/8	Mississippi St.*	nr/22	H	W	75-64
1/13	@LSU*		A	L	75-69
1/16	South Carolina*		H	L	62-60
1/19	Ole Miss*		H	L	70-64
1/23	@Georgia*	nr/15	A	L	81-67
1/26	Florida*	nr/5	H	W	94-92 (OT)
1/30	@Alabama*	nr/7	A	L	109-94
2/2	Auburn*		H	W	62-60
2/9	@Ole Miss*		A	L	79-67
2/13	@Tennessee*		A	L	64-53
2/16	LSU*		H	L	67-63
2/20	Alabama*	nr/5	H	W	67-59
2/23	@Kentucky*	nr/12	A	L	71-58
2/27	@Mississippi St.*		A	L	89-83
3/2	Vanderbilt*#		H	W	81-67

1/28	@LSU*	15/nr	A	W	85-68
1/31	@Mississippi St.*	15/nr	A	W	76-73
2/5	Ole Miss*	14/17	H	W	100-87
2/7	Vanderbilt*	14/nr	H	W	93-83
2/10	@Georgia*	12/nr	A	L	86-70
2/14	@Tennessee*	12/nr	A	L	74-71
2/18	South Carolina*	16/13	H	W	96-88
2/21	Auburn*	16/nr	H	W	107-83
2/25	@Ole Miss*	12/13	A	L	81-65
2/28	@Alabama*	12/nr	A	L	65-63

SEC Tournament • Atlanta, Ga.

3/6	Tennessee	16/nr	N	W	102-96
3/7	Kentucky	16/7	N	L	99-74

NCAA West Regional • Boise, Idaho

3/12	Nebraska	17/nr	N	W	74-65
3/14	Utah	17/7	N	L	75-69

*Southeastern Conference games

Lineup (most starts)

	Name	Pts.	Rebs.	Ast.
5-10	Jr. G Kareem Reid	11.9	2.1	5.2
6-9	Sr. F Nick Davis	10.4	9.8	
6-8	Jr. F Derek Hood	8.4	6.1	
6-7	Sr. F Landis Williams	7.4	3.3	

**1998-99
23-11, 9-7 (2nd West)
NCAA Tournament Second Round
No. 17 (AP)/No. 25 (ESPN/USA Today)
Coach: Nolan Richardson**

Date	Opponent	UA/Opp Rank	Site	W/L	Score
11/15	Jackson St.	19/nr	H	W	83-72
11/17	Alabama St.	19/nr	H	W	73-43

Top of the World Classic • Fairbanks, Alaska

11/20	Virginia	19/nr	N	W	85-83
11/21	New Mexico St.	19/nr	N	W	66-60
11/22	Villanova	19/nr	N	L	76-63
11/28	Northeast Louisiana	21/nr	H	W	92-70
12/5	@Oklahoma	19/nr	A	L	87-57
12/7	Western Carolina	19/nr	H	W	90-54
12/16	Southeastern La.	20/nr	H	W	95-57
12/19	Memphis	20/nr	H	W	99-74
12/23	@Wake Forest	19/nr	A	W	75-59
12/30	North Texas	20/nr	H	W	100-77
1/2	@LSU*	20/nr	A	W	80-75
1/6	@Auburn*	18/14	A	L	83-66
1/9	Ole Miss*	18/nr	H	L	76-65
1/13	@Mississippi St.*	24/nr	A	W	61-59
1/16	Georgia*	24/nr	H	W	82-79
1/20	Alabama*	22/nr	H	L	67-60
1/23	Providence	22/nr	H	W	118-79
1/27	LSU*	21/nr	H	W	86-64
1/30	@Ole Miss*	21/nr	A	L	89-81
2/2	Tennessee*	23/nr	H	W	69-52
2/6	@Vanderbilt*	23/nr	A	L	73-69
2/10	@South Carolina*		A	W	72-66
2/13	Mississippi St.*		H	W	82-62



YEAR-BY-YEAR RESULTS

SEC Tournament • Atlanta, Ga.

3/7	Tennessee#	N	L	68-61
-----	------------	---	---	-------

*Southeastern Conference games
 #Mike Anderson went 1-1 as interim head coach
 †Georgia victory vacated by the NCAA

Lineup (most starts)

	Name	Pts.	Rebs.	Ast.
6-1 Sr.	Brandon Dean	12.2	2.9	
6-2 Sr.	Jannero Pargo	16.6	2.4	3.3
6-4 Sr.	Teddy Gipson	7.6	1.8	
6-5 Fr.	J.J. Sullinger	9.4	3.0	
6-8 Jr.	Dionisio Gomez	5.1	5.0	

(6-9 Jr. F Larry Satchell, 2.8 ppg, 2.8 rpg, tied for fifth with 12 starts)

2002-03
9-19, 4-12 (T5th West)
Coach: Stan Heath

Date	Opponent	UA/Opp Rank	Site	W/L	Score
11/22	Jackson St.		H	W	81-44
11/26	@Oral Roberts		A	L	76-64
11/30	Tulsa	nr/22	H	L	61-60
12/3	Troy St.		H	L	74-66
12/7	Illinois @ NLR	nr/25	N	L	62-58
12/10	Louisiana Tech		H	W	72-60
12/18	Sam Houston St.		H	W	78-67
12/21	Southwest Texas St.		H	W	70-60
12/28	Centenary		H	W	75-51
12/30	@Oklahoma St.		A	L	71-45
1/2	Memphis		H	L	72-67
1/8	@Alabama*	nr/4	A	L	61-51
1/11	Auburn*		H	L	52-37
1/18	†Georgia*	nr/20	H	L	81-64
1/22	LSU*		H	W	73-65
1/25	@Ole Miss*		A	L	73-54
2/1	@Florida*	nr/4	A	L	77-66
2/5	Alabama*	nr/22	H	W	81-70
2/8	@Mississippi St.*	nr/23	A	L	84-54
2/12	Tennessee*		H	L	70-62
2/15	@South Carolina*		A	L	72-65
2/19	Kentucky*	nr/2	H	L	66-50
2/22	@LSU*		A	L	75-56
2/26	@Vanderbilt*		A	W	60-50
3/1	Mississippi St.*	nr/20	H	W	53-51
3/5	@Auburn*		A	L	69-54
3/8	Ole Miss*		H	L	64-54

SEC Tournament • New Orleans, La.

3/13	LSU	N	L	85-56
------	-----	---	---	-------

*Southeastern Conference games
 †Georgia victory vacated by the NCAA

Lineup (most starts)

	Name	Pts.	Rebs.	Ast.
6-1 Fr.	Eric Ferguson	10.9	3.1	3.3
6-4 Fr.	G/F Jonathon Modica	11.5	4.5	
6-8 Sr.	F Carl Baker	3.3	4.1	
6-7 Sr.	F Alonzo Lane	4.0	2.9	
6-8 Sr.	F Dionisio Gomez	8.3	6.6	

2003-04
12-16, 4-12 (6th West)
Coach: Stan Heath

Date	Opponent	UA/Opp Rank	Site	W/L	Score
11/21	Nicholls St.		H	W	89-60
11/25	Grambling St.		H	W	64-46
11/29	Jacksonville @ NLR		N	W	85-65
12/3	Oral Roberts		H	W	77-71
12/6	Illinois @ Chicago	nr/11	N	L	84-61
12/9	Southeast Missouri St.		H	W	78-68
12/17	Louisiana Tech		H	W	68-56
12/20	Oklahoma St.		H	L	73-58
12/22	Western Carolina		H	L	62-59 (OT)
12/30	@Tulsa		A	W	81-74
1/3	North Texas		H	W	96-61
1/6	LSU*		H	L	66-55
1/10	@Mississippi St.*	nr/22	A	L	80-62
1/14	@Alabama*		A	L	81-65
1/17	Ole Miss*		H	W	86-78
1/21	@Auburn*		A	L	70-63
1/24	Vanderbilt*	nr/22	H	W	70-62
1/31	@Georgia*		A	L	71-50

2/4	Auburn*		H	W	74-52
2/7	@LSU*		A	L	65-52
2/11	@Tennessee*		A	L	69-65
2/14	Mississippi St.*	nr/6	H	L	77-70
2/18	@Kentucky*	nr/9	A	L	73-56
2/21	South Carolina*	nr/25	H	W	82-66
2/28	Florida*		H	L	73-68
3/3	Alabama*		H	L	72-68 (OT)
3/6	@Ole Miss*		A	L	55-45

SEC Tournament • Atlanta, Ga.

3/11	South Carolina	N	L	91-81
------	----------------	---	---	-------

*Southeastern Conference games

Lineup (most starts)

	Name	Pts.	Rebs.	Ast.
6-1 So.	G Eric Ferguson	8.1	2.6	2.8
6-7 Fr.	G/F Ronnie Brewer	12.2	5.5	3.4
6-4 So.	F Jonathon Modica	16.5	4.5	
6-8 Sr.	F Billy Pharis	5.5	2.9	
6-5 Fr.	F Olu Famutimi	7.0	3.5	

2004-05
18-12, 6-10 (4th West)
Coach: Stan Heath

Date	Opponent	UA/Opp Rank	Site	W/L	Score
11/19	Winthrop		N	W	72-49
11/21	Troy		N	W	89-54
11/22	Eastern Michigan		N	W	82-64
11/27	Gardner Webb		H	W	79-63
11/30	Tulsa		H	W	85-73
12/4	Illinois @ NLR	nr/3	N	L	72-60
12/7	@Missouri		A	W	62-52
12/16	Tennessee St.		H	W	96-68
12/18	Prairie View A&M		H	W	102-50
12/20	Lipscomb		H	W	83-54
12/23	Hartford		H	W	87-55
12/29	Jacksonville St.		H	W	73-67
12/31	Louisiana-Monroe		H	W	85-43
1/5	Ole Miss*		H	W	69-46
1/8	@Florida*		A	L	82-74
1/11	Alabama*	nr/21	H	L	64-61
1/15	@Mississippi St.*	nr/11	A	L	80-55
1/19	@LSU*		A	L	66-63 (OT)
1/22	Auburn*		H	W	95-59
1/29	Kentucky*	nr/6	H	L	68-67
2/2	@South Carolina*		A	L	64-52
2/5	@Ole Miss*		A	W	66-65
2/9	Georgia*		H	W	62-47
2/12	LSU*		H	W	65-62
2/16	@Alabama*	nr/16	A	L	72-63
2/19	@Vanderbilt*		A	L	79-65
2/26	Tennessee*		H	W	70-68
3/1	Mississippi St.*		H	L	57-55
3/5	@Auburn		A	L	77-64

SEC Tournament - Atlanta, Ga.

3/10	Tennessee	N	L	65-46
------	-----------	---	---	-------

*Southeastern Conference games

Lineup (most starts)

	Name	Pts.	Rebs.	Ast.
6-1 Jr.	G Eric Ferguson	8.8	2.7	4.3
6-7 So.	G Ronnie Brewer	16.2	4.8	3.4
7-0 Fr.	C Steven Hill	2.3	2.3	1.8 blk
6-7 Fr.	F Charles Thomas	5.5	2.7	
6-5 So.	F Olu Famutimi	9.4	4.2	

2005-06
22-10, 10-6 (T-2nd West)
NCAA Tournament First Round
Coach: Stan Heath

Date	Opponent	UA/Opp Rank	Site	W/L	Score
11/18	Portland St.		H	W	107-69
	Maui Invitational • Maui, Hawaii				
11/21	Connecticut	nr/3	N	L	77-68
11/22	Kansas		N	W	65-64
11/23	Maryland	nr/23	N	L	75-62
11/26	Radford		H	W	75-55
11/30	Southern Miss		H	W	77-35
12/2	Missouri		H	W	66-63
12/6	Texas St.		H	W	73-67
12/15	Missouri St.		H	W	79-75

12/17	Rice @ NLR		N	W	80-61
12/21	Texas Tech @ Dallas		N	W	78-65
12/30	Texas-Pan American		H	W	66-38
1/1	Western Illinois		H	W	83-54
1/7	@Mississippi St.*		A	L	69-67
1/11	LSU*		H	L	63-58
1/14	Vanderbilt*		H	W	78-66
1/18	@Alabama*		A	L	78-75 (OT)
1/21	@Auburn*		A	W	68-52
1/25	Ole Miss*		H	W	71-58
1/29	@Kentucky*		A	L	78-76
2/4	South Carolina*		H	W	73-59
2/8	@LSU*		A	L	78-77
2/11	Auburn*		H	W	84-64
2/15	@Ole Miss*		A	L	73-70
2/18	Florida*	nr/10	H	W	85-81 (OT)
2/21	Alabama*		H	W	65-63
2/25	@Tennessee*	nr/10	A	W	73-69
3/1	Mississippi St.*		H	W	80-70
3/5	@Georgia*		A	W	74-57

SEC Tournament - Nashville, Tenn.

3/10	Georgia	N	W	80-67	
3/11	Florida	nr/16	N	L	74-71

NCAA Oakland Regional - Dallas, Texas

3/17	Bucknell	N	L	59-55
------	----------	---	---	-------


*Southeastern Conference games

Lineup (most starts)

	Name	Pts.	Rebs.	Ast.
6-5 Sr.	G Dontell Jefferson	3.2	3.1	4.4
6-7 Jr.	G Ronnie Brewer	18.4	4.8	3.3
6-5 Sr.	G Jonathon Modica	16.1	4.0	
7-0 So.	C Steven Hill	3.0	3.5	2.8 blk
6-8 So.	F Charles Thomas	9.7	5.0	

2006-07
21-14, 7-9 (3rd West)
NCAA Tournament First Round
Coach: Stan Heath

Date	Opponent	UA/Opp Rank	Site	W/L	Score
11/10	Southeast Missouri St.		H	W	92-52
11/18	Stephen F. Austin St.		H	W	70-59
	Old Spice Classic • Orlando, Fla.				
11/23	Southern Illinois		N	W	61-53 (OT)
11/24	Marist		N	W	73-64
11/26	West Virginia		N	W	71-64
11/30	@Missouri		A	L	86-64
12/2	Missouri-Kansas City		H	W	71-61
12/5	Central Michigan		H	W	75-59
12/14	Oakland		H	W	91-57
12/16	Texas Tech @ NLR		N	L	71-56
12/20	@Texas		A	L	80-76
12/22	Oral Roberts		H	W	68-56
12/30	Louisiana Tech		H	W	80-50
1/2	Tulsa		H	W	68-59
1/6	Alabama*	nr/8	H	W	88-61
1/9	@Florida*	nr/2	A	L	79-72
1/13	@Ole Miss*		A	L	74-72
1/17	Georgia*		H	L	67-64
1/20	LSU*	nr/16	H	W	72-52
1/24	@South Carolina*		A	L	66-60
1/27	@Alabama*	nr/12	A	W	63-57
2/3	Kentucky*	nr/24	H	L	82-74
2/7	Auburn*		H	W	65-57
2/10	@LSU*		A	L	71-67
2/14	@Mississippi St.*		A	L	84-60
2/17	Ole Miss*		H	W	83-66
2/21	@Auburn*		A	L	67-59



Joe Johnson was named the SEC Newcomer of the Year in 2000 and went on to lead Arkansas to back-to-back NCAA Tournament appearances.



2/24	Tennessee*	H	L	83-72	
2/28	Mississippi St.*	H	W	67-58	
3/3	@Vanderbilt*	nr/19	A	W	82-67

SEC Tournament - Atlanta, Ga.

3/8	South Carolina	N	W	82-52	
3/9	Vanderbilt	N	W	72-71	
3/10	Mississippi St.	N	W	81-72	
3/11	Florida	nr/6	N	L	77-56

NCAA East Regional - Spokane, Wash.

3/16	Southern California	N	L	77-60
------	---------------------	---	---	-------

* Southeastern Conference games

Lineup (most starts)

	Name	Pts.	Rebs.	Ast.
6-0	Jr. G Gary Ervin	9.9	3.6	4.8
6-1	Fr. G Patrick Beverley	13.9	4.5	3.1
7-0	Jr. C Steven Hill	6.2	4.4	2.8 blk
6-8	Jr. F Charles Thomas	10.7	5.7	
6-6	Jr. F Sonny Weems	11.8	4.8	2.1

**2007-08
23-12, 9-7 (2nd West)
NCAA Tournament Second Round
Coach: John Pelphey**

Date	Opponent	UA/Opp Rank	Site	W/L	Score
11/9	Wofford	19/nr	H	W	67-45

O'Reilly Auto Parts ESPNU Puerto Rico Tip-Off

San Juan, P.R.

11/15	Coll. of Charleston	18/nr	N	W	75-49
11/16	Providence	18/nr	N	L	67-51
11/18	Va. Commonwealth	18/nr	N	W	70-60
11/24	Delaware St.		H	W	89-67
11/28	Missouri		H	W	94-91
12/1	Oral Roberts		H	W	62-51
12/3	Missouri St.		H	W	70-51
12/12	Texas-San Antonio		H	W	67-42
12/15	@Oklahoma		A	L	83-72
12/19	Northwestern St.		H	W	90-59
12/22	Appalachian St. @NLR		N	L	74-67
12/29	Louisiana-Monroe		H	W	85-60
1/5	Baylor @Dallas		N	W	85-78
1/10	@Auburn*		A	W	76-70
1/13	Alabama*		H	W	71-67 (OT)
1/16	South Carolina*		H	L	70-66
1/19	@Georgia*		A	L	82-69
1/26	@LSU*		A	W	68-52
1/30	Mississippi St.*	nr/25#	H	W	78-58
2/2	Florida*	nr/20	H	W	80-61
2/9	Ole Miss*		H	W	75-69
2/13	@Tennessee*	nr/4	A	L	93-71
2/16	@Mississippi St.*		A	L	80-74
2/20	LSU*		H	W	87-61
2/23	@Kentucky*		A	L	63-58
2/27	@Alabama*		A	L	59-56
3/1	Vanderbilt*	nr/18	H	W	78-73
3/4	@Ole Miss*		A	L	81-72
3/8	Auburn*		H	W	77-64

SEC Tournament - Atlanta, Ga.

3/14	Vanderbilt	nr/18	N	W	81-75
3/15	Tennessee	nr/4	N	W	92-91
3/16	Georgia		N	L	66-57

NCAA Tournament - Raleigh, N.C.

3/21	Indiana	nr/24#	N	W	86-72
3/23	North Carolina	nr/1	N	L	108-77

* Southeastern Conference games

USA Today/ESPN Coaches Poll

Lineup (most starts)

	Name	Pts.	Rebs.	Ast.
6-2	So. G Stefan Welsh	5.3	1.4	2.1
6-1	So. G Patrick Beverley	12.1	6.6	2.4
7-0	Sr. C Steven Hill	4.2	2.9	2.1 blk
6-8	Sr. F Charles Thomas	9.2	4.5	
6-6	Sr. F Sonny Weems	15.0	4.5	2.6

**2008-09
14-16, 2-14 (6th West)
Coach: John Pelphey**

Date	Opponent	UA/Opp Rank	Site	W/L	Score
11/14	Southeastern La.		H	W	91-87 (OT)
11/20	California-Davis		H	W	68-59
11/22	@Missouri St.		A	L	62-57

11/26	@South Alabama		A	W	79-77
11/29	Florida A&M		H	W	86-61
12/3	Texas Southern		H	W	80-61
12/10	North Carolina Central		H	W	98-70

Jim Thorpe Classic - Fayetteville, Ark.

12/17	Austin Peay		H	W	89-80
12/20	Stephen F. Austin		H	W	67-51
12/27	Northwestern St.		H	W	95-56
12/30	Oklahoma	nr/4	H	W	96-88
1/3	North Texas @ NLR		N	W	86-75
1/6	Texas	nr/7	H	W	67-61
1/10	Mississippi St.*		H	L	70-56
1/14	@Ole Miss*		A	L	74-65
1/17	@Florida*		A	L	80-65
1/24	Auburn*		H	L	73-51
1/29	Alabama*		H	W	89-80
1/31	@LSU*		A	L	79-69
2/4	Tennessee*		H	L	74-72
2/7	@Mississippi St.*		A	L	86-77
2/11	@Auburn*		A	L	75-62
2/14	Kentucky*		H	L	79-63
2/18	LSU*	nr/23	H	L	72-69
2/21	@South Carolina		A	L	82-78 (OT)
2/25	@Alabama*		A	L	88-67
3/1	Georgia*		H	W	89-67
3/4	Ole Miss*		H	L	98-91 (OT)
3/8	@Vanderbilt*		A	L	75-58

SEC Tournament - Tampa, Fla.

3/12	Florida		N	L	73-58
------	---------	--	---	---	-------

Lineup (most starts)

	Name	Pts.	Rebs.	Ast.
5-11	Fr. G Courtney Fortson	14.8	5.5	5.9
6-0	Fr. G Rotnei Clarke	12.2	1.9	
6-3	Jr. G Stefan Welsh	11.5	2.9	2.1
6-9	Jr. F Michael Washington	15.5	9.8	
6-8	Fr. F Michael Sanchez	5.9	4.9	

**2009-10
14-18, 7-9 (T3rd West)
Coach: John Pelphey**

Date	Opponent	UA/Opp Rank	Site	W/L	Score
11/13	Alcorn St.		H	W	130-68

Hall of Fame Showcase

11/17	Louisville @ STL	nr/20	N	L	96-66
11/20	Appalachian St.		H	W	81-72 (OT)
11/24	Morgan St.		H	L	97-94
11/27	East Tennessee St.		H	L	94-85
11/29	South Alabama		H	L	74-61
12/2	@Oklahoma		A	L	67-47
12/5	Mississippi Valley St.		H	W	91-54
12/7	Delaware St.		H	W	71-53
12/16	Alabama St.		H	W	76-51
12/19	Stephen F. Austin		H	W	72-69
12/22	Missouri St.		H	W	66-62 (OT)
12/30	Baylor @ NLR		N	L	70-47
1/2	Ala.-Birmingham	nr/24	H	L	73-72
1/5	Texas	nr/2	H	L	96-85
1/14	@Mississippi St.*		A	L	82-80
1/16	Alabama*		H	W	71-59
1/21	Florida*		H	L	71-66
1/23	@Kentucky*	nr/2	A	L	101-70
1/28	Mississippi St.*		H	W	67-62
1/31	@Ole Miss*		A	W	80-73
2/3	@Georgia*		A	W	72-68
2/6	Auburn*		H	W	82-79 (OT)
2/10	LSU*		H	W	87-52
2/13	@Alabama*		A	L	73-68
2/17	South Carolina*		H	W	92-79
2/20	@Auburn*		A	L	92-83
2/24	@LSU*		A	L	65-54
2/27	Vanderbilt*	nr/16	H	L	89-72
3/3	@Tennessee*	nr/16	A	L	80-73
3/6	Ole Miss*		H	L	68-66

SEC Tournament - Nashville, Tenn.

3/11	Georgia		N	L	77-64
------	---------	--	---	---	-------

Lineup (most starts)

	Name	Pts.	Rebs.	Ast.
5-11	So. G Courtney Fortson	17.9	5.2	5.7
6-0	So. G Rotnei Clarke	15.1	2.4	
6-3	Jr. G Marcus Britt	3.9	2.7	
6-9	Sr. F Mike Washington	12.5	6.1	

6-7	Fr. F Marshawn Powell	14.9	6.7	
-----	-----------------------	------	-----	--

**2010-11
18-13, 7-9 (T3rd West)
Coach: John Pelphey**

Date	Opponent	UA/Opp Rank	Site	W/L	Score
------	----------	-------------	------	-----	-------

Razorback Showcase

11/18	Grambling St.		H	W	75-52
11/22	Florida Gulf Coast		H	W	90-47
11/24	Southeast Missouri St.		H	W	66-56
11/26	Ala.-Birmingham @ NLR		N	L	70-65 (OT)
12/1	Oklahoma		H	W	84-74
12/4	Troy		H	W	75-60
12/8	Seton Hall @ Louis.		N	W	71-62
12/15	Mississippi Valley St.		H	W	87-64
12/18	Texas A&M @ Dallas	nr/25	N	L	71-62 (OT)
12/22	Texas Southern		H	W	67-59
12/29	North Carolina A&T		H	W	87-59
12/31	Texas-Arlington		H	W	87-74
1/4	@Texas	nr/12	A	L	79-46
1/8	Tennessee*		H	W	68-65
1/12	@LSU*		A	L	56-53
1/15	Alabama*		H	W	70-65
1/19	@South Carolina*		A	L	81-74
1/22	@Florida*		A	L	75-43
1/25	Auburn*		H	W	73-64
2/9	@Vanderbilt*	nr/19	A	W	89-78
2/12	Georgia*		H	L	60-59
2/5	Ole Miss*		H	L	69-60
2/9	@Mississippi St.*		A	L	67-56
2/12	LSU*		H	W	80-61
2/16	Florida A&M		H	W	94-55
2/19	@Alabama*		A	L	69-56
2/23	Kentucky*	nr/22	H	W	77-76 (OT)
2/26	@Auburn*		A	W	57-55
3/2	Mississippi St.*		H	L	88-78
3/5	@Ole Miss*		A	L	84-74

SEC Tournament - Atlanta, Ga.

3/10	Tennessee		N	L	74-68
------	-----------	--	---	---	-------

Lineup (most starts)

Name	Pts.	Rebs.	Assts.
6-0 Jr. G Jeff Peterson	6.3	2.2	2.4
6-0 Jr. G Rotnei Clarke	15.2	3.0	
6-3 Sr. G Marcus Britt	5.3	2.1	
6-9 Sr. F Delvon Johnson	9.6	7.2	
6-7 So. F Marshawn Powell	10.8	4.5	

**2011-12
18-14, 6-10 (9th)
Coach: Mike Anderson**

Date	Opponent	UA/Opp Rank	Site	W/L	Score
11/11	USC Upstate		H	W	83-63

Southwest Showcase

11/16	Oakland		H	W	91-68
11/18	Houston @ NLR		N	L	87-78
11/22	Utah Valley		H	W	67-59
11/26	Grambling State		H	W	86-44
11/30	Mississippi Valley St.		H	W	97-64
12/3	@Connecticut	nr/8	A	L	75-62
12/10	@Oklahoma		A	L	78-63
12/17	Southeastern Louisiana		H	W	62-55
12/20	Eastern Kentucky		H	W	71-57
12/22	Louisiana Tech		H	W	77-63
12/28	Charlotte		H	W	80-67
12/30	Texas Southern		H	W	77-49
1/3	Savannah State		H	W	83-66
1/7	Mississippi State*	nr/15	H	W	98-88
1/11	@Ole Miss*		A	L	71-63
1/14	LSU*		H	W	69-60
1/17	@Kentucky*	nr/2	A	L	86-63
1/21	Michigan	nr/20	H	W	66-64
1/25	Auburn*		H	W	56-53
1/28	@Alabama*		A	L	72-66
1/31	Vanderbilt*	nr/25	H	W	82-74
2/4	@LSU*		A	L	71-65
2/8	@Georgia*		A	L	81-59
2/11	South Carolina*		H	W	76-65
2/15	@Tennessee*		A	L	71-58
2/18	Florida*	nr/14	H	L	98-68
2/23	Alabama*		H	L	79-68
2/25	@Auburn*		A	W	77-71

2/28	Ole Miss*		H	L	77-75
3/3	@Mississippi State*		A	L	79-59

SEC Tournament - New Orleans, La.

3/8	LSU		N	L	70-54
-----	-----	--	---	---	-------

Lineup (most starts)

Name	Pts.	Rebs.	Ast.
6-1 Jr. G Julysses Nobles	8.7	3.3	3.1
6-2 So.			



YEAR-BY-YEAR RESULTS

1/14	Kentucky*	nr/13	H	W	87-85 (OT)
1/18	@Georgia*		A	L	66-61 (OT)
1/22	@Tennessee*		A	L	81-74
1/25	Auburn*		H	W	86-67
1/28	Missouri*		H	L	75-71
2/1	@LSU*		A	L	88-74
2/5	Alabama*		H	W	65-58
2/8	@Vanderbilt*		A	W	77-75
2/13	@Missouri*		A	L	86-85
2/15	LSU*		H	W	81-70
2/19	South Carolina*		H	W	71-64
2/22	@Mississippi State*		A	W	73-69
2/27	@Kentucky*	nr/17	A	W	71-67 (OT)
3/1	Georgia*		H	W	87-75
3/5	Ole Miss*		H	W	110-80
3/8	@Alabama*		A	L	83-58

SEC Tournament - Atlanta, Ga.

3/13	South Carolina		N	L	71-69
------	----------------	--	---	---	-------

NIT

3/18	Indiana State		H	W	91-71
3/24	@California		A	L	75-64

Lineup (most starts)

	Name	Pts.	Rebs.	Ast.
6-2	Sr. G Fred Gulley III	3.9	1.8	1.9
6-5	Jr. G Rashad Madden	12.7	2.8	2.7
6-6	So. G Michael Qualls	11.6	4.5	1.9
6-7	Sr. F Coty Clarke	9.4	5.6	2.4
6-10	Fr. F Bobby Portis	12.3	6.8	1.5

2014-15

27-9, 13-5 (2nd)

NCAA Third Round

Coach: Mike Anderson

Date	Opponent	UA/Opp Rank	Site	W/L	Score
11/16	Alabama State		H	W	97-79
11/19	Wake Forest		H	W	83-53
11/21	Delaware State		H	W	99-71
11/25	@SMU		A	W	78-72
11/28	North Texas		H	W	89-73
11/30	Iona		H	W	94-77
12/4	@Iowa State	18/20	A	L	95-77
12/7	@Clemson	18/nr	A	L	68-65 (OT)
12/13	Dayton		H	W	69-55
12/20	Southeast Missouri St. @NLR		N	W	84-67
12/22	Milwaukee		H	W	84-54
12/28	Northwestern State		H	W	100-92
1/3	Utah Valley		H	W	79-46
1/6	@Georgia*	23/nr	A	W	79-75
1/10	Vanderbilt*	19/nr	H	W	82-70
1/13	@Tennessee*	19/nr	A	L	74-69
1/17	Ole Miss*		H	L	96-82
1/22	Alabama*		H	W	93-91 (OT)
1/24	@Missouri*		A	W	61-60
1/27	Tennessee*		H	W	69-64
1/31	@Florida*		A	L	57-56
2/3	South Carolina*		H	W	75-55
2/7	Mississippi State*		H	W	61-41
2/10	@Auburn*	24/nr	A	W	101-87
2/14	@Ole Miss*	24/nr	A	W	71-70
2/18	Missouri*	18/nr	H	W	84-69
2/21	@Mississippi State*	18/nr	A	W	65-61
2/24	Texas A&M*	18/nr	H	W	81-75
2/28	@Kentucky*	18/1	A	L	84-67
3/5	@South Carolina	18/nr	A	W	78-74
3/7	LSU*	18/nr	H	L	81-78

SEC Tournament - Nashville, Tenn.

3/13	Tennessee		N	W	80-72
3/14	Georgia		N	W	60-49
3/15	Kentucky		N	L	78-63

NCAA South Regional • Jacksonville, Fla.

3/19	Wofford		N	W	56-53
3/21	North Carolina		N	L	87-78

Lineup (most starts)

	Name	Pts.	Rebs.	Ast.
6-0	Fr. G Anton Beard	5.7	1.9	1.5
6-5	Sr. G Rashad Madden	9.6	3.7	4.5
6-6	Jr. G Michael Qualls	15.9	5.3	1.7
6-6	RSr. F Alandise Harris	7.6	3.3	1.5
6-10	So. F Bobby Portis	17.5	8.9	1.2

2015-16 16-16, 9-9 (8th) Coach: Mike Anderson

Date	Opponent	UA/Opp Rank	Site	W/L	Score
11/13	Southern		H	W	86-68
11/18	Akron		H	L	88-80
11/20	Charleston Southern		H	W	93-75
11/26	Georgia Tech		N	L	83-73
11/27	Stanford		N	L	69-66
12/1	Northwestern State		H	W	117-78
12/4	Wake Forest		A	L	88-85
12/8	Evansville		H	W	89-76
12/12	Tennessee Tech		H	W	83-57
12/19	Mercer @NLR		N	L	69-66 (OT)
12/22	North Florida		H	W	97-72
12/30	Dayton		A	L	85-81 (OT)
1/2	Texas A&M*	nr/20	A	L	92-69
1/5	Vanderbilt*		H	W	90-85 (OT)
1/9	Mississippi State*		H	W	82-68
1/12	Missouri*		A	W	94-61
1/16	LSU*		A	L	76-74
1/21	Kentucky*	nr/23	H	L	80-66
1/23	Georgia*		A	L	76-73 (OT)
1/27	Texas A&M*	nr/5	H	W	74-71
1/30	Texas Tech		H	W	75-68 (OT)
2/3	Florida*		A	L	87-83
2/6	Tennessee*		H	W	85-67
2/9	Mississippi State*		A	L	78-46
2/13	Ole Miss*		A	L	76-60
2/17	Auburn*		H	L	90-86
2/20	Missouri*		H	W	84-72
2/23	LSU*		H	W	85-65
2/27	Tennessee*		A	W	75-65
3/2	Alabama		A	W	62-61
3/5	South Carolina*		H	L	76-61

SEC Tournament - Nashville, Tenn.

3/10	Florida		N	L	68-61
------	---------	--	---	---	-------

Lineup (most starts)

	Name	Pts.	Rebs.	Ast.
6-3	Sr. G Anthon Bell	15.7	2.9	1.2
6-1	Sr. G Jabril Durham	6.2	3.5	6.4
6-3	Jr. G Dusty Hannahs	16.5	2.4	0.9
6-7	RSr. F Keaton Miles	2.9	2.8	0.9
6-10	Jr. F Moses Kingsley	15.9	9.3	1.2

Year-By-Year Legend

* - SEC game
 AP - Associated Press
 KC - Kansas City, Mo.
 LR - Little Rock, Ark.
 M - Memphis, Tenn.
 NLR - North Little Rock, Ark.
 NR - not ranked
 PB - Pine Bluff, Ark.
 UPI - United Press International (poll discontinued in 1996)
 Note: Rankings reflected are from the Associated Press.



MEDIA & UNIVERSITY



RAZORBACK COMMUNICATIONS

The Razorback Communications Office appreciates your interest in Arkansas basketball and strives to assist you in your coverage. A list of our staff members, our address, and our telephone and fax numbers follows:

Office: 479-575-2751
Fax: 479-575-7481
Press Row: 479-575-6622

Mailing Address

Razorback Communications
P.O. Box 7777
Fayetteville, AR 72702-7777

Overnight Address

University of Arkansas
Razorback Communications
1270 Leroy Pond Drive
Fayetteville, AR 72701

BASKETBALL CONTACTS



David Beall
Associate Communications Director

Cell479-445-5336
Email.....jdb048@uark.edu
Twitter@beall_sid



Brent Hull
Communications Assistant

Email.....bwh003@uark.edu
Twitter@brenthull94



Patrick Pierson
Assistant AD



Jeri Thorpe
Associate Director



Joy Ekema-Agbaw
Assistant Director



Zach Lawson
Assistant Director



John Thomas
Assistant Director



Roland Liwag
Content Strategist



Brandon Langlois
Assistant



Austin Miller
Assistant



Taylor McGillis
Digital Strategist



Christine Zambetti
Graphic Designer



Walt Beazley
Photographer



Mary Lynn Gibson
Secretary

GAME CREDENTIALS

All requests for media and/or photo credentials must be made online at www.SportsSystems.com/Arkansas. Requests should be made at least three days prior to the game.

Only fully accredited personnel directly involved in the coverage of the game will be admitted. Credentials are non-transferable. The Communications Office reserves the right to revoke any credential: (1) used by an individual other than the one to whom it was granted; (2) any individual who refused to comply with press row and/or photographic guidelines; (3) any individual who is not an accredited member of the media; and (4) any individual under the age of 16.

Credentials will not be mailed. They must be picked up beginning two hours before tip-off at the media will call door to the right of the south entrance to Bud Walton Arena. Be prepared to present a photo identification when picking up credentials.

MEDIA WILL CALL

Located on the south side of Bud Walton Arena, just right of the main ticket window. All passes are left at media will call - no credentials are mailed.

GAMEDAY PARKING

A limited number of spaces are available around Bud Walton Arena. All requests should be made to Associate Director of Communications David Beall when submitting credential requests.

MEDIA SERVICES

The University of Arkansas has one of the top statistical crews in college basketball. Our crew has worked NCAA Tournament regional championships and conference tournaments. Media will be provided the following:

- Game program and notes
- Halftime statistics (box score, play-by-play, shot chart)
- Final statistics (box score, play-by-play, shot chart)
- Postgame notes

GAMEDAY LIVE STATS

Live in-game stats will be provided for the media at <http://arkansas.statbroadcast.com>. No password is required.

MEDIA WORK ROOM

Bud Walton Arena's work room is one of the most spacious in the nation. It is located on the arena floor level, next to and adjoining the interview room. Weekly press briefings and Mike Anderson's postgame press conferences are held in the interview room. Media members can work and file from the work room or the press seating area in the arena. Wireless internet is available in the work room and in the arena. Please see Associate Director of Communications David Beall or a member of the communications staff for login information. In addition, several telephones are available in the work room.

RADIO BROADCASTS

Visiting teams may utilize the four courtesy phone lines available in Bud Walton Arena. ISDN is available. No banners are allowed to hang in front of any broadcast position.



WIRELESS INTERNET

Wireless internet is available at Bud Walton Arena. Please contact a member of the Arkansas Communications Department on game day if you have any problems logging on.

PHOTOGRAPHERS

Bud Walton Arena features two photo “wells,” located on the baselines next to each team bench. Tripods are not allowed on the floor at any time during play and photographers must sit on the floor so as to not block the view of spectators. Spots in the photo wells are limited and must be requested in advance of any Arkansas contest. Photographers are not allowed to shoot from either sideline due to space limitations. Arkansas Communications reserves the right to limit the number of strobe units used and requests to hang strobe lights at BWA must be made in writing one week prior to any contest.

SEC TELECONFERENCE

Coach Anderson will participate in the SEC’s teleconference on select days throughout the season.

Teleconference Schedule (CT)

- 10:00 a.m. Bryce Drew, Vanderbilt
- 10:07 a.m. Michael White, Florida
- 10:14 a.m. Frank Martin, South Carolina
- 10:21 a.m. Mark Fox, Georgia
- 10:28 a.m. Johnny Jones, LSU
- 10:35 a.m. John Calipari, Kentucky
- 10:42 a.m. Rick Barnes, Tennessee
- 10:49 a.m. Mike Anderson, Arkansas
- 10:56 a.m. Avery Johnson, Alabama
- 11:03 a.m. Bruce Pearl, Auburn
- 11:10 a.m. Andy Kennedy, Ole Miss
- 11:17 a.m. Ben Howland, Mississippi State
- 11:24 a.m. Kim Anderson, Missouri
- 11:31 a.m. Billy Kennedy, Texas A&M

RAZORBACK SPORTS PROPERTIES

The University of Arkansas Athletic Department and Razorback Sports Properties formed a partnership in the fall of 2008. As the multi-media rights-holder, Razorback Sports Properties is responsible for all website, broadcasts, corporate partnerships and marketing of the university’s athletics program. Razorback Sports Properties brings a national presence to the overall marketing of Razorback sports.

Razorback Sports Properties exclusively produces and markets a variety of radio and television opportunities surrounding Arkansas Athletics, through the Razorback Sports Network from IMG, including all radio play-by-play broadcasts, and television and radio head coaches’ shows.

Chuck Barrett is in his sixth season with the Razorback men’s basketball team. He has worked with Arkansas for nearly 20 years as the radio personality of the baseball program and took on football duties prior to the 2007 season. The Director of Broadcasting for the Razorback Athletic Department, Barrett has been on both sides of the radio as a talk show host and play-by-play announcer. He has called numerous moments in Arkansas history including three College World Series runs and multiple bowl game appearances.

Matt Zimmerman is in his first season as an analyst in 2016-17. A 20-year coaching veteran and mainstay with the Razorbacks, Zimmerman is in his sixth year with the program and his first as the director of operations, overseeing the day-to-day happenings within the program, including on-campus recruiting, student-athlete visits, team travel, summer camps and the budget.

2016-17 RSN BASKETBALL RADIO NETWORK

Batesville	KWOZ-FM 103.3
Bearden	KBUE-FM 92.7
Berryville	KTHS-AM 1480
Blytheville	KHLS-FM 96.3
Camden	KCXY-FM 95.3
Cherokee Village	KSAR-FM 92.3
Crossett	KAGH-AM 800
Crossett	KAGH-FM 104.9
De Queen	KDQN-FM 92.1
DeWitt	KDEW-FM 97.3
El Dorado	KMRX-FM 96.1
Fayetteville	KAKS-FM 99.5
Fayetteville	KUOA-AM 1290
Fayetteville	KIGL-FM 93.3
Fayetteville	KOSM-FM 92.1
Forrest City	KBFC-FM 93.5
Fort Smith	KERX-FM 95.3
Glenwood	KHGZ-AM 670
Glenwood	KHGZ-FM 98.9
Heber Springs	KAWW-AM 1370
Helena	KFFA-AM 1360
Helena	KFFA-FM 103.1
Hope	KHPA-FM 104.9
Horseshoe Bend	KKIK-FM 106.5
Hot Springs	KLBL-FM 104.5
Jonesboro	KEGI-FM 100.5
Little Rock	KABZ-FM 103.7
Magnolia	KZHE-FM 100.5
Marshall	KBCN-FM 104.3
Mena	KTTG-FM 96.3
Monett, MO	KKBL-FM 95.9
Monticello	KGPO-FM 99.9
Morrilton	KVOM-FM 101.7
Mountain Home	KOMT-FM 107.5
Ozark	KDYN-AM 1540
Ozark	KDYN-FM 96.7
Pocahontas	KPOC-FM 104.1
Pocahontas	KPOC-AM 1420
Russellville	KCAB-AM 980
Russellville	KCJC-FM 102.3
Searcy	KSMD-FM 99.1
Stuttgart	KWAK-FM 105.5
Texarkana, TX	KKTK-AM 1400
Wynne	KWYN-FM 92.5
Wynne	KWYN-AM 1400



Chuck Barrett
Play-By-Play



Matt Zimmerman
Analyst



David Shoemaker
General Manager



GREG SANKEY COMMISSIONER SOUTHEASTERN CONFERENCE

Greg Sankey became the eighth commissioner of the Southeastern Conference on June 1, 2015, after serving on the SEC staff for 13 years in various leadership positions.

Sankey was an integral part of former commissioner Mike Slive's efforts to reshape the SEC's governance, enforcement and compliance program, and he also oversaw the SEC's championships staff. Most recently he played a central role in crafting the new Autonomy structure of the NCAA, designed put the student-athlete first in the development of new legislation in the 21st century.

He is active within the NCAA committee structure, which includes his current service on the Division I Legislative Council, Committee on Academic Performance and the NCAA Committee on Infractions for which he currently serves as chairman.

Sankey joined the SEC staff in 2002 as Associate Commissioner and was elevated to Executive Associate Commissioner and Chief Operating Officer for the league office in 2012.

Prior to joining the SEC staff, Sankey was Commissioner of the Southland Conference for nearly seven years. He joined the Southland Conference staff in 1992 where he served as both assistant and associate commissioner before he was named commissioner in 1996 at the age of 31.

Prior to his term at the Southland Conference he was director of compliance and academic services at Northwestern State University in Natchitoches, Louisiana. While at Northwestern State, Sankey also coached the Demons' golf teams for two years, earning the Golf Coaches Association of America District VI Coach of the Year award in 1991. Previous to his tenure at Northwestern State, he was the director of intramural sports at Utica College in upstate New York.

On March 12, 2015, the presidents and chancellors of the SEC announced Sankey would succeed Slive as commissioner of the SEC.

A native of Auburn, New York, Sankey earned his master's degree from Syracuse University and his undergraduate degree from the State University of New York College at Cortland. Sankey and his wife, Cathy, reside in Birmingham, Alabama, and have two daughters, Hannah Michelle (22) and Moriah Elizabeth (18).





IN THE SEC TOURNAMENT

1992 (Birmingham, Ala.)
Arkansas 73, Georgia 60
Alabama 90, Arkansas 89
(Semifinals)

1993 (Lexington, Ky.)
Arkansas 65, Georgia 60
Kentucky 92, Arkansas 82
(Semifinals)

1994 (Memphis, Tenn.)
Arkansas 95, Georgia 83
Kentucky 90, Arkansas 78
(Semifinals)

1995 (Atlanta, Ga.)
Arkansas 73, Vanderbilt 72
Arkansas 69, Alabama 58
Kentucky 95, Arkansas 94 (OT)
(Finals)

1996 (New Orleans, La.)
Arkansas 80, South Carolina 58
Kentucky 95, Arkansas 75
(Semifinals)

1997 (Memphis, Tenn.)
Georgia 65, Arkansas 63
(Quarterfinals)

1998 (Atlanta, Ga.)
Arkansas 102, Tennessee 96
Kentucky 99, Arkansas 74
(Semifinals)

1999 (Atlanta, Ga.)
Arkansas 75, Florida 74
Arkansas 84, Miss. St. 79 (OT)
Kentucky 76, Arkansas 63
(Finals)

2000 (Atlanta, Ga.)
Arkansas 71, Georgia 64
Arkansas 86, Kentucky 72
Arkansas 69, LSU 67
Arkansas 75, Auburn 67
(Finals)

2001 (Nashville, Tenn.)
Arkansas 77, LSU 72
Kentucky 87, Arkansas 78
(Semifinals)

2002 (Atlanta, Ga.)
Tennessee 68, Arkansas 61
(First Round)

2003 (New Orleans, La.)
LSU 85, Arkansas 56
(First Round)

2004 (Atlanta, Ga.)
South Carolina 91, Arkansas 81
(First Round)

2005 (Atlanta, Ga.)
Tennessee 65, Arkansas 46
(First Round)

2006 (Atlanta, Ga.)
Arkansas 80, Georgia 67
Florida 74, Arkansas 71
(Quarterfinals)

2007 (Atlanta, Ga.)
Arkansas 82, South Carolina 52
Arkansas 72, Vanderbilt 71
Arkansas 81, Mississippi St. 72
Florida 77, Arkansas 56
(Finals)

2008 (Atlanta, Ga.)
Arkansas 81, Vanderbilt 75
Arkansas 92, Tennessee 91
Georgia 66, Arkansas 57
(Finals)

2009 (Tampa, Fla.)
Florida 73, Arkansas 58
(First Round)

2010 (Nashville, Tenn.)
Georgia 77, Arkansas 64
(First Round)

2011 (Atlanta, Ga.)
Tennessee 74, Arkansas 68
(First Round)

2012 (New Orleans, La.)
LSU 70, Arkansas 54
(First Round)

2013 (Nashville, Tenn.)
Vanderbilt 75, Arkansas 72
(First Round)

2014 (Atlanta, Ga.)
South Carolina 71, Arkansas 69
(First Round)

2015 (Nashville, Tenn.)
Arkansas 80, Tennessee 72
Arkansas 60, Georgia 49
Kentucky 78, Arkansas 63
(Finals)

2016 (Nashville, Tenn.)
Florida 68, Arkansas 61
(Second Round)

RECORD BY OPPONENT

Opponent	Record	Last Meeting
Alabama	1-1	1995, W, 69-58 (semifinals)
Auburn	1-0	2000, W, 75-67 (finals)
Florida	1-4	2016, L, 68-61 (2nd)
Georgia	6-3	2015, W, 60-49 (semifinals)
Kentucky	1-8	2015, L, 78-63 (finals)
LSU	2-2	2012, W, 70-54 (1st)
Ole Miss	0-0	n/a
Mississippi St.	2-0	2007, W, 81-72 (semifinals)
Missouri	0-0	n/a
South Carolina	2-2	2014, L, 71-69 (1st)
Tennessee	3-3	2015, W, 80-72 (quarterfinals)
Texas A&M	0-0	n/a
Vanderbilt	3-1	2013, L, 75-72 (1st)

RECORD BY ROUND

	Record	Appearances
First Round	3-10	12 (2000, 02-07, 09-14)
Second Round	0-1	1 (2016)
Quarterfinals	12-2	14 (1992-01, 06-08, 2015)
Semifinals	6-6	12 (1992-96, 98-01, 07-08, 2015)
Finals	1-5	6 (1995, 99, 2000, 07-08, 2015)

2017 SEC MEN'S BASKETBALL TOURNAMENT BRACKET

March 8-12 - Bridgestone Arena - Nashville, Tenn.



Bridgestone Arena in Nashville, Tennessee will host the 2017 SEC Tournament for the third time in the last four years.



There's a reason...

...the University of Arkansas is one of the nation's fastest growing universities. Nestled in the Ozarks, we learn in one of the **best places to live** in the nation. This is where **tradition and innovation** work together to keep us grounded as students and faculty make discoveries that **improve our world**. The University of Arkansas is among the **top public research** universities in the U.S., that's why federal agencies like NASA and top industries turn to us to **solve problems and advance technology**. This is where we grow our world, one student at a time, by **leading change and changing lives**.



UNIVERSITY OF
ARKANSAS



**MOST DEGREE
PROGRAMS IN
THE STATE**

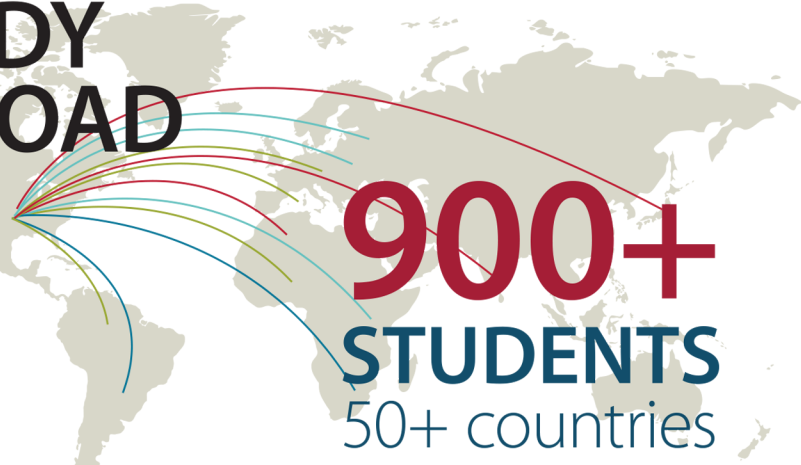


More than 200
baccalaureate, master's,
doctoral, professional and
specialist degree programs.

**FASTEST
GROWING**

public doctoral
institution in
the country

**STUDY
ABROAD**



900+
STUDENTS
50+ countries

Chronicle of Higher Education
- 2015



NATIONALLY COMPETITIVE AWARDS



GOLDWATER SCHOLARS

16th among all public universities

TRUMAN SCHOLARS

11th among all public universities



RHODES SCHOLARS

38th in nation among public universities

INNOVATIVE RESEARCH CENTERS

Alan Mantooth, Distinguished Professor of electrical engineering, will direct a new

\$15 million national center devoted to protecting the nation's power grid from cyber attacks.

Min Zou, professor of mechanical engineering, will lead a new

\$20 million

Center for Surface Engineering to develop new technology for industries.



Enrollment: 26,754

Student-to-Faculty

Ratio **19:1**

Fall 2015



MILITARY FRIENDLY

– Guide to Military Friendly Schools

7th year in a row



81%

incoming

HONORS COLLEGE

freshman fellows hail from Arkansas



PROMISE GRANT

Largest grant ever awarded to the U

of A to College of Education and Health Professions and Arkansas Department of Education from U.S. Department of Education to fund a program aimed at improving the education and career outcomes of low-income Arkansas teens with disabilities.

'GREEN RECOGNITION': THE PRINCETON REVIEW'S GUIDE TO 353 GREEN COLLEGES: 2015 EDITION



Greenhouse gas emissions were reduced by **9.47%** while our campus community grew by **54.92%** and square footage increased by **21.65%** since 2002.

Nearly **\$52 million** has been invested in energy savings performance contracts.



RESEARCH EXPENDITURES

JUMPED 9%

IN FY15 TO

\$133.7 MILLION

THE HIGHEST EVER

Senior Walk

Our greatest achievements are etched in stone at the University of Arkansas, with more than 5 miles of sidewalk bearing the names of all of our graduates. This unique tradition stretches across campus, Senior Walk includes the names of more than 170,000 graduates, and counting.

Notable Graduates

Jerry Jones, owner of the Dallas Cowboys
Veronica Campbell-Brown, Olympic gold medalist
Stacy Lewis, LPGA golfer
Doug McMillon, President and CEO of WalMart Stores, Inc.



**DR. JOSEPH E. STEINMETZ
CHANCELLOR**

Joseph E. Steinmetz became the sixth chancellor of the University of Arkansas on January 1, 2016. Prior to this appointment, he was Ohio State's chief academic officer. As executive vice president and provost, he oversaw the administration, coordination, and development of all academic functions of the university.

Dr. Steinmetz joined Ohio State in 2009 to serve as vice provost for arts and sciences and executive dean of the then-new College of Arts and Sciences. With his leadership, the former five independent colleges of arts and sciences were unified into the largest arts and sciences college in the country.

Before Ohio State, Dr. Steinmetz was dean of the College of Liberal Arts and Sciences at the University of Kansas, where he was also a university distinguished professor. Before Kansas, Dr. Steinmetz spent 19 years at Indiana University, Bloomington where he served as Chair of the Department of Psychology, Executive Associate Dean of Arts and Sciences and a Distinguished Professor of Psychological and Brain Science.

A nationally respected behavioral neuroscientist, Dr. Steinmetz was recognized in 1996 by the National Academy of Sciences for his contributions to the fields of experimental psychology and neuroscience. In 2012 he was named an AAAS Fellow.

His research interests include neuroanatomical and neurophysiological substrates of learning and memory; the effects of alcohol on neural and behavioral function; neurobiological and behavioral models of fetal alcohol syndrome; and the neurobiology of simple human learning, memory, and cognitive function.

Dr. Steinmetz earned his bachelor's and master's degrees at Central Michigan University and his doctorate at Ohio University. He and his wife, Sandy, have two sons and four grandchildren.



**DR. SHARON HUNT
FACULTY ATHLETICS REP**

Chancellor G. David Gearhart appointed Dr. Sharon Hunt to be the faculty athletics representative (FAR) for the University of Arkansas in August 2010.

Dr. Hunt is the first woman and non-lawyer to hold the post. Dr. Hunt has been on the University of Arkansas faculty since 1990, and she served as the department head of the recently renamed Department of Health, Human Performance and Recreation from July 1, 1990 until June 30, 2011 except for the 2000-01 academic year, when she served as the interim dean of the College of Education and Health Professions. On June 30, 2011 Dr. Hunt stepped down as department head and returned to the faculty at the rank of Professor giving her more time to devote to the FAR position.

A high school athlete, Hunt's involvement with collegiate athletics dates back to her own college days at the University of Arkansas when she played extramural sports with the women's basketball and tennis teams prior to the enactment of Title IX. After receiving her bachelor's and master's degrees in physical education from the university, she went on to earn a Doctor of Education degree from the University of Georgia, where she taught a variety of undergraduate courses as a graduate assistant. Upon the completion of her doctoral degree, she joined the faculty of the University of Kentucky for 13 years, where she taught both undergraduate and graduate courses and served as the graduate coordinator for the Department of Health, Physical Education and Recreation. In 1990, she and her family returned to Fayetteville.

The FAR's responsibilities lie in three broad areas: academic integrity within the athletics program, student-athlete well-being, and institutional control of the athletics program. Dr. Hunt is involved in the student-athlete advisory council on campus and chairs the Academic Credential Review Committee and Athletic's Academic Integrity Committee, and serves as an ex-officio member of the Faculty Athletics Committee. In addition, she travels to represent the University of Arkansas at various SEC and NCAA meetings.

Dr. Hunt was instrumental in establishing the graduate athletic training education program in the College of Education and Health Professions, and she has worked closely with athletics on that program. The athletics department provides support to students in the athletic training education program in the form of a stipend, books and travel to the Arkansas Athletic Trainers' Association annual meeting. Two endowed scholarships for athletic training students in honor of longtime Razorback trainers Dean Weber and the late Bill Ferrell were established through the athletics department. Dr. Hunt has been married to David Hunt since 1973, and they have an adult son and daughter as well as one grandson and granddaughter.



UNIVERSITY OF ARKANSAS LEADERSHIP

The Board of Trustees of the University of Arkansas serve as the institution's governing body. The board is comprised of 10 trustees representing each of the state's four congressional districts. The president is the chief executive officer of the University of Arkansas System and reports to the Board of Trustees. Each campus has a chancellor as its chief executive officer, reporting directly to the president.

BOARD OF TRUSTEES



Donald R. Bobbitt
System President



Dr. Joseph Steinmetz
Chancellor




Reynie Rutledge
Chairman
Searcy (2017)



David H. Pryor
Vice Chairman
Fayetteville (2019)



Morril Harriman
Secretary
Little Rock (2024)



Mark Waldrip
Assistant Secretary
Moro (2020)

**CAMPUS LEADERSHIP
FAYETTEVILLE EXECUTIVE COMMITTEE**

Dr. Joseph Steinmetz
Chancellor

Laura Jacobs
Associate Vice Chancellor and Chief of Staff

Bill Kincaid
Associate General Counsel

Jeff Long
Vice Chancellor for Intercollegiate Athletics

Randy Massanelli
Vice Chancellor for Governmental Relations

Tom O'Donnell
Vice Chancellor for Finance & Administration

Marcia Overby
Associate Vice Chancellor for Administration

Charles Robinson
Vice Provost for Student Affairs and
Vice Chancellor for Diversity and Community

Ashok Saxena
Provost and Vice Chancellor for Academic Affairs

Mark Power
Interim Vice Chancellor for Advancement

**A MESSAGE FROM
THE CHANCELLOR, DR. JOE STEINMETZ**

Bud Walton Arena has a well-deserved reputation for being a tough place to play for visiting teams. Coach Anderson and his team deserve most of the credit, but you deserve some, too, because your LOUD and energetic support makes winning here a daunting task for opposing teams. So let's do our best to keep our home court advantage alive this year by cheering on the Hogs.

At the University of Arkansas, we're extremely proud of Razorback athletics and our student athletes. Our athletics department is perennially recognized as being among the top 25 department in the country.

Last spring, our student athletes also had a combined GPA of 3.23 – the thirteenth consecutive semester the department exceeded 3.0. More importantly, 76 Razorback student-athletes were eligible to participate in spring commencement ceremonies. Combined with fall commencement ceremonies, 100 Razorback student-athletes added their name to Senior Walk as graduates of the University of Arkansas.

I am very proud of the fact that our student-athletes excel in academics as well as in athletics – and you should be proud, too. After all, you're helping to make it happen.

On behalf of the University of Arkansas, thank you for your support of our students, faculty, and staff. We couldn't do it without you.

Go Hogs!
Dr. Joe Steinmetz
Chancellor



Ben Hyneman
Jonesboro (2018)



John Goodson
Texarkana (2021)



Stephen Broughton, M.D.
Pine Bluff (2022)



C.C. "Cliff" Gibson III
Monticello (2023)



Sheffield Nelson
Little Rock (2025)



Kelly Eichler
Little Rock (2026)



Entering his ninth full year as Vice Chancellor and Director of Athletics, Jeff Long has helped transform the University of Arkansas' Department of Intercollegiate Athletics into one of the most successful and mission driven programs in the country. Long, the 2015 SportsBusiness Journal (SBJ) and SportsBusiness Daily (SBD) Athletic Director of the Year, leads a program that encompasses 19 sports and more than 460 student-athletes.

Long has focused every aspect of the Razorback program on achieving the mission of developing student-athletes to their full-potential through intercollegiate athletics. In the process, he has also emerged as nationally respected leader within intercollegiate athletics and an influential voice on issues pertaining to student-athletes and their collegiate experience.

Long served as the inaugural College Football Playoff selection chairman for the 2014 and 2015 seasons and remains a member of the selection committee through 2017. He also currently serves as the athletics director representative on the Southeastern Conference's Executive Committee.



Even while representing his institution and the state in some of the most prestigious leadership positions in college sports, Long has guided the Razorback program to unprecedented success. In Long's tenure, Arkansas has captured 29 conference championships and advanced to 123 post-season competitions, including the school's first Bowl Championship Series appearance in football and national titles at the 2013 NCAA Men's Indoor and the 2015 NCAA Women's Indoor Track and Field Championships and the 2016 NCAA Outdoor Track and Field Championships. In 2015-16, Arkansas finished among the top 30 in the Learfield Sports Directors Cup for the eighth time in nine years, including the top 25 for the seventh time in that span. In addition to the second women's national title in as many years, the Razorbacks completed a 2015-16 SEC triple crown in both men's and women's track and field winning all six team titles in cross country, indoor and outdoor track and field.

In the classroom, the Razorbacks continue to set new standards including posting a school record student-athlete grade point average of 3.25 in the fall 2015 semester. Arkansas led the conference in selections to the SEC Fall Academic Honor Roll, including a league high 40 football student-athletes. Razorback student-athletes finished the academic year with a 3.23 GPA in the spring semester marking the 13th consecutive term Razorback student-athletes posted a GPA exceeding 3.0. For the fourth consecutive year, Arkansas exceeded the national APR multi-year rate in all 19 sports. Graduation success rates continue to rise with an average of 100 current or former Razorback student-athletes graduating each year.

Student-athlete development has also been a priority. A \$10.65 million gift from the family of former Razorback and Dallas Cowboys owner Jerry Jones, the largest gift to athletics in more than two decades, transformed an already nationally recognized program into one that rivals any in the country. The Jerry and Gene Jones Family Student-Athlete Success Center is a 55,000 square foot facility dedicated to the development of more than 460 Razorback student-athletes.

Even before his appointment as the CFP Selection Committee's Chairman, Long's leadership and unwavering commitment to the student-athletes and maintaining integrity within intercollegiate athletics had not gone unnoticed. In 2013, Long was named as an Under Armour Athletics Director of the Year for the Football Bowl Subdivision. In 2012, Long was named a finalist for the SBJSBD Athletic Director of the Year. In the spring of 2012, the Donald W. Reynolds Foundation and longtime chairman Fred W. Smith made a combined gift of more than \$1.25 million to the program in recognition of Long's leadership of Razorback Athletics.

A member of the Chancellor's Executive Committee, Long is helping to chart the course for the future of higher education at the University of Arkansas while integrating Razorback Athletics into the campus community. Arkansas is one of less than 25 institutions in the nation to have a financially self-sustaining athletics department. Razorback Athletics receives no state funding and does not collect a student fee. In fact, the department routinely gives millions of dollars each year to support other campus academic programs.



The Long family (l-r): Stephanie, Fanny, Jeff and Christina.

In each of the past six years, Razorback Athletics has transferred funds totaling more than \$1 million to support the university's academic mission. For 2016-17, the department's total support of university and student programs and initiatives will include more than \$3.325 million in direct funding of academic programs including financial support for Champions Hall, a new classroom and laboratory building, to serve the entire University of Arkansas student population.

Long was selected to replace legendary athletic director and former Razorback football coach Frank Broyles and even before he officially took the reins on Jan. 1, 2008, Arkansas announced that it would combine its previously independent men's and women's athletic programs. Long adeptly blended the athletic programs into one unified department and established a new administrative structure.

Under Long's leadership, the program has fortified its financial standing ensuring more support for the development of student-athletes. As economic indicators were beginning to point toward challenging economic times, Long signed Arkansas to a



decade long deal with IMG College to form Razorback Sports Properties that guaranteed the Razorback program \$73 million. Long also negotiated an extensive all sports apparel and footwear agreement with NIKE, Inc. for all 19 Razorback sports programs.

In 2010, Long moved to help meet the growing financial needs of fielding a nationally competitive all sports program. The athletic department launched the "Answer the Call" campaign through the Razorback Foundation which resulted in more than 2,600 new members and helped generate more than \$6.5 million in additional support for Razorback student-athletes.

With an eye towards the future, Long commissioned a comprehensive plan to assess the future facility needs of the program. Unveiled in October 2011, the Razorback Athletic Facilities Master Plan provided a vision and the road map for \$320 million of facility renovations and additions that will help all 19 Razorback sports remain competitive in the SEC and nationally over the next 30 years.

Projects already completed as part of the plan include the Fred W. Smith Football Center, the Fowler Family Baseball and Track Training Center, extensive renovations of the George Billingsley Tennis Center, John McDonnell Field (outdoor track and field), Razorback Field (soccer) and the Fred W. Smith and Mary B. Smith Golf Training Facility. In the fall of 2015, a Basketball Performance Center and the Jerry and Gene Jones Family Student-Athlete Success Center opened to Razorback student-athletes.

In June 2016, the University of Arkansas Board of Trustees approved a \$160 million Donald W. Reynolds Razorback Stadium Renovation and North End Zone Addition that will be completed in time for the 2018 football season. No university funds, state funds or student fees will be required to complete the project.

According to a recent economic impact study, Razorback Athletics will have an estimated economic impact of more than \$1 billion in five years. The study estimated Razorback Athletics generates \$162.7 million annually to the region's economy. In addition, recent athletic construction has generated another \$110.9 million for the region.

A veteran administrator with a track record of the highest commitment to the concept of "student-athlete," Long has had more than two decades experience in athletic administration at the Division I level including at the University of Pittsburgh, University of Oklahoma, University of Michigan, Virginia Tech University, Eastern Kentucky University and Rice University. Long also understands the coach's perspective from time spent in coaching staff positions at Duke University, University of Michigan and North Carolina State University.

His experience as an athletic director and administrator in five of the six Bowl Championship Series conferences - the Big 12, Big Ten, Big East, Atlantic Coast and SEC - gives Long a uniquely informed perspective on intercollegiate athletics.

On the forefront of NCAA governance, Long has served on the NCAA Management Council, the NCAA's Sports Wagering Task Force and as a member of the Executive Committee of the Division I-A Athletic Directors' Association. Long served on the NCAA Championships/Sports Management Cabinet.

Prior to assuming his current roles at Arkansas, Long served for four years as the athletic director at the University of Pittsburgh. Long redefined Pitt athletics, most notably through the "Quest for Excellence" campaign that raised nearly \$34 million to enhance the student-athlete experience. During his tenure, the program was selected No. 17 in the nation in the 2006 Sports Illustrated on Campus' All-Sport Rankings.

Before arriving at Pitt, Long was senior associate athletic director at Oklahoma for two and a half years overseeing external affairs for the Sooners. In addition, Long was the primary administrator for the Sooners' highly successful football and men's basketball programs, along with sport supervision of baseball, wrestling and both golf teams.

Long's first appointment as a director of athletics was at Eastern Kentucky where he served for two and a half years. Prior to Eastern, Long had a brief stay with Virginia Tech as an associate athletics director.

He began his career in college athletic administration at Michigan, hired by legendary coach and athletics director, the late Bo Schembechler. During his seasons with the Wolverines, Long was promoted through a series of posts to the position of associate athletics director.

A former two-sport athlete at Ohio Wesleyan, Long earned seven varsity letters for the Bishops in football and baseball before completing his degree in economics in 1982. He started his post-graduate career in athletics working on head coach Tom Reed's staff as a graduate assistant football coach at the cradle of coaches, Miami University of Ohio. Long earned his master's in education at Miami in 1983, moving on to football staff positions at Rice, Duke and N.C. State prior to joining Michigan.

An Ohio native from Kettering, Long is married to the former Fanny Gellrich of Ann Arbor, Mich. The Longs have two daughters, Stephanie and Christina. In spring 2016, Stephanie graduated Summa Cum Laude with two degrees from the Fulbright College of Arts and Sciences. She is currently enrolled in graduate school at the University of Arkansas. Christina is a senior honors student at Fayetteville High School. She is also a contributing photographer for Razorback Athletics.



Jeff Long presents former Arkansas head coach and Naismith Basketball Hall of Famer Nolan Richardson a replica of his banner unveiled Feb. 24, 2015, at Bud Walton Arena.



ADMINISTRATION



JEFF LONG
Vice Chancellor &
Director of Athletics



JULIE CROMER PEOPLES
Senior Associate AD/SWA
Admin & Sport Programs



MATT TRANTHAM
Senior Associate AD
Internal Operations



JON FAGG
Senior Associate AD
Development & Administration



CLAYTON HAMILTON
Senior Associate AD
Business Operations & CFO



CHRIS FREET
Senior Associate AD
External Ops & Strategic Comm.



CHRIS POHL
Associate AD
Event Management & Sport Admin.



KEVIN TRAINOR
Associate AD
Public Relations



JUSTIN MALAND
Associate AD
Facilities



ELVIS MOYA
Associate AD
Marketing & Fan Development



TRACEY STEHLIK
Associate AD
Compliance



CHARLES SMALL
Assistant AD
Academic Services



MICHELLE GLOVER
Assistant AD
Broadcast Services



MARCUS SEDBERRY
Assistant AD
S-A Development & Admin.



PATRICK PIERSON
Assistant AD
Communications



MARK TAURISANI
Assistant AD
Football Operations



JOHN GOURLAY
Assistant AD
Development



SCOTT SARGENT
Assistant AD
Facilities



CHARLIE ARVISO
Assistant AD
Ticket Sales



DAVE VAN HORN
Baseball



MIKE ANDERSON
Men's Basketball



JIMMY DYKES
Women's Basketball



CHRIS BUCKNAM
Men's Cross Country/
Track & Field



LANCE HARTER
Women's Cross Country/
Track & Field




BRET BIELEMA
Football



BRAD McMAKIN
Men's Golf




SHAUNA ESTES-TAYLOR
Women's Golf



MARK COOK
Gymnastics



COLBY HALE
Women's Soccer



COURTNEY DEIFEL
Softball




NEIL HARPER
Swimming & Diving



ANDY JACKSON
Men's Tennis



MICHAEL HEGARTY
Women's Tennis



JASON WATSON
Volleyball



SUPPORT STAFF



MARK POWELL
Team Physician



DAVID BEALL
Communications



BRANDON MORRIS
Academics



MARCUS JENNINGS
Equipment



JT GEREN
Marketing



BRYCE DANIELS
Strength & Conditioning



CHASE GARDNER
Strength & Conditioning



BAILEY HAYES
Student Athletic Trainer





ABOUT THE FOUNDATION

As the primary fundraising organization for Arkansas Athletics, the mission of the Razorback Foundation Inc. is to support the athletic endeavors of the University of Arkansas. The Foundation assists our student-athletes by providing financial support for scholarships, facilities and various programs that enable them to realize their dreams of achieving a quality college education while participating in athletics on a nationally competitive level.

WHY WE NEED YOUR HELP

Through contributions from our members, we are able to provide scholarship support for more than 460 student-athletes, funding for facility enhancements and financial assistance to other programs designed to elevate student-athletes and Arkansas Athletics.

Being an active Foundation member is not only an investment in our athletic program and in the athletic and academic success of our student-athletes, it also unlocks many special benefits to you. Those include priority access to season tickets, single-game tickets, parking, priority points, membership thank you packet, invitations to exclusive member-only events plus more!

JOIN TODAY!

There is no better way to support Razorback Athletics than to contribute to the Razorback Foundation Annual Fund. Your gift, no matter the size, will significantly impact the life of every Razorback student-athlete. Several membership levels are available and you may designate your gift(s) to football, men's basketball, baseball, men's Olympic sports and/or women's sports. Gifts may be made outright or via automatic payment plans. The Foundation also offers a Collegiate Membership for current University of Arkansas students as well as a Young Alumni Program for recent graduates.

For more information about membership levels, benefits and other giving opportunities, please contact us at 877-436-0013 or gohog@razorbackfoundation.com. More information may be found at razorbackfoundation.com.



SCOTT VARADY
Executive Director
& General Counsel



BILLYE VETETO
Chief Financial Officer



JOHN MATSKO
Senior Associate
Director



MARVIN CASTON
Senior Director of
Development



NORM DeBRIYN
Director of Development



SUSIE SHINN
Director of Development



MICA STROTHER
Director of Development



TERRY PRENTICE
Associate Director
of Development



ELIZABETH SULLIVAN
Associate Director
of Development



HUNTER SAGELY
Assistant Director
of Development



DEAN WEBER
Assistant Director
of Development



CHARLOTTE FAUCETTE
Member Relations



CASSY JULICH
Member Relations/
Receptionist



JACKIE ROLLINS
Member Relations/
Assistant to the
Executive Director



DEBBIE SCOGGIN
Member Relations



JULIA WOODS
Member Relations



HAROLD HORTON
Executive Director
Emeritus

IT JUST MEANS MORE.™





HONORS

MOSES KINGSLEY

THREE-TIME SEC ACADEMIC HONOR ROLL



MANNY WATKINS

THREE-TIME SEC ACADEMIC HONOR ROLL



TREY THOMPSON

TWO-TIME SEC ACADEMIC HONOR ROLL



DUSTIN THOMAS

2015-16 FIRST YEAR SEC ACADEMIC
HONOR ROLL



DUSTY HANNAHS

2014-15 FIRST YEAR SEC ACADEMIC
HONOR ROLL





2016 - 17 SCHEDULE

Oct. 28	CENTRAL MISSOURI*	7 PM
Nov. 4	EMPORIA STATE*	7 PM
Nov. 11	FORT WAYNE	7 PM
Nov. 14	SOUTHERN ILLINOIS	7 PM
Nov. 18	UT ARLINGTON	7 PM
Nov. 22	at MINNESOTA	7 PM
Nov. 28	MOUNT SAINT MARY'S	7 PM
Dec. 1	STEPHEN F. AUSTIN	8 PM
Dec. 3	AUSTIN PEAY	7 PM
Dec. 6	HOUSTON	6 PM
Dec. 10	NORTH FLORIDA	4:30 PM
Dec. 17	vs TEXAS^	1:30 PM
Dec. 20	NORTH DAKOTA STATE	6 PM
Dec. 22	vs SAM HOUSTON STATE#	7 PM
Dec. 29	FLORIDA*	6 PM
Jan. 3	at TENNESSEE*	5:30 PM
Jan. 7	at KENTUCKY*	7:30 PM
Jan. 10	MISSISSIPPI STATE*	8 PM
Jan. 14	MISSOURI*	5 PM
Jan. 17	at TEXAS A&M*	6 PM
Jan. 21	LSU*	7:30 PM
Jan. 24	at VANDERBILT*	7:30 PM
Jan. 28	at OKLAHOMA STATE%	3 PM
Feb. 1	ALABAMA*	6 PM
Feb. 4	at MISSOURI*	5 PM
Feb. 7	VANDERBILT*	7:30 PM
Feb. 11	at LSU*	7:30 PM
Feb. 15	at SOUTH CAROLINA*	5:30 PM
Feb. 18	OLE MISS*	5 PM
Feb. 22	TEXAS A&M*	7:30 PM
Feb. 25	at AUBURN*	7:30 PM
March 1	at FLORIDA*	6 PM
March 4	GEORGIA*	1 PM
March 8-12	SEC TOURNAMENT	TBA

Home games in WHITE | Road games in RED

All times are CT and subject to change | * Exhibition Game

^ Lone Star Shootout | # Verizon Arena - North Little Rock, AR

* SEC Game | % Big 12/SEC Challenge